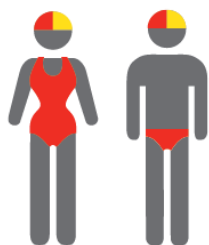


WIDE BAY CAPRICORN

MEMBERSHIP STATISTICS REPORT EOS 2023/24



545
ACTIVE
MEMBERSHIP



2408
TOTAL
MEMBERSHIP



850
JUNIOR
MEMBERSHIP

Vs. 2023/24 Mid-Season (JAN 2024)



1% Increase



2% Increase



1% Increase

Vs. 2022/23 EOS (MAY 2023)



8% Decrease



3% Decrease



4% Decrease

Note:
Numbers in this report are generated directly from Surfguard;
Active members are taken from the following demographics 13-15 Cadets, 15-18 Youth, Active 18+, Award and Active Reserve members.

TOTAL MEMBERSHIP

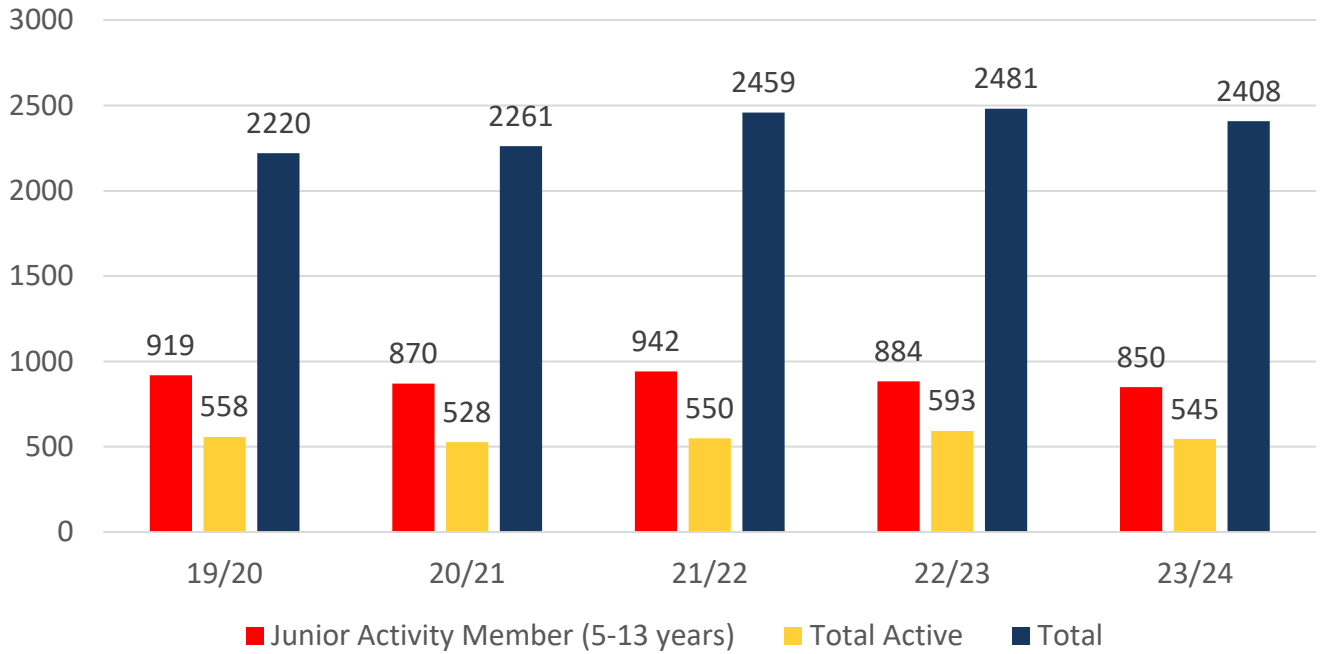
MEMBERSHIP 2019-2024

	19/20	20/21	21/22	22/23	23/24
	Total	Total	Total	Total	Total
Probationary	116	112	164	152	153
Junior Activity Member (5-13 years)	919	870	942	884	850
Cadet Member (13-15 years)	98	81	109	105	110
Active Junior (15-18 years)	87	101	97	110	96
Active Senior (18years and over)	314	280	295	332	291
Award Member	56	61	46	41	45
Reserve Active	3	5	3	5	3
Long Service	15	17	20	19	19
Past Active	3	3	2	2	23
Associate	472	595	645	707	537
Life Member	108	111	115	106	107
General	18	12	10	5	113
Honorary	9	11	10	12	21
Non Member Participants	0	0	0	0	0
Leave / Restricted	2	2	1	1	40
Total Active	558	528	550	593	545
Total	2220	2261	2459	2481	2408

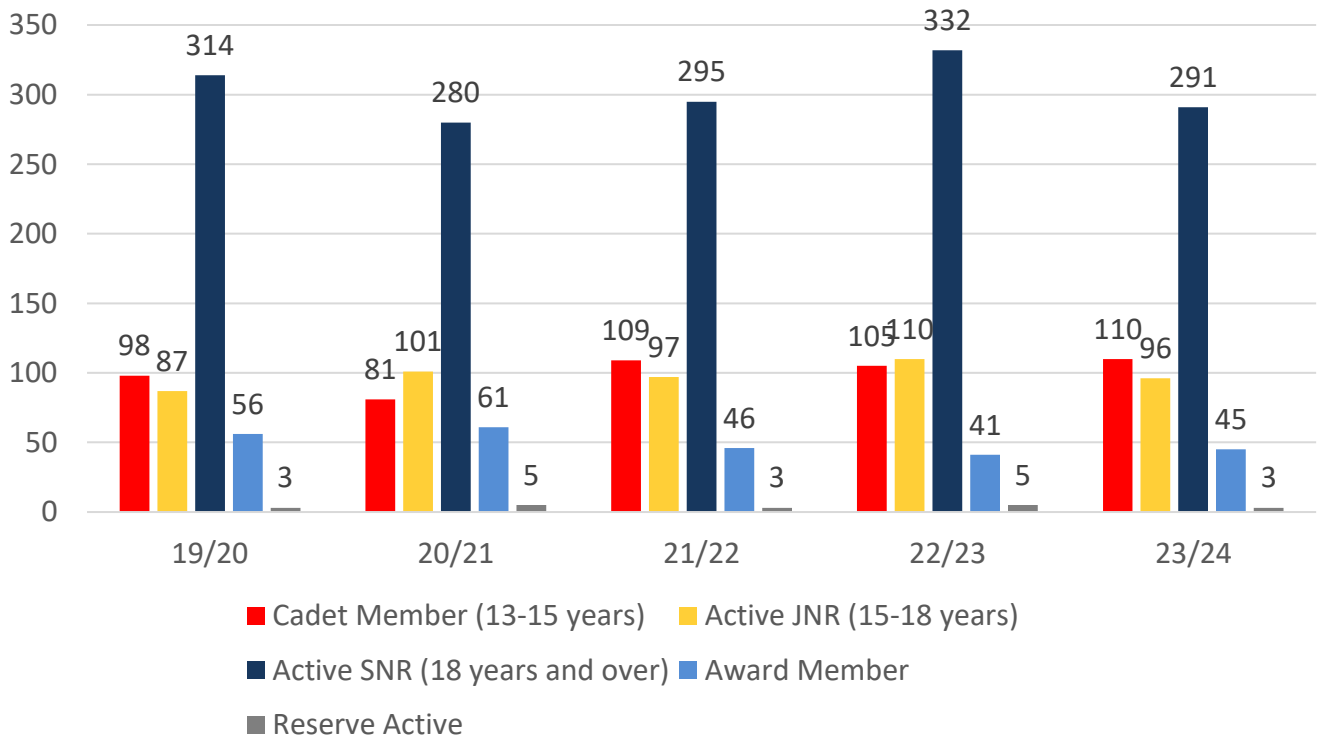
	19/20	20/21	21/22	22/23	23/24
	Total	Total	Total	Total	Total
Under 6	117	85	94	124	103
Under 7	107	115	112	120	137
Under 8	133	95	138	114	121
Under 9	129	115	125	126	109
Under 10	110	105	120	104	112
Under 11	110	110	100	110	90
Under 12	96	96	109	90	96
Under 13	76	79	83	78	71
Under 14	40	67	78	72	58
Junior Activities Total	918	867	959	938	897

5 YEAR TREND ANALYSIS

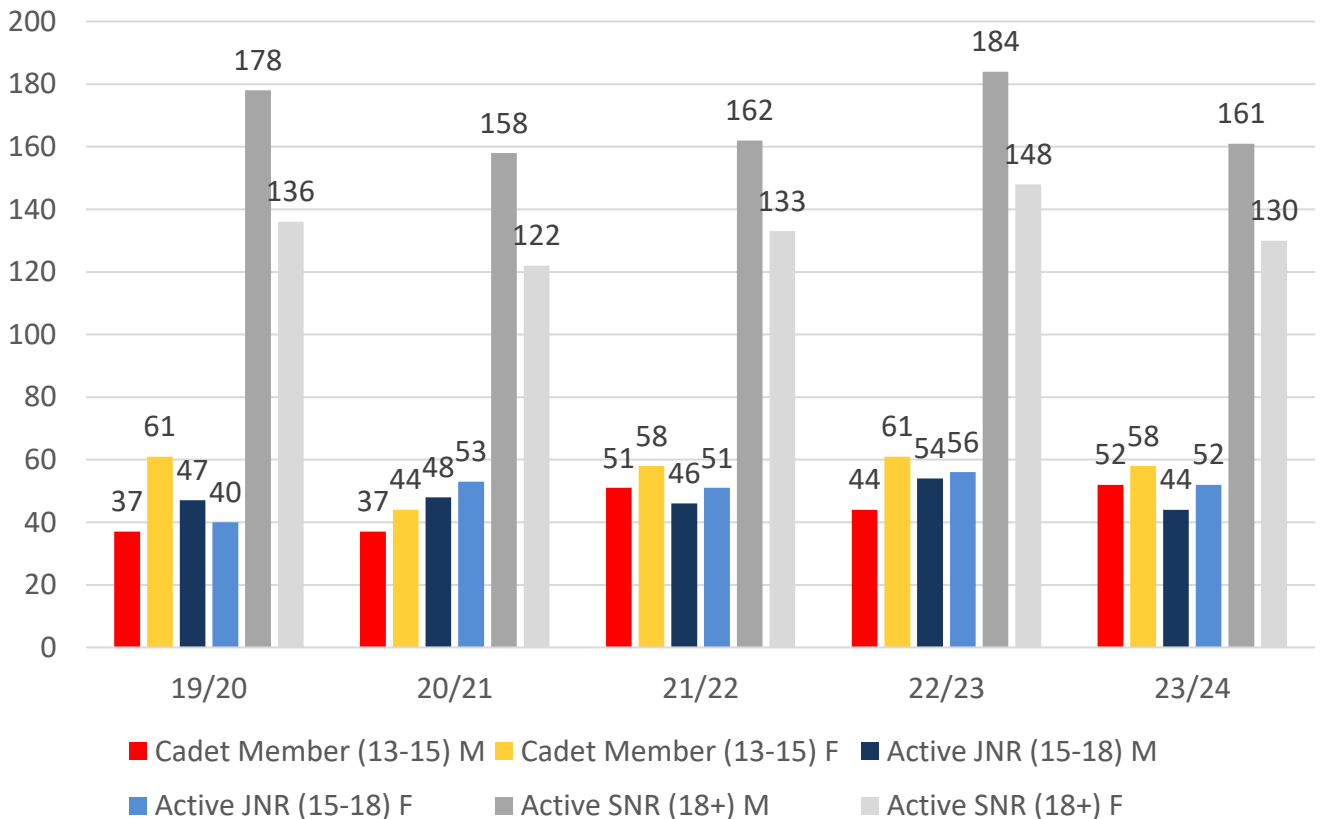
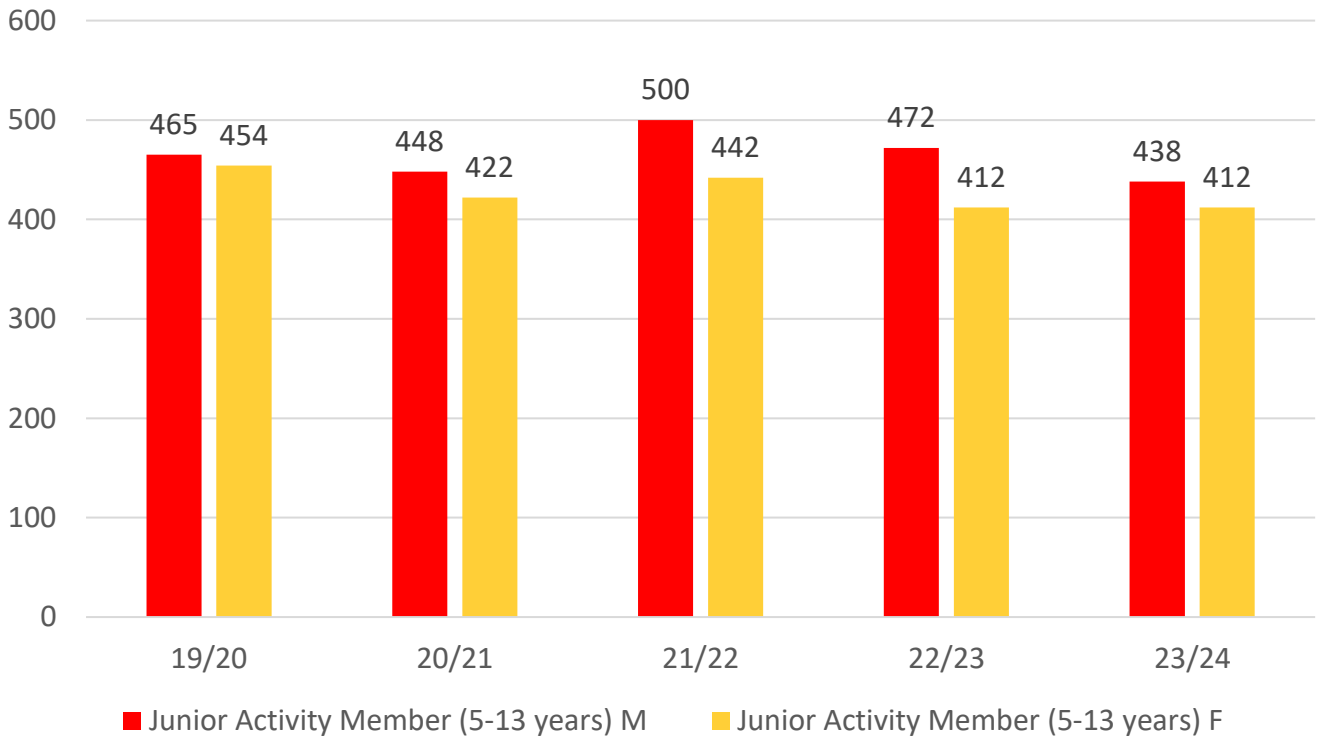
Total Membership



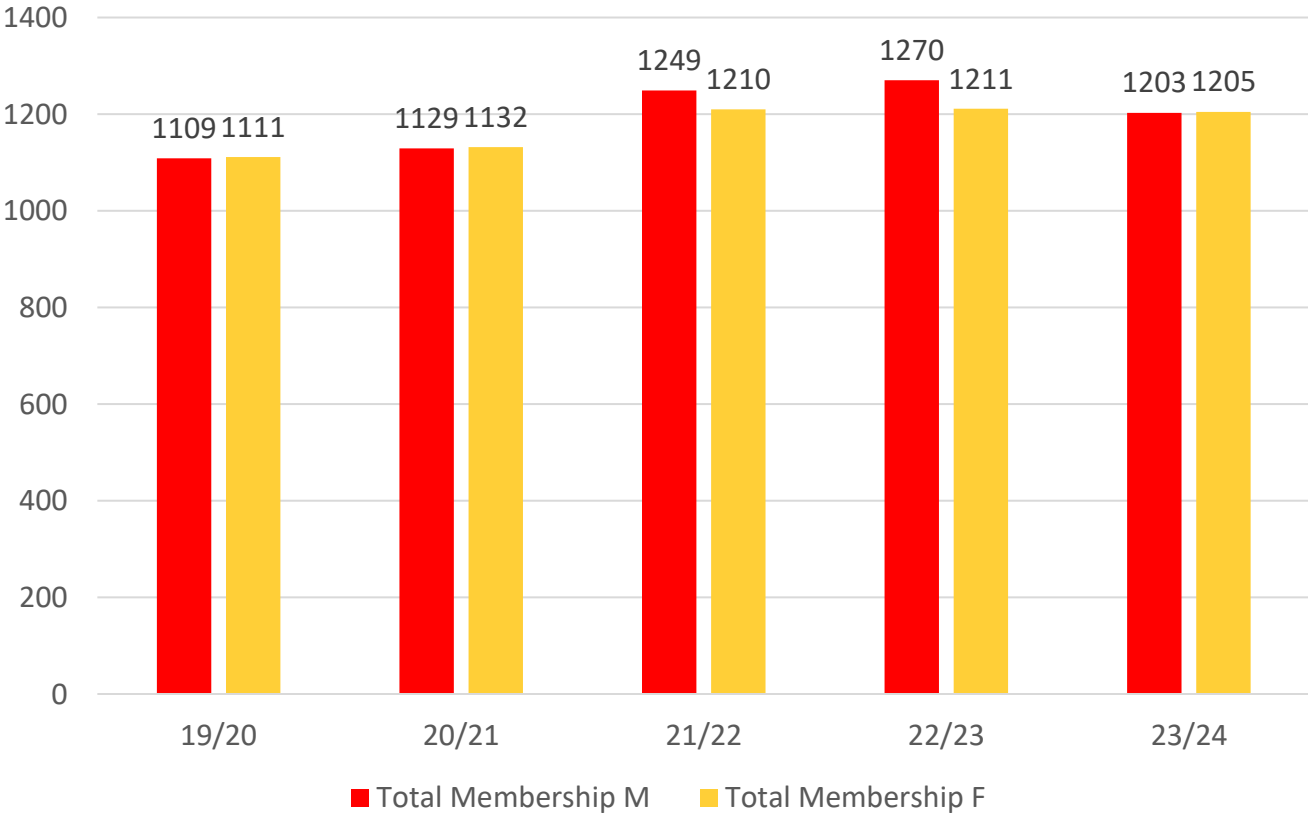
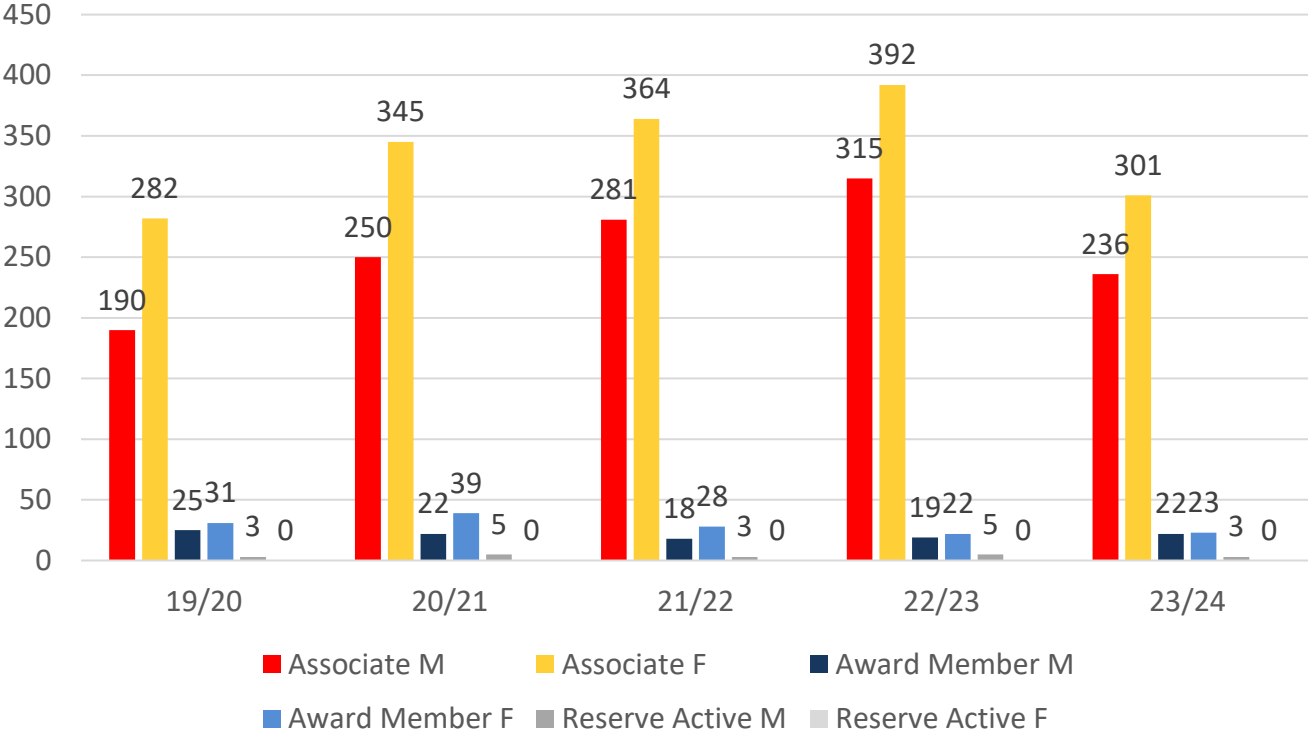
Active Membership



5 YEAR GENDER COMPARISON



5 YEAR GENDER COMPARISON



MEMBERSHIP RETENTION



699

BRAND NEW MEMBERS



68%

MEMBERSHIP RETENTION



774

MEMBERS LOST FROM THE ORGANISATION

WIDE BAY CAPRICORN BRANCH 2023/24

	2022/23 Membership	Retained from previous season		Transfers between Club Categories	Transferred out of the club		Left the organisation		Brand new members		Transfers In from other clubs		2023/24 Membership	
		No.	%		No.	%	No.	%	No.	%	No.	%	No.	%
Probationary	152	79	52%	58	2	1%	71	47%	132	87%	0	0%	153	1%
Junior Activities	884	576	65%	41	5	1%	303	34%	314	36%	1	0%	850	-4%
Cadet Member (13-15 years)	105	85	81%		0	0%	20	19%	9	9%	0	0%	110	5%
Active (15-18 yrs)	110	75	68%		2	2%	33	30%	6	5%	0	0%	96	-13%
Active (18yrs and over)	332	274	83%		4	1%	54	16%	14	4%	3	1%	291	-12%
Award Member	41	33	80%		0	0%	8	20%	5	12%	0	0%	45	10%
Reserve Active	5	3	60%		0	0%	2	40%	0	0%	0	0%	3	-40%
Long Service	19	15	79%	2	0	0%	4	21%	3	16%	3	16%	19	0%
Past Active	2	1	50%		0	0%	1	50%	1	50%	0	0%	23	1050%
Associate	707	434	61%	38	4	1%	269	38%	138	20%	3	0%	537	-24%
Life Member	106	105	99%		1	1%	0	0%	1	1%	1	1%	107	1%
General	5	2	40%		0	0%	3	60%	60	1200%	0	0%	113	2160%
Honorary	12	6	50%		0	0%	6	50%	9	75%	0	0%	21	75%
Non Member Participant	0	0			0		0		0		0		0	
Leave / Restricted	1	1	100%		0	0%	0	0%	7	700%	0	0%	40	3900%
Total Active	593	470	79%		6	1%	117	20%	34	6%	3		545	-8%
Total	2481	1689	68%		18	1%	774	31%	699	28%	11		2408	-3%

** Total Active = Cadet Member (13-15 years), Active (15-18), Active (18yrs and over), Award Member, Reserve Active

MEMBERSHIP RETENTION

WIDE BAY CAPRICORN BRANCH 2023/24

Active Members	2022/23	Retained		Left SLS		Recruited		2023/24
	No.	No.	%	No.	%	No.	%	No.
13-15 Years	108	87	81%	20	19%	9	8%	111
16-18 Years	106	74	70%	31	29%	6	6%	96
19-25 Years	61	41	67%	17	28%	0	0%	38
26-35 Years	39	31	79%	8	21%	3	8%	40
36-50 Years	183	155	85%	28	15%	10	5%	168
51-70 Years	93	79	85%	13	14%	6	6%	89
70+ Years	3	3	100%	0	0%	0	0%	3
Total	593	470	79%	117	20%	34	6%	545

WIDE BAY CAPRICORN BRANCH 2023/24

Age Group	2022/23	Retained		Left SLS		Recruited		2023/24
Under 6	124					96		96
Under 7	118	77	62%	39	31%	50	40%	134
Under 8	111	72	61%	45	38%	42	36%	116
Under 9	126	72	65%	38	34%	35	32%	108
Under 10	102	79	63%	46	37%	33	26%	112
Under 11	107	65	64%	36	35%	21	21%	88
Under 12	89	77	72%	30	28%	17	16%	94
Under 13	76	57	64%	32	36%	14	16%	71
Under 14	37	47	62%	29	38%	6	8%	31
Transitioned From JA		29	78%					

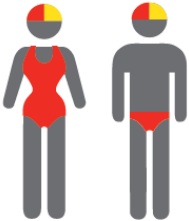
MEMBERSHIP RETENTION

2021/22




68%

TOTAL MEMBERSHIP
RETENTION



76%

ACTIVE MEMBERSHIP
RETENTION



67%


JUNIOR MEMBERSHIP
RETENTION

2022/23



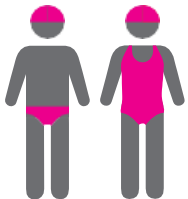
65%

TOTAL MEMBERSHIP
RETENTION



79%

ACTIVE MEMBERSHIP
RETENTION



62%


JUNIOR MEMBERSHIP
RETENTION

2023/24




68%

TOTAL MEMBERSHIP
RETENTION



79%

ACTIVE MEMBERSHIP
RETENTION



65%

JUNIOR MEMBERSHIP
RETENTION