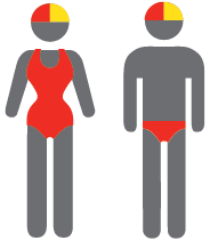


## MEMBERSHIP STATISTICS REPORT EOS 2023/24



**150**  
ACTIVE  
MEMBERSHIP



**581**  
TOTAL  
MEMBERSHIP



**201**  
JUNIOR  
MEMBERSHIP

### Vs. 2023/24 Mid-Season (JAN 2024)



Equal



2% Increase



2% Increase

### Vs. 2022/23 EOS (MAY 2023)



18% Decrease



13% Decrease



16% Decrease

Note:  
Numbers in this report are generated directly from Surfguard;  
Active members are taken from the following demographics 13-15 Cadets, 15-18 Youth, Active 18+, Award and Active Reserve members.

# TOTAL MEMBERSHIP

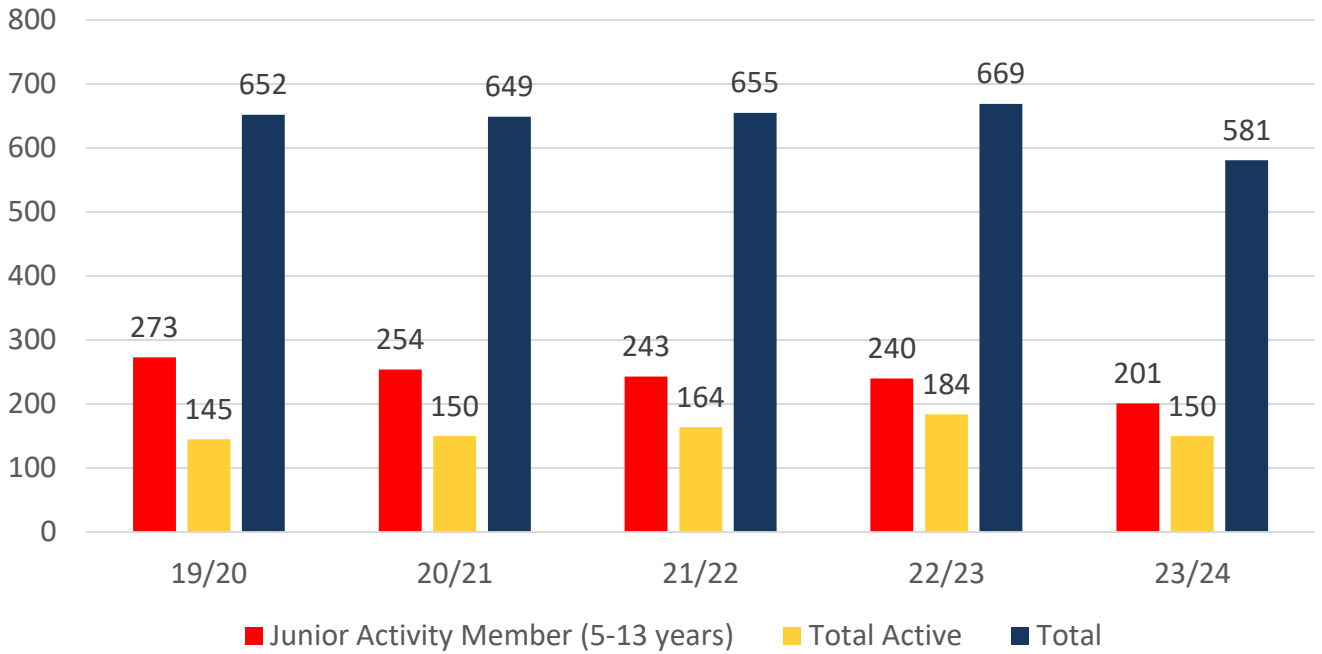
## MEMBERSHIP 2019-2024

	19/20	20/21	21/22	22/23	23/24
	Total	Total	Total	Total	Total
Probationary	0	1	0	0	2
Junior Activity Member (5-13 years)	273	254	243	240	201
Cadet Member (13-15 years)	9	24	33	33	20
Active Junior (15-18 years)	12	11	13	28	34
Active Senior (18years and over)	117	110	105	102	79
Award Member	1	1	11	15	13
Reserve Active	6	4	2	6	4
Long Service	52	54	56	47	47
Past Active	0	0	0	0	2
Associate	163	170	173	175	152
Life Member	16	19	17	18	19
General	0	0	0	2	0
Honorary	0	0	0	0	0
Non Member Participants	0	0	0	0	0
Leave / Restricted	3	1	2	3	8
Total Active	145	150	164	184	150
Total	652	649	655	669	581

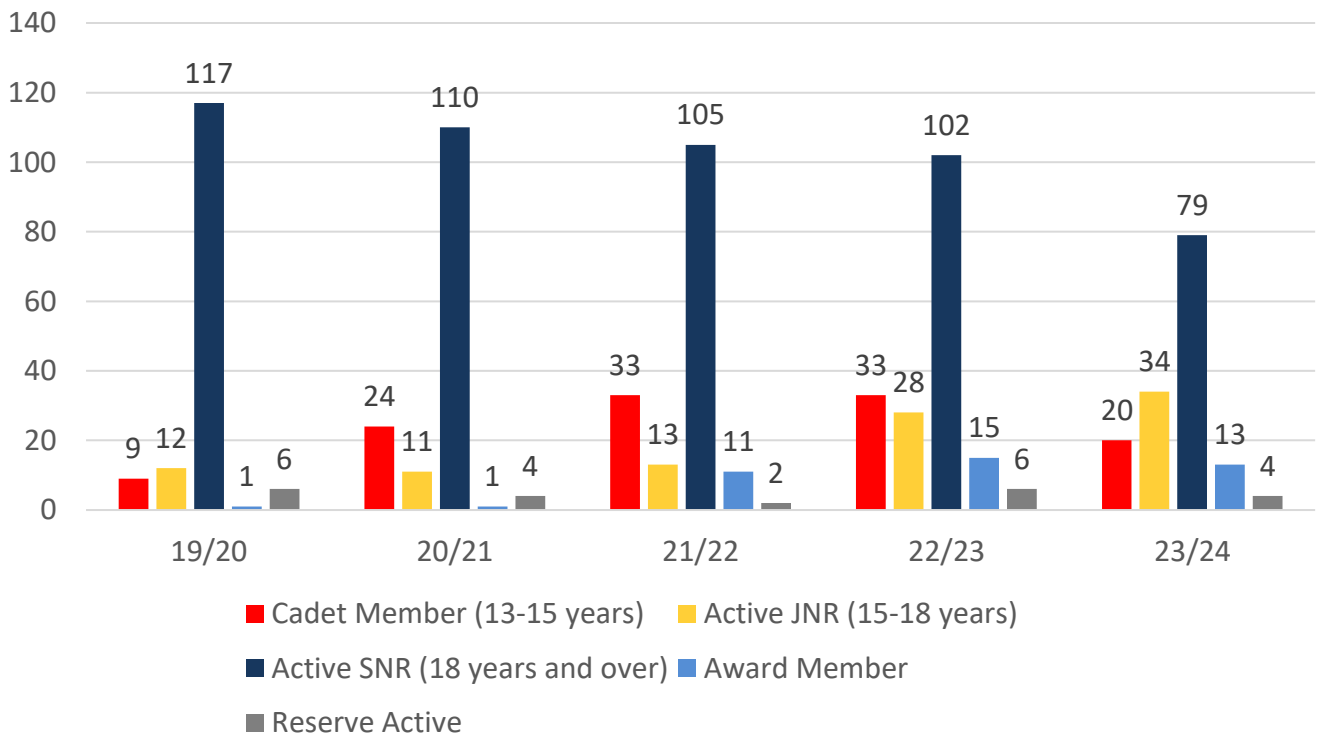
	19/20	20/21	21/22	22/23	23/24
	Total	Total	Total	Total	Total
Under 6	40	39	46	34	14
Under 7	43	50	38	48	34
Under 8	37	41	39	36	34
Under 9	39	26	39	29	28
Under 10	33	40	17	29	22
Under 11	30	22	26	20	32
Under 12	25	18	20	22	12
Under 13	12	18	16	21	16
Under 14	14	0	18	17	15
Junior Activities Total	273	254	259	256	207

# 5 YEAR TREND ANALYSIS

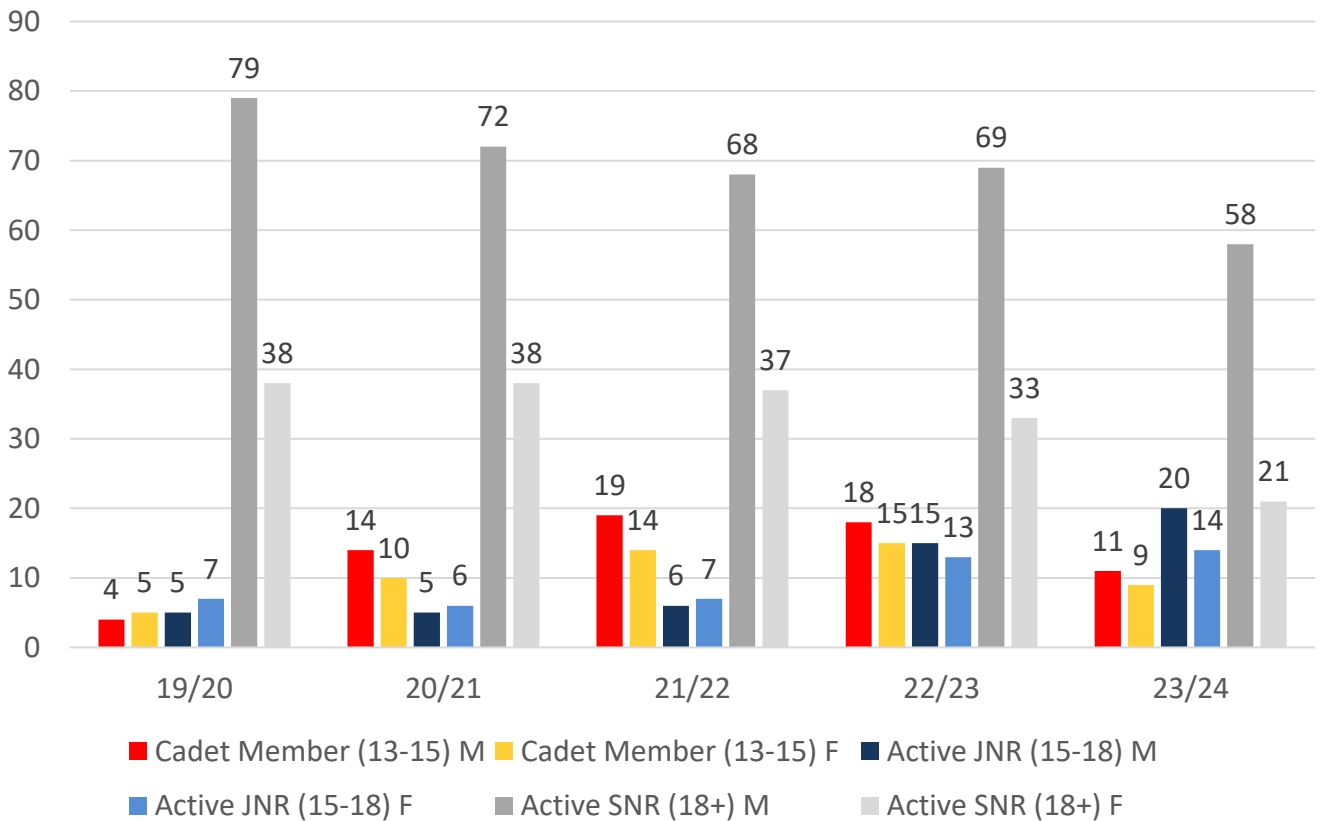
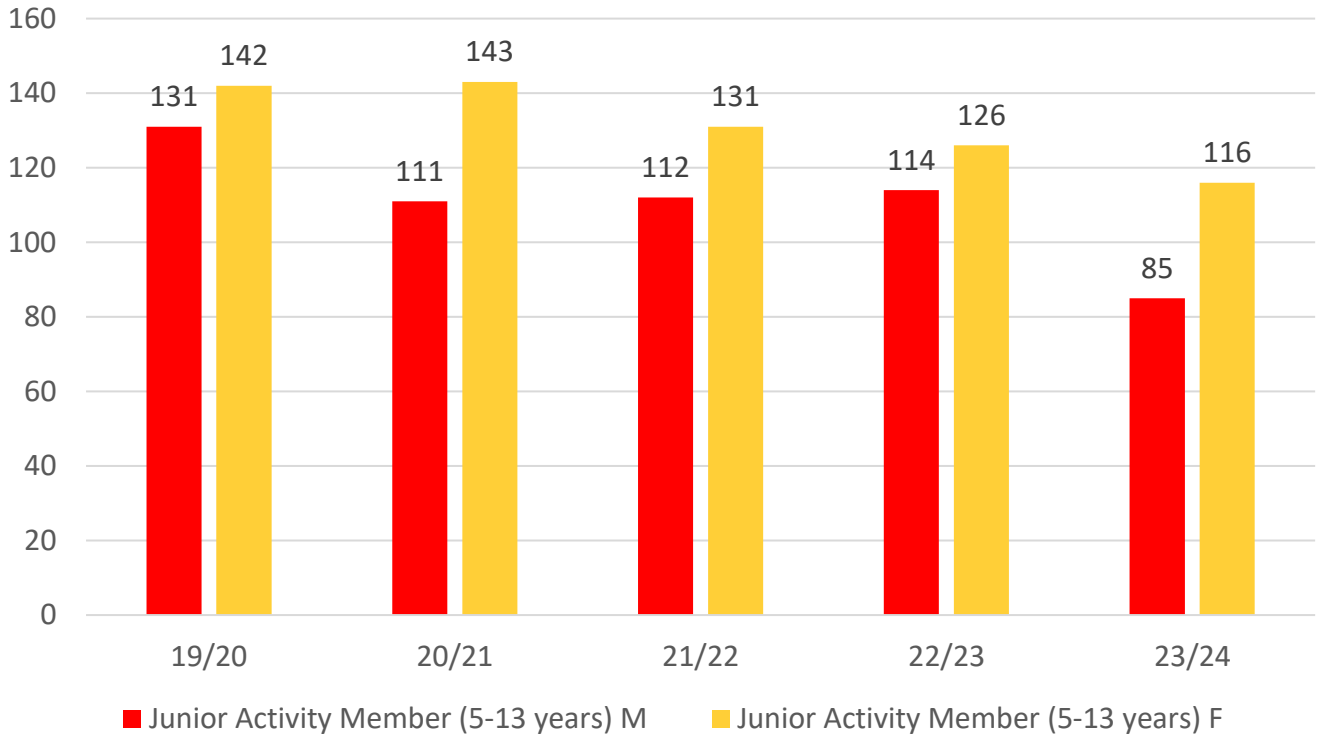
## Total Membership



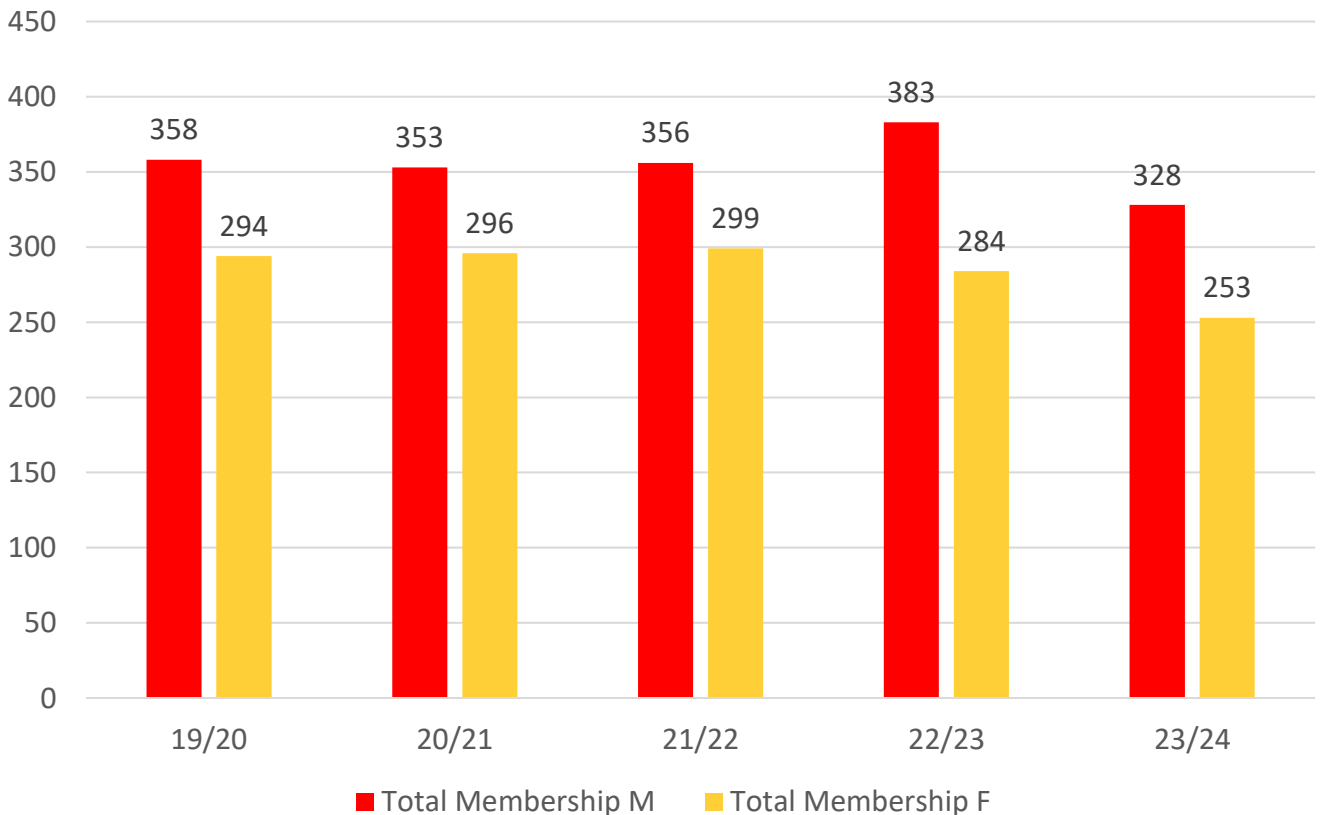
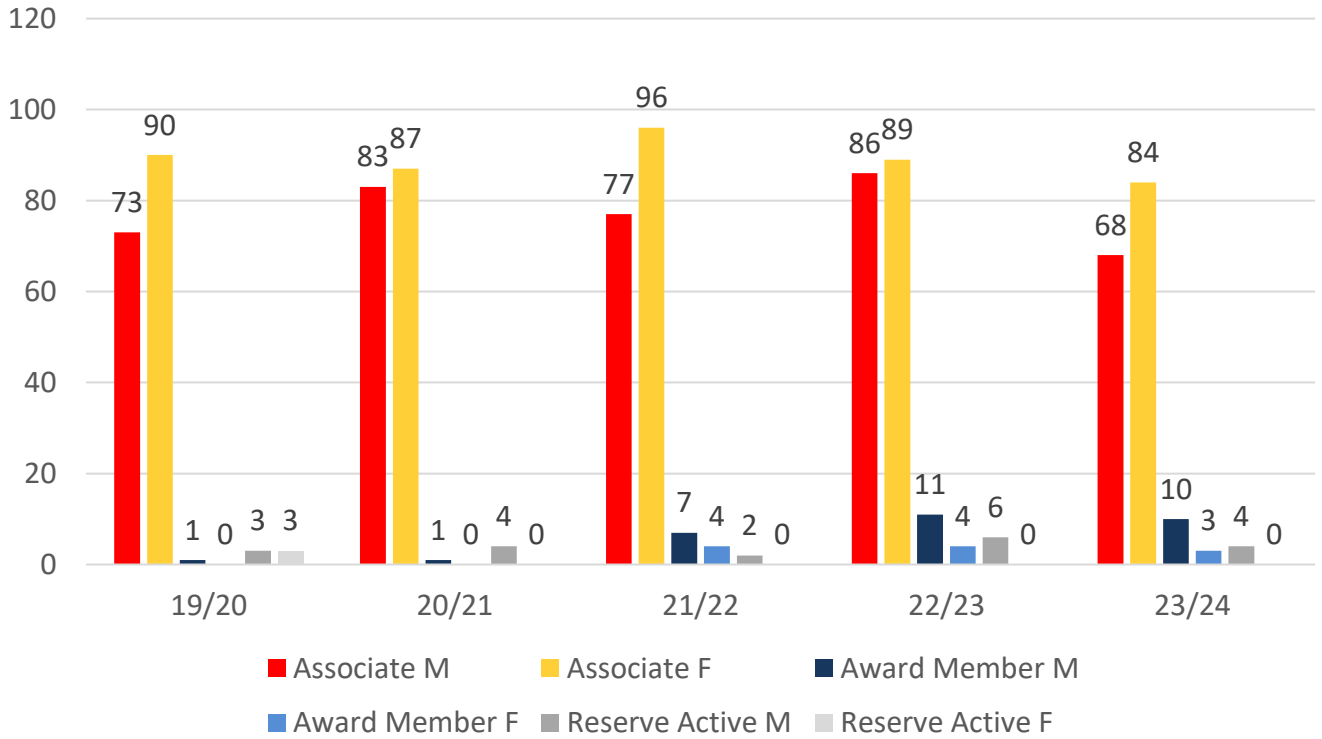
## Active Membership



# 5 YEAR GENDER COMPARISON



# 5 YEAR GENDER COMPARISON



# MEMBERSHIP RETENTION



**136**

**BRAND NEW MEMBERS**



**63%**

**MEMBERSHIP RETENTION**



**224**

**MEMBERS LOST FROM THE ORGANISATION**

TUGUN 2023/24														
	2022/23 Membership	Retained from previous season		Transfers between Club Categories	Transferred out of the club		Left the organisation		Brand new members		Transfers In from other clubs		2023/24 Membership	
		No.	%		No.	%	No.	%	No.	%	No.	%	No.	%
Probationary	0	0			0		0		2		0		2	
Junior Activities	240	137	57%	2	11	5%	92	38%	59	25%	7	3%	201	-16%
Cadet Member (13-15 years)	33	25	76%	7	1	3%	7	21%	1	3%	1	3%	20	-39%
Active (15-18 yrs)	28	25	89%		0	0%	3	11%	2	7%	3	11%	34	21%
Active (18yrs and over)	102	69	68%		5	5%	28	27%	8	8%	2	2%	79	-23%
Award Member	15	11	73%		0	0%	4	27%	0	0%	0	0%	13	-13%
Reserve Active	6	5	83%	1	0	0%	1	17%	0	0%	0	0%	4	-33%
Long Service	47	41	87%		1	2%	5	11%	3	6%	2	4%	47	0%
Past Active	0	0			0		0		2		0		2	
Associate	175	90	51%	3	5	3%	80	46%	57	33%	8	5%	152	-13%
Life Member	18	18	100%		0	0%	0	0%	1	6%	0	0%	19	6%
General	2	0	0%		0	0%	2	100%	0	0%	0	0%	0	-100%
Honorary	0	0			0		0		0		0		0	
Non Member Participant	0	0			0		0		0		0		0	
Leave / Restricted	3	1	33%		0	0%	2	67%	1	33%	0	0%	8	167%
<b>Total Active</b>	<b>184</b>	<b>135</b>	<b>73%</b>		<b>6</b>	<b>3%</b>	<b>43</b>	<b>23%</b>	<b>11</b>	<b>6%</b>	<b>6</b>		<b>150</b>	<b>-18%</b>
<b>Total</b>	<b>669</b>	<b>422</b>	<b>63%</b>		<b>23</b>	<b>3%</b>	<b>224</b>	<b>33%</b>	<b>136</b>	<b>20%</b>	<b>23</b>		<b>581</b>	<b>-13%</b>

\*\* Total Active = Cadet Member (13-15 years), Active (15-18), Active (18yrs and over), Award Member, Reserve Active

# MEMBERSHIP RETENTION

TUGUN 2023/24								
Active Members	2022/23	Retained		Left SLS		Recruited		2023/24
	No.	No.	%	No.	%	No.	%	No.
13-15 Years	36	28	78%	7	19%	1	3%	23
16-18 Years	28	24	86%	4	14%	2	7%	34
19-25 Years	14	8	57%	6	43%	2	14%	11
26-35 Years	16	11	69%	5	31%	1	6%	13
36-50 Years	54	39	72%	11	20%	4	7%	39
51-70 Years	33	23	70%	9	27%	1	3%	28
70+ Years	3	2	67%	1	33%	0	0%	2
<b>Total</b>	184	135	73%	43	23%	11	6%	150

TUGUN 2023/24								
Age Group	2022/23	Retained		Left SLS		Recruited		2023/24
Under 6	34					13		13
Under 7	48	17	50%	15	44%	15	44%	34
Under 8	36	25	52%	20	42%	9	19%	34
Under 9	29	20	56%	15	42%	7	19%	28
Under 10	29	15	52%	13	45%	5	17%	22
Under 11	20	22	76%	7	24%	8	28%	31
Under 12	22	12	60%	8	40%	0	0%	12
Under 13	21	13	59%	8	36%	2	9%	16
Under 14	0	13	62%	5	24%	0	0%	11
Transitioned From JA		0						

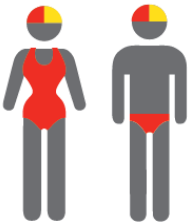
# MEMBERSHIP RETENTION

2021/22



61%

TOTAL MEMBERSHIP  
RETENTION



73%

ACTIVE MEMBERSHIP  
RETENTION



53%

JUNIOR MEMBERSHIP  
RETENTION

2022/23




65%

TOTAL MEMBERSHIP  
RETENTION



76%

ACTIVE MEMBERSHIP  
RETENTION



58%


JUNIOR MEMBERSHIP  
RETENTION

2023/24




63%

TOTAL MEMBERSHIP  
RETENTION



73%

ACTIVE MEMBERSHIP  
RETENTION



57%

JUNIOR MEMBERSHIP  
RETENTION