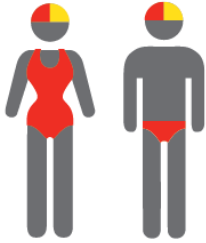


TALLEBUDGERA

MEMBERSHIP STATISTICS REPORT EOS 2023/24



189
ACTIVE
MEMBERSHIP



944
TOTAL
MEMBERSHIP



409
JUNIOR
MEMBERSHIP

Vs. 2023/24 Mid-Season (JAN 2024)



3% Increase



1% Increase



Equal

Vs. 2022/23 EOS (MAY 2023)



8% Decrease



4% Increase



8% Increase

Note:
Numbers in this report are generated directly from Surfguard;
Active members are taken from the following demographics 13-15 Cadets, 15-18 Youth, Active 18+, Award and Active Reserve members.

TOTAL MEMBERSHIP

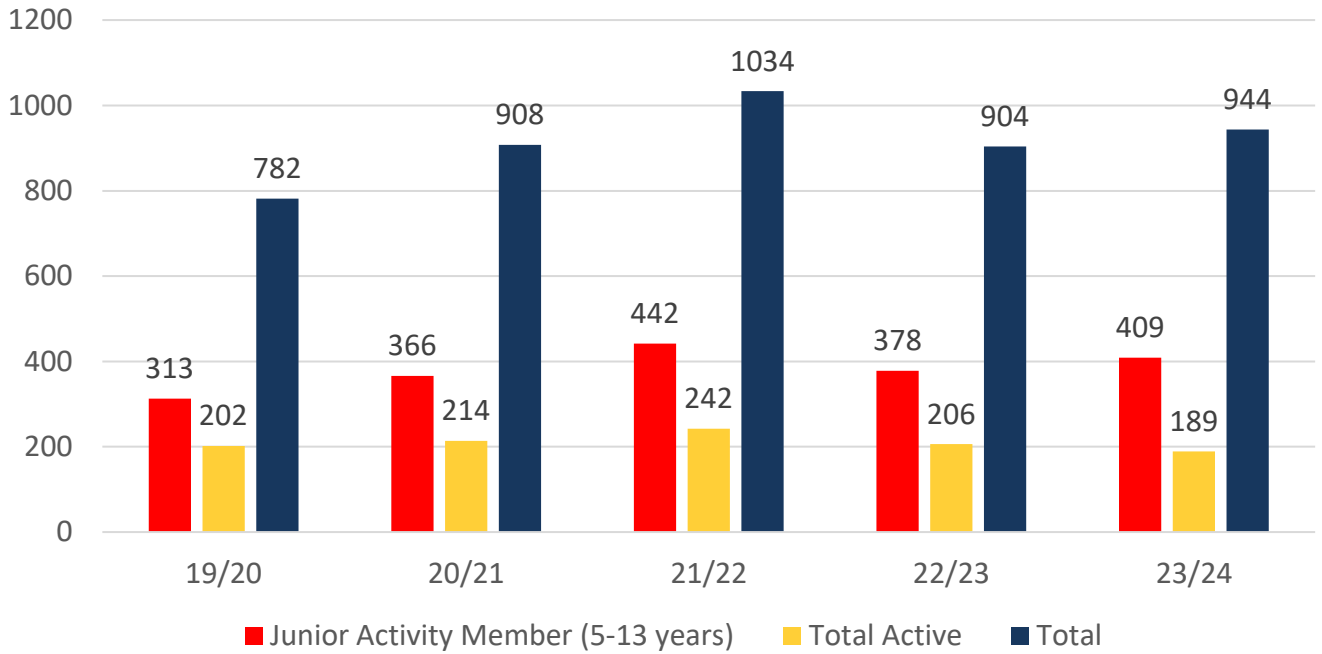
MEMBERSHIP 2019-2024

	19/20	20/21	21/22	22/23	23/24
	Total	Total	Total	Total	Total
Probationary	8	23	7	1	1
Junior Activity Member (5-13 years)	313	366	442	378	409
Cadet Member (13-15 years)	15	19	19	8	23
Active Junior (15-18 years)	28	28	43	33	23
Active Senior (18years and over)	156	162	177	163	141
Award Member	0	2	0	1	2
Reserve Active	3	3	3	1	0
Long Service	26	26	26	31	32
Past Active	0	0	0	0	2
Associate	210	248	288	256	277
Life Member	16	21	21	17	21
General	0	1	0	0	0
Honorary	7	7	6	5	4
Non Member Participants	0	0	0	0	0
Leave / Restricted	0	2	2	10	9
Total Active	202	214	242	206	189
Total	782	908	1034	904	944

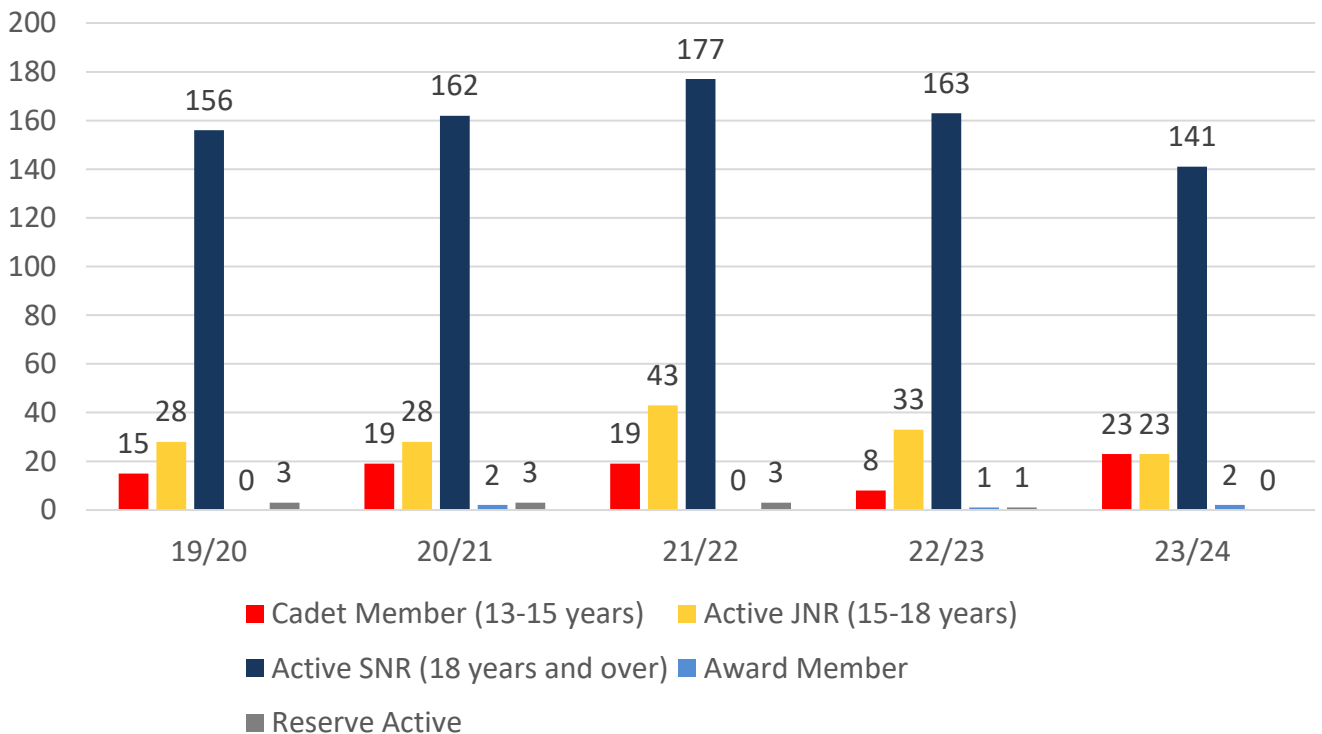
	19/20	20/21	21/22	22/23	23/24
	Total	Total	Total	Total	Total
Under 6	51	65	74	76	84
Under 7	60	70	82	74	79
Under 8	34	53	75	55	61
Under 9	55	39	66	52	60
Under 10	37	44	44	46	42
Under 11	35	26	44	21	42
Under 12	18	31	17	28	17
Under 13	17	19	28	9	17
Under 14	6	19	12	18	9
Junior Activities Total	313	366	442	379	411

5 YEAR TREND ANALYSIS

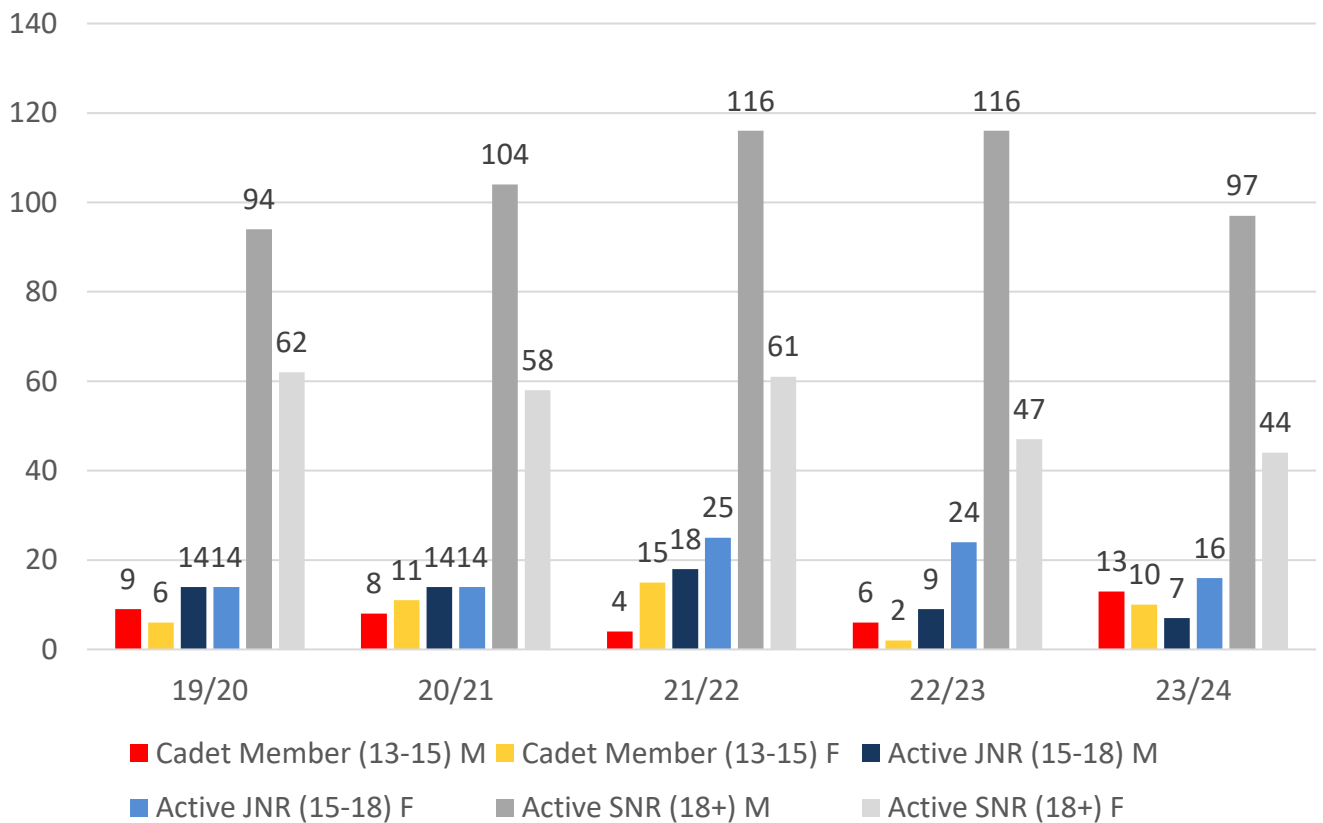
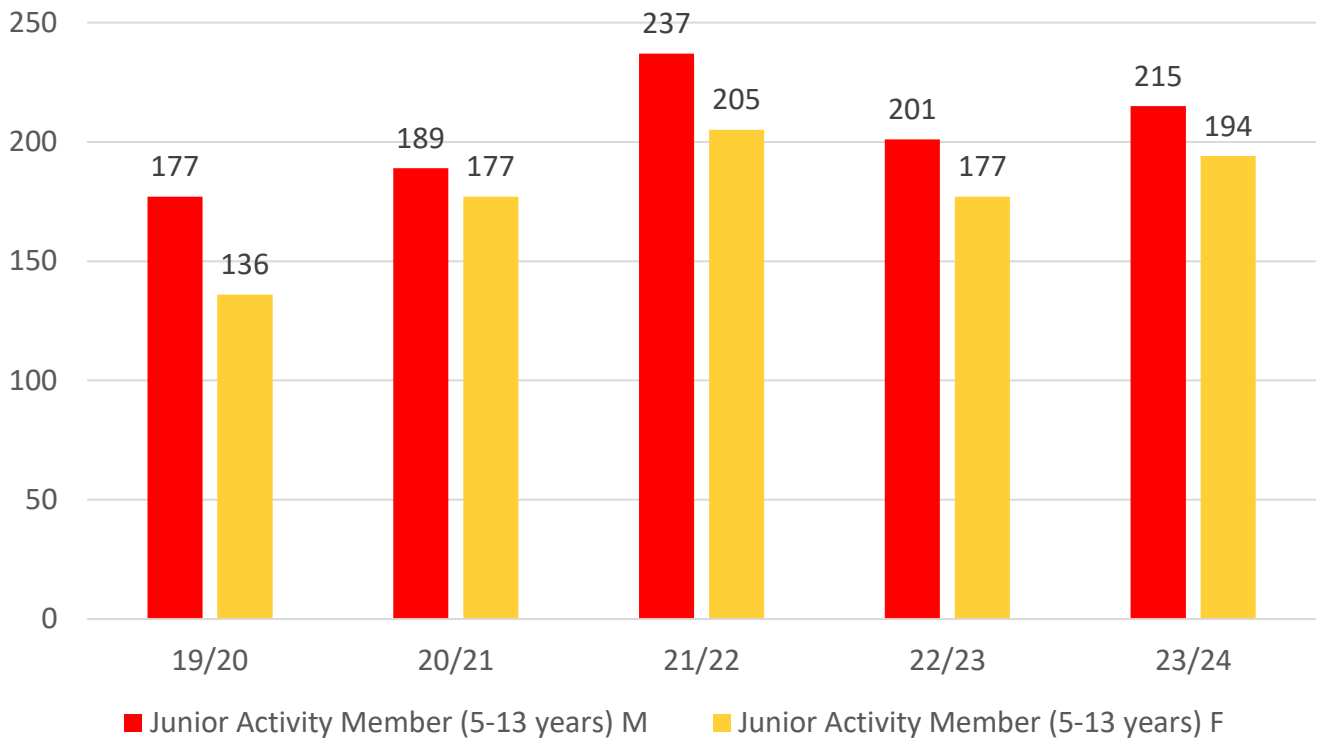
Total Membership



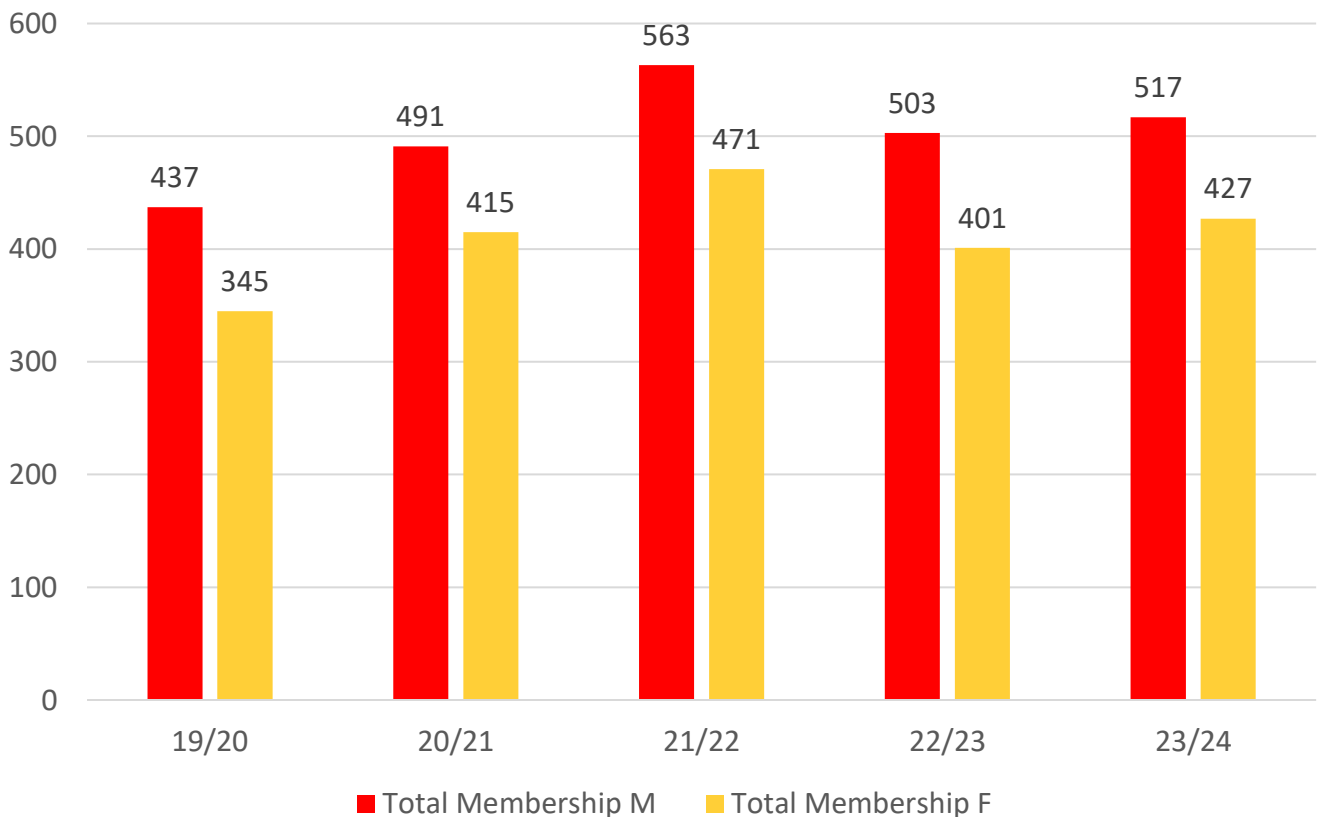
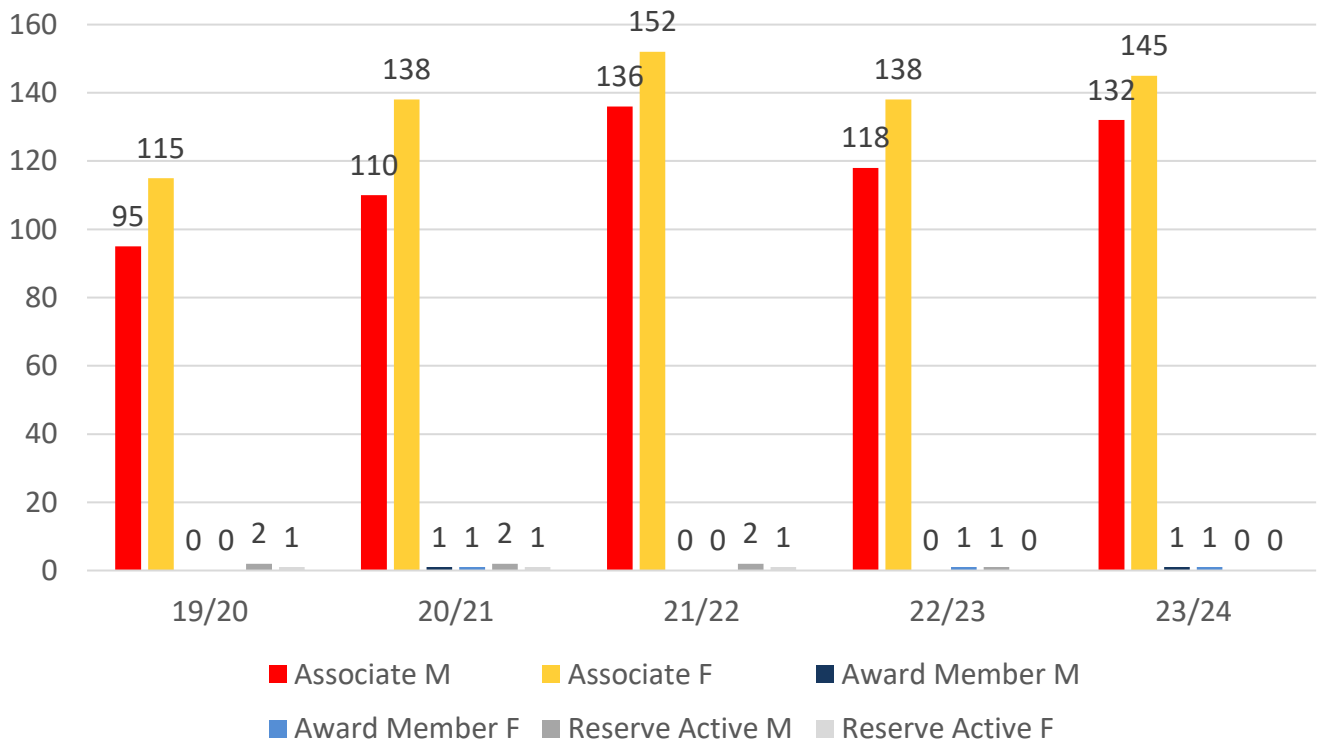
Active Membership



5 YEAR GENDER COMPARISON



5 YEAR GENDER COMPARISON



MEMBERSHIP RETENTION



369

BRAND NEW MEMBERS



61%

MEMBERSHIP RETENTION



321

MEMBERS LOST FROM THE ORGANISATION

TALLEBUDGERA 2023/24														
	2022/23 Membership	Retained from previous season		Transfers between Club Categories	Transferred out of the club		Left the organisation		Brand new members		Transfers In from other clubs		2023/24 Membership	
		No.	%		No.	%	No.	%	No.	%	No.	%	No.	%
Probationary	1	1	100%	1	0	0%	0	0%	1	100%	0	0%	1	0%
Junior Activities	378	213	56%	15	11	3%	154	41%	199	53%	12	3%	409	8%
Cadet Member (13-15 years)	8	7	88%		0	0%	1	13%	2	25%	0	0%	23	188%
Active (15-18 yrs)	33	24	73%	5	2	6%	7	21%	3	9%	1	3%	23	-30%
Active (18yrs and over)	163	124	76%		9	6%	30	18%	9	6%	3	2%	141	-13%
Award Member	1	1	100%		0	0%	0	0%	1	100%	0	0%	2	100%
Reserve Active	1	0	0%		0	0%	1	100%	0	0%	0	0%	0	-100%
Long Service	31	28	90%		2	6%	1	3%	1	3%	1	3%	32	3%
Past Active	0	0			0		0		2		0		2	
Associate	256	126	49%	3	8	3%	122	48%	147	57%	7	3%	277	8%
Life Member	17	17	100%		0	0%	0	0%	3	18%	0	0%	21	24%
General	0	0			0		0		0		0		0	
Honorary	5	4	80%		0	0%	1	20%	0	0%	0	0%	4	-20%
Non Member Participant	0	0			0		0		0		0		0	
Leave / Restricted	10	6	60%		0	0%	4	40%	1	10%	0	0%	9	-10%
Total Active	206	156	76%		11	5%	39	19%	15	7%	4		189	-8%
Total	904	551	61%		32	4%	321	36%	369	41%	24		944	4%

** Total Active = Cadet Member (13-15 years), Active (15-18), Active (18yrs and over), Award Member, Reserve Active

MEMBERSHIP RETENTION

TALLEBUDGERA 2023/24

Active Members	2022/23	Retained		Left SLS		Recruited		2023/24
	No.	No.	%	No.	%	No.	%	No.
13-15 Years	13	10	77%	2	15%	3	23%	22
16-18 Years	31	24	77%	6	19%	2	6%	24
19-25 Years	27	18	67%	7	26%	0	0%	24
26-35 Years	28	17	61%	10	36%	3	11%	22
36-50 Years	79	63	80%	11	14%	6	8%	68
51-70 Years	28	24	86%	3	11%	1	4%	29
70+ Years	0	0		0		0		0
Total	206	156	76%	39	19%	15	7%	189

TALLEBUDGERA 2023/24

Age Group	2022/23	Retained		Left SLS		Recruited		2023/24
Under 6	76					83		84
Under 7	74	40	53%	31	41%	39	51%	79
Under 8	55	32	43%	38	51%	26	35%	61
Under 9	52	38	69%	17	31%	19	35%	60
Under 10	46	27	52%	25	48%	13	25%	42
Under 11	21	29	63%	16	35%	10	22%	42
Under 12	28	13	62%	8	38%	4	19%	17
Under 13	9	14	50%	13	46%	3	11%	17
Under 14	17	6	67%	3	33%	2	22%	7
Transitioned From JA		14	82%					

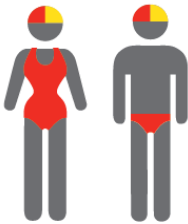
MEMBERSHIP RETENTION

2021/22




60%

TOTAL MEMBERSHIP
RETENTION



74%

ACTIVE MEMBERSHIP
RETENTION



54%


JUNIOR MEMBERSHIP
RETENTION

2022/23



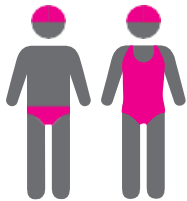
49%

TOTAL MEMBERSHIP
RETENTION



69%

ACTIVE MEMBERSHIP
RETENTION



42%

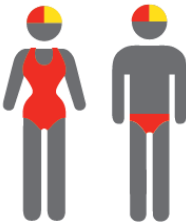
JUNIOR MEMBERSHIP
RETENTION

2023/24




61%

TOTAL MEMBERSHIP
RETENTION



76%

ACTIVE MEMBERSHIP
RETENTION



56%

JUNIOR MEMBERSHIP
RETENTION