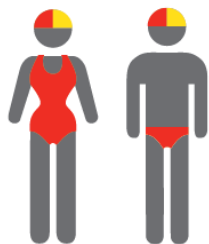


MEMBERSHIP STATISTICS REPORT EOS 2022/23



904

ACTIVE MEMBERSHIP



13% Decrease



206

TOTAL MEMBERSHIP



15% Decrease



378

JUNIOR MEMBERSHIP



14% Decrease

The primary objective of providing you with your membership statistics is to drive key strategies that will ensure that your club membership is sustainable for the future. Total Club Membership is presented to highlight the latent active membership potential, particularly in the 5 – 13 Junior Activities and Associates categories.

Sustainability

Surf Clubs sustain their Active Membership from multiple streams:

- Schools Programs
- Junior Activities – U14's
- Associates – Parents/ guardians of nippers (Family Participation Program can assist encourage family members to get involved)
- General Public – Bronze courses

Approx. 60-85% of all Active Members in surf clubs are generated directly or indirectly from Junior Activities.

Note:

- Club Membership Statistics are delivered twice each season in May and October;
- Numbers in this report are generated directly from Surfguard;
- Active members are taken from the following demographics 13-15 Cadets, 15-18 Youth, Active 18+, Award and Active Reserve members.

TOTAL MEMBERSHIP

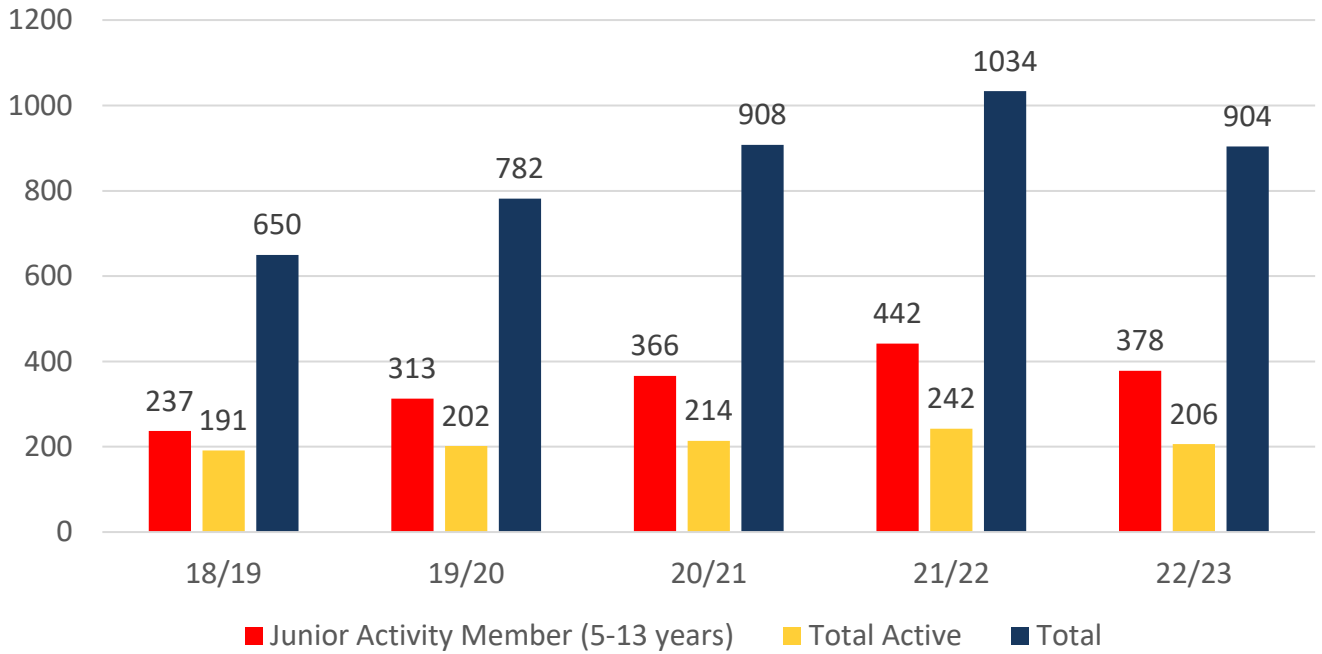
MEMBERSHIP 2018-2023

| | 18/19 | 19/20 | 20/21 | 21/22 | 22/23 |
|-------------------------------------|-------|-------|-------|-------|-------|
| | Total | Total | Total | Total | Total |
| Probationary | 2 | 8 | 23 | 7 | 1 |
| Junior Activity Member (5-13 years) | 237 | 313 | 366 | 442 | 378 |
| Cadet Member (13-15 years) | 11 | 15 | 19 | 19 | 8 |
| Active Junior (15-18 years) | 36 | 28 | 28 | 43 | 33 |
| Active Senior (18years and over) | 142 | 156 | 162 | 177 | 163 |
| Award Member | 0 | 0 | 2 | 0 | 1 |
| Reserve Active | 2 | 3 | 3 | 3 | 1 |
| Long Service | 30 | 26 | 26 | 26 | 31 |
| Past Active | 0 | 0 | 0 | 0 | 0 |
| Associate | 166 | 210 | 248 | 288 | 256 |
| Life Member | 17 | 16 | 21 | 21 | 17 |
| General | 0 | 0 | 1 | 0 | 0 |
| Honorary | 6 | 7 | 7 | 6 | 5 |
| Non Member Participants | 0 | 0 | 0 | 0 | 0 |
| Leave / Restricted | 1 | 0 | 2 | 2 | 10 |
| Total Active | 191 | 202 | 214 | 242 | 206 |
| Total | 650 | 782 | 908 | 1034 | 904 |

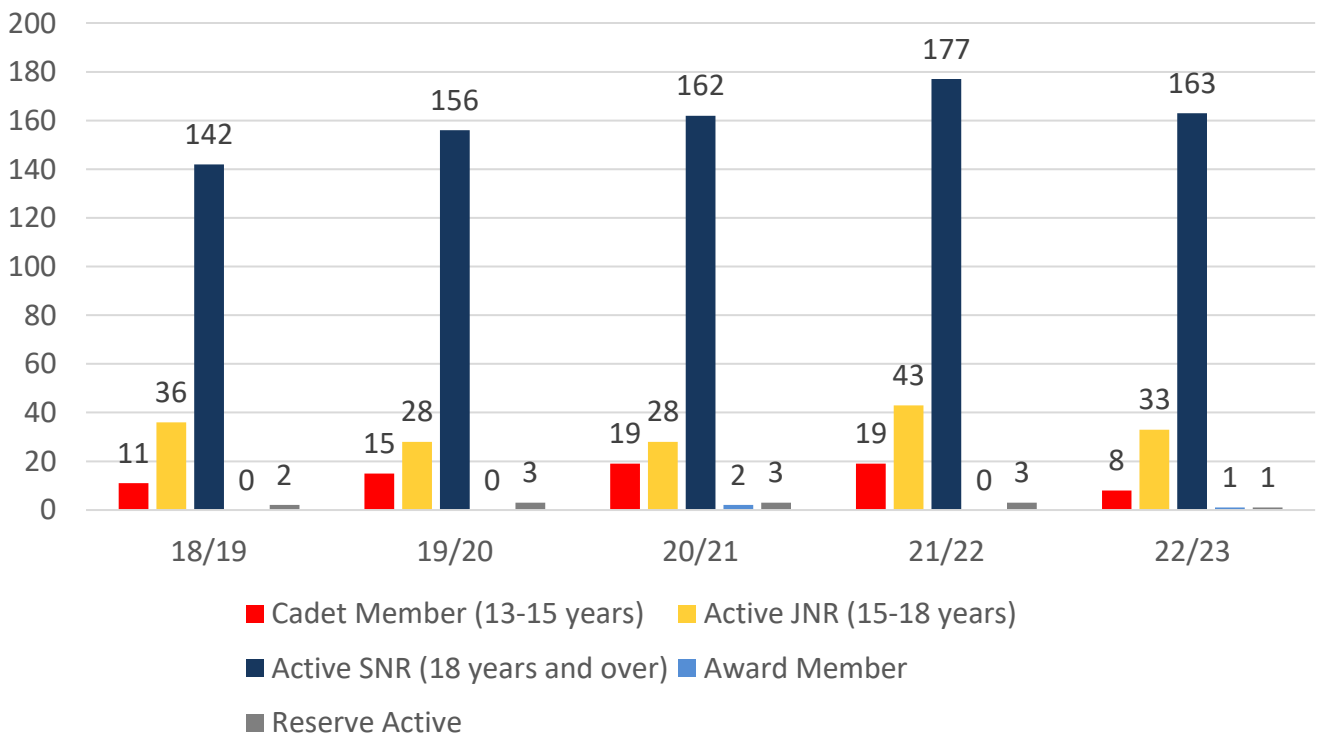
| | 18/19 | 19/20 | 20/21 | 21/22 | 22/23 |
|-------------------------|-------|-------|-------|-------|-------|
| | Total | Total | Total | Total | Total |
| Under 6 | 44 | 51 | 65 | 74 | 76 |
| Under 7 | 31 | 60 | 70 | 82 | 74 |
| Under 8 | 45 | 34 | 53 | 75 | 55 |
| Under 9 | 27 | 55 | 39 | 66 | 52 |
| Under 10 | 35 | 37 | 44 | 44 | 46 |
| Under 11 | 18 | 35 | 26 | 44 | 21 |
| Under 12 | 16 | 18 | 31 | 17 | 28 |
| Under 13 | 10 | 17 | 19 | 28 | 9 |
| Under 14 | 11 | 6 | 19 | 12 | 18 |
| Junior Activities Total | 237 | 313 | 366 | 442 | 379 |

5 YEAR TREND ANALYSIS

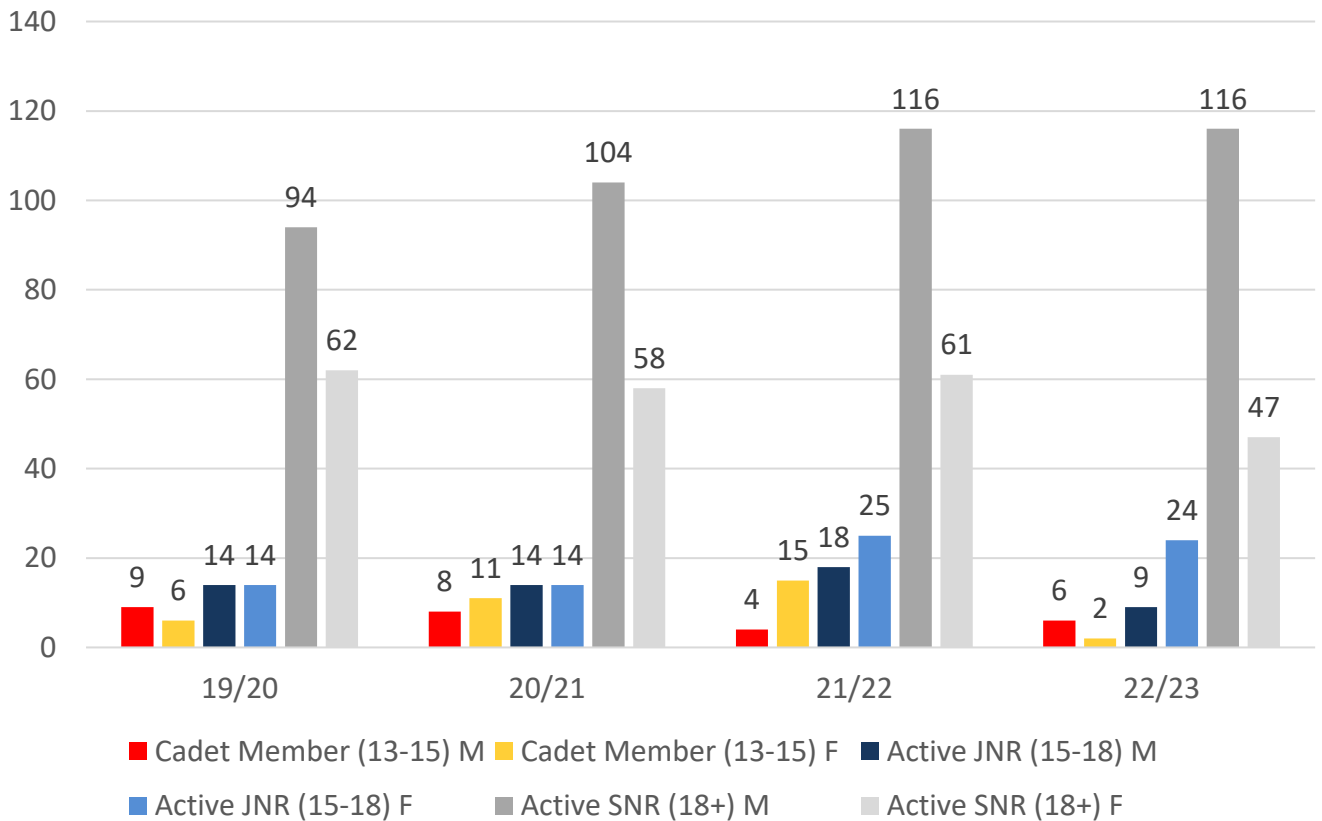
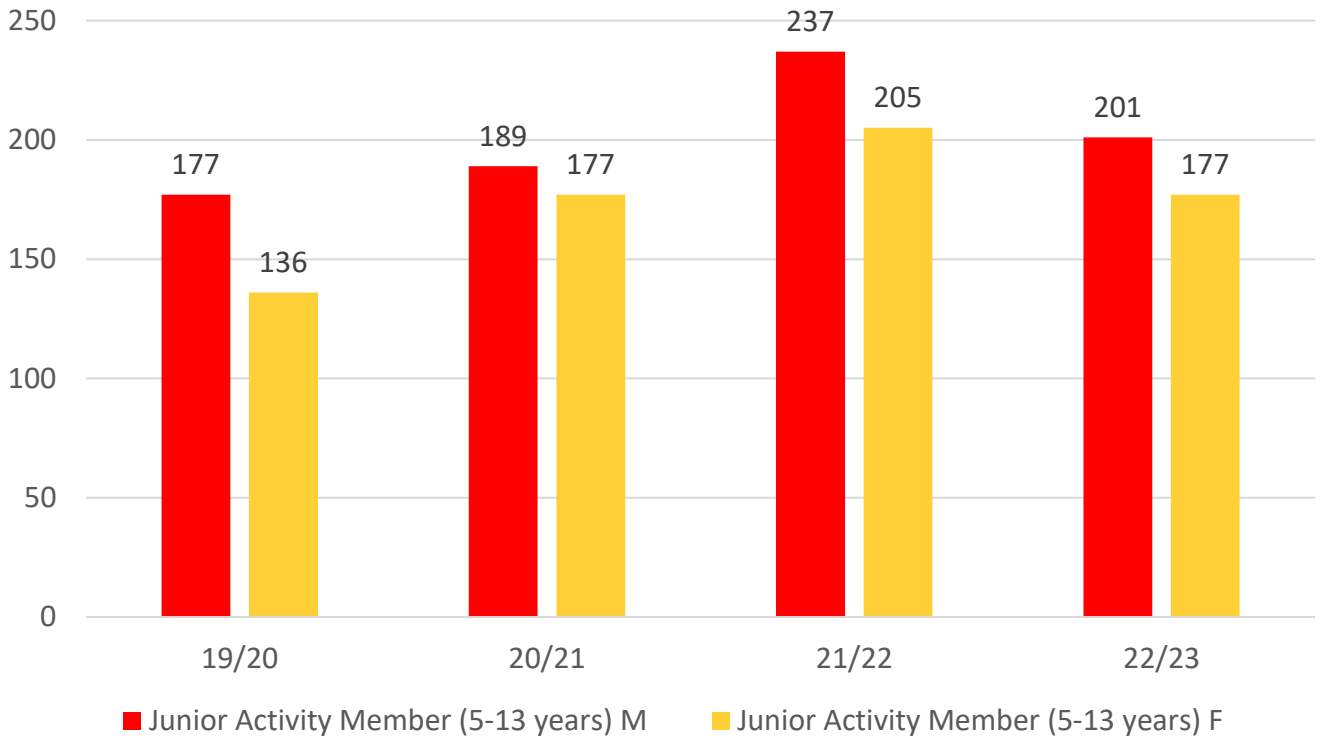
Total Membership



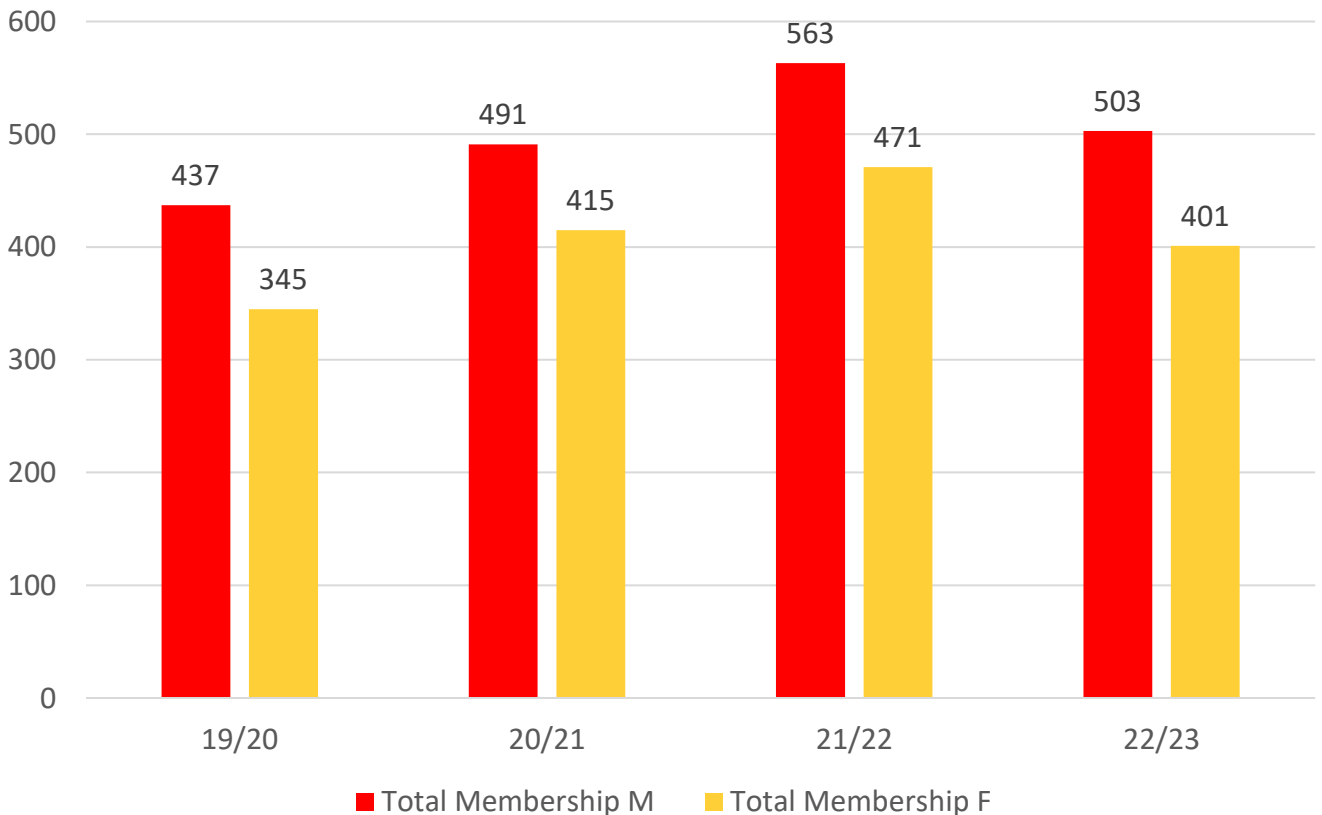
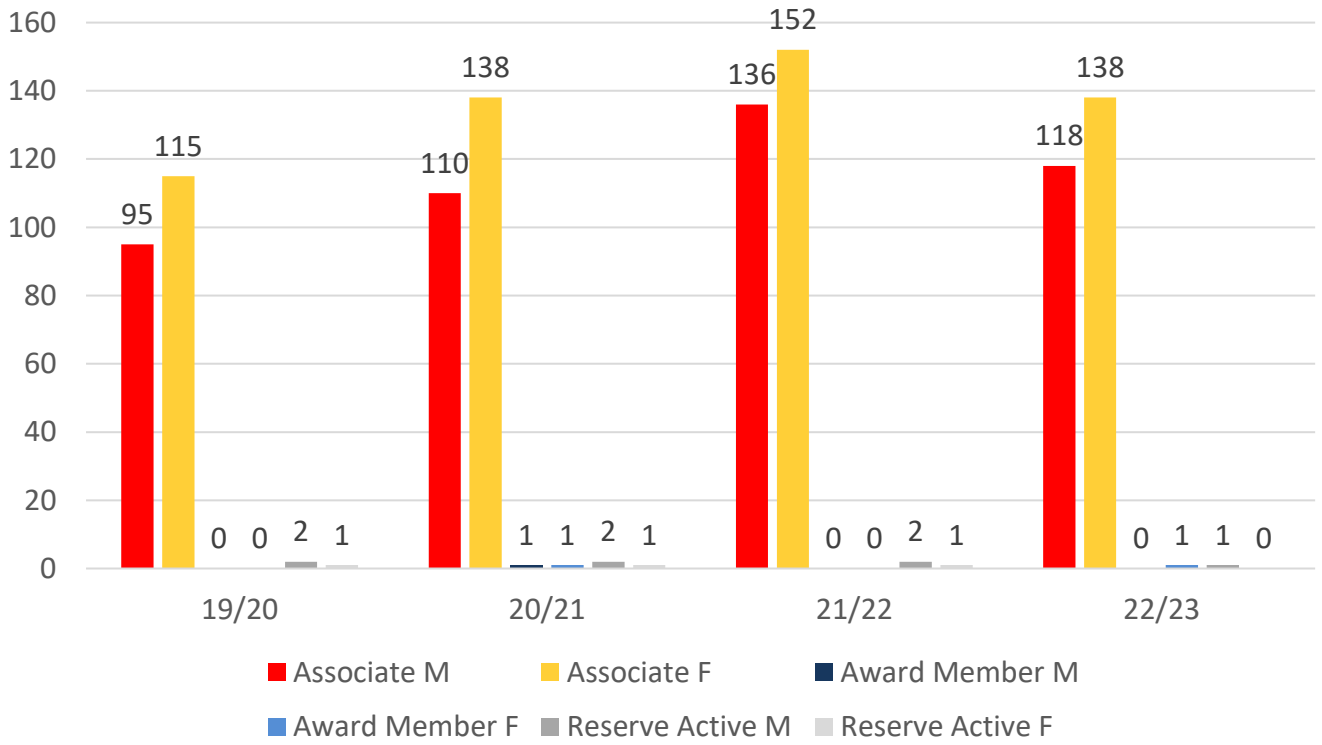
Active Membership



4 YEAR GENDER COMPARISON



4 YEAR GENDER COMPARISON



MEMBERSHIP RETENTION



376

BRAND NEW MEMBERS



49%

MEMBERSHIP RETENTION



456

MEMBERS LOST FROM THE ORGANISATION

| TALLEBUDGERA 2022/23 | | | | | | | | | | | | | | |
|----------------------------|--------------------|-------------------------------|-----|-----------------------------------|-----------------------------|-----|-----------------------|-----|-------------------|------|-------------------------------|------|--------------------|------|
| | 2021/22 Membership | Retained from previous season | | Transfers between Club Categories | Transferred out of the club | | Left the organisation | | Brand new members | | Transfers In from other clubs | | 2022/23 Membership | |
| | | No. | % | | No. | % | No. | % | No. | % | No. | % | No. | % |
| Probationary | 7 | 2 | 29% | 2 | 0 | 0% | 5 | 71% | 1 | 14% | 0 | 0% | 1 | -86% |
| Junior Activities | 442 | 185 | 42% | 9 | 26 | 6% | 231 | 52% | 195 | 44% | 7 | 2% | 378 | -14% |
| Cadet Member (13-15 years) | 19 | 12 | 63% | 4 | 5 | 26% | 2 | 11% | 0 | 0% | 0 | 0% | 8 | -58% |
| Active (15-18 yrs) | 43 | 25 | 58% | -3 | 12 | 28% | 6 | 14% | 4 | 9% | 1 | 2% | 33 | -23% |
| Active (18yrs and over) | 177 | 130 | 73% | -11 | 12 | 7% | 35 | 20% | 20 | 11% | 2 | 1% | 163 | -8% |
| Award Member | 0 | 0 | | -1 | 0 | | 0 | | 0 | | 0 | | 1 | |
| Reserve Active | 3 | 1 | 33% | 0 | 2 | 67% | 0 | 0% | 0 | 0% | 0 | 0% | 1 | -67% |
| Long Service | 26 | 24 | 92% | -2 | 0 | 0% | 2 | 8% | 2 | 8% | 3 | 12% | 31 | 19% |
| Past Active | 0 | 0 | | 0 | 0 | | 0 | | 0 | | 0 | | 0 | |
| Associate | 288 | 105 | 36% | 6 | 12 | 4% | 171 | 59% | 151 | 52% | 6 | 2% | 256 | -11% |
| Life Member | 21 | 17 | 81% | 0 | 0 | 0% | 4 | 19% | 0 | 0% | 0 | 0% | 17 | -19% |
| General | 0 | 0 | | 0 | 0 | | 0 | | 0 | | 0 | | 0 | |
| Honorary | 6 | 5 | 83% | 0 | 1 | 17% | 0 | 0% | 0 | 0% | 0 | 0% | 5 | -17% |
| Non Member Participant | 0 | 0 | | 0 | 0 | | 0 | | 0 | | 0 | | 0 | |
| Leave / Restricted | 2 | 1 | 50% | -4 | 1 | 50% | 0 | 0% | 3 | 150% | 2 | 100% | 10 | 400% |
| Total Active | 242 | 168 | 69% | | 31 | 13% | 43 | 18% | 24 | 10% | 3 | | 206 | -15% |
| Total | 1034 | 507 | 49% | | 71 | 7% | 456 | 44% | 376 | 36% | 21 | | 904 | -13% |

** Total Active = Cadet Member (13-15 years), Active (15-18), Active (18yrs and over), Award Member, Reserve Active

MEMBERSHIP RETENTION

TALLEBUDGERA 2022/23

| Active Members | 2021/22 | Retained | | Left SLS | | Recruited | | 2022/23 |
|----------------|---------|----------|-----|----------|-----|-----------|-----|---------|
| | No. | No. | % | No. | % | No. | % | No. |
| 13-15 Years | 26 | 16 | 62% | 3 | 12% | 0 | 0% | 13 |
| 16-18 Years | 34 | 21 | 62% | 5 | 15% | 4 | 12% | 31 |
| 19-25 Years | 39 | 26 | 67% | 8 | 21% | 0 | 0% | 27 |
| 26-35 Years | 21 | 12 | 57% | 8 | 38% | 11 | 52% | 28 |
| 36-50 Years | 96 | 73 | 76% | 15 | 16% | 7 | 7% | 79 |
| 51-70 Years | 26 | 20 | 77% | 4 | 15% | 2 | 8% | 28 |
| 70+ Years | 0 | 0 | | 0 | | 0 | | 0 |
| Total | 242 | 168 | 69% | 43 | 18% | 24 | 10% | 206 |

TALLEBUDGERA 2022/23

| Age Group | 2021/22 | Retained | | Left SLS | | Recruited | | 2022/23 |
|----------------------|---------|----------|-----|----------|-----|-----------|-----|---------|
| Under 6 | 74 | | | | | 76 | | 76 |
| Under 7 | 82 | 32 | 43% | 39 | 53% | 40 | 54% | 74 |
| Under 8 | 75 | 33 | 40% | 45 | 55% | 21 | 26% | 55 |
| Under 9 | 66 | 35 | 47% | 36 | 48% | 15 | 20% | 52 |
| Under 10 | 44 | 23 | 35% | 40 | 61% | 23 | 35% | 46 |
| Under 11 | 44 | 13 | 30% | 27 | 61% | 6 | 14% | 21 |
| Under 12 | 17 | 20 | 45% | 21 | 48% | 8 | 18% | 28 |
| Under 13 | 28 | 6 | 35% | 10 | 59% | 3 | 18% | 9 |
| Under 14 | 12 | 15 | 54% | 9 | 32% | 3 | 11% | 17 |
| Transitioned From JA | | 8 | 67% | | | | | |


MEMBERSHIP RETENTION

2020/21



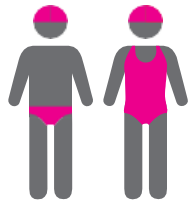
58%

TOTAL MEMBERSHIP
RETENTION



77%

ACTIVE MEMBERSHIP
RETENTION



50%


JUNIOR MEMBERSHIP
RETENTION

2021/22



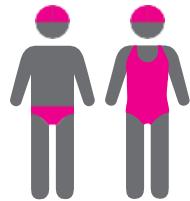
60%

TOTAL MEMBERSHIP
RETENTION



74%

ACTIVE MEMBERSHIP
RETENTION



54%

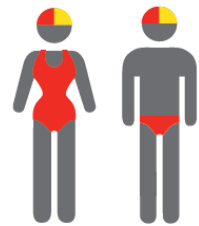
JUNIOR MEMBERSHIP
RETENTION

2022/23



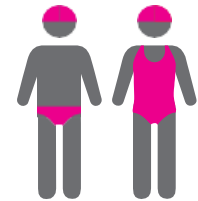
49%

TOTAL MEMBERSHIP
RETENTION



69%

ACTIVE MEMBERSHIP
RETENTION



42%

JUNIOR MEMBERSHIP
RETENTION