

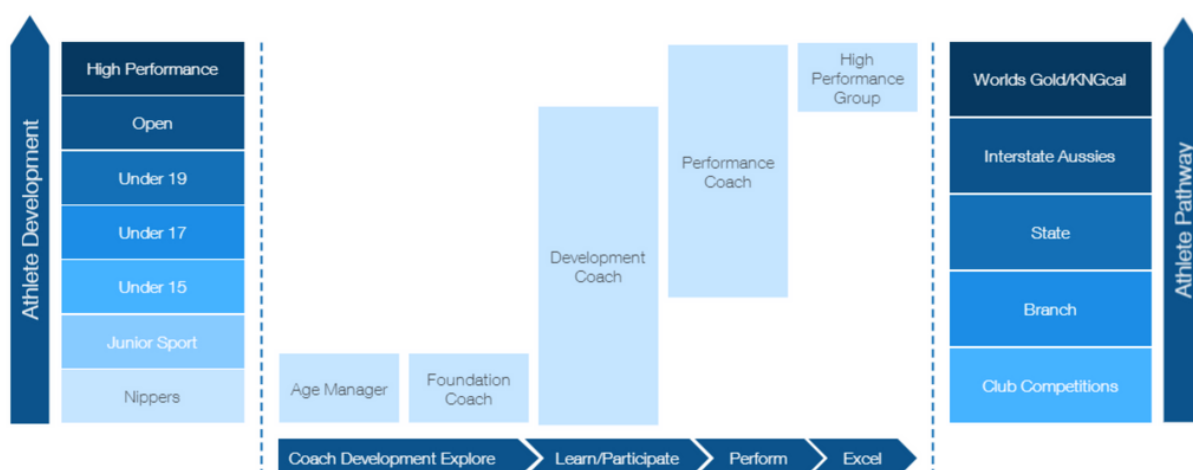
Coach Accreditation Information

Last Updated: August 2023

Coaches play a crucial role in developing, inspiring and leading athletes to achieve their goals in surf sport competition by providing support and guidance to athletes across a wide-range of surf sport disciplines and levels of competition.

SLSA's tiered coaching pathway centres around a contemporary, flexible, interactive and purpose-built coach accreditation framework designed to support coaches across a wide range of coaching environments and surf sport disciplines. The current SLSA Surf Sport Coaching Framework is built upon the Australian Sport Commission's Coaching Framework Toolkit for National Sporting Organisations and is outlined below.

All Coaching accreditations are valid for four (4) years, reaccreditation is required by the end of the fourth year.



Surf Life Saving coaching courses are accessible to members at any time through the SLSA Members Area.

Before you enrol in any course, please ensure you have a SLSA Members Area account. If you don't have an account, please contact the SLSA IT helpdesk – <https://help.sls.com.au> or the relevant club personnel. You will need access to the Members Area and the SLSA eLearning System – etrainu, for the duration of the course.

SLSA Members Area: <https://members.sls.com.au>

Courses are purchased through the eLearning system. Please discuss with your club in advance of commencing a course in relation to payment of the course. The following pages provide some information about each of the coaching courses available.

If you have further questions, please contact the SLSQ Sport Team - (07) 5566 1012 or email dhomer@lifesaving.com.au.

Regards,

Daniel Homer

Sport Development Coordinator
Surf Life Saving Queensland

Coach Accreditation Prerequisites – All Courses

To become an accredited surf sport coach, members must ensure all prerequisites are met prior to course commencement.

1. SLSA Membership & SLSA Members Area Account

All surf sport coaches must be current and financial members of an organisation/club that is affiliated with SLSA.

SLSA coaching courses are delivered through blended learning and include both online theory content and practical face-to-face activities. To access these courses within the SLSA eLearning Platform, a SLSA Members Area account is required. If you don't have an account, please contact your Club Administrator and/or the SLSA IT helpdesk – <https://help.sls.com.au>.

2. Working With Children Requirements

SLSQ is committed to the safety and welfare of members and others who engage with SLS. It is a requirement for all coaches and officials to undergo a Working with Children Check (WWCC) as well as complete any training required as part of SLSQ's Child & Youth Risk Management Strategy (CYRMS) including the SLSQ CYRMS Induction online course and SLSA Child Safe Awareness online course. For more information, please contact your Club and/or consult the [Member Protection section of the SLSQ App](#).

2.1. Working With Children Check (Blue Card Screening)

All coaches and officials must hold a valid and current Working with Children Clearance (Blue Card). Please contact your club for information about Blue Card applications, renewals or linking from another organisation to SLSQ. Further information can be found in the SLSQ App – [SLSQ MS06 – Blue Card Screening](#).

2.2. Child & Youth Risk Management Strategy Induction (CYRMS)

Members are required to complete the SLSQ Child & Youth Risk Management Strategy (CYRMS) Induction online course. This training must be redone each time you apply for a Blue Card renewal. Once completed, the *"Child and Youth Risk Management Strategies"* award will be listed on a member's SLSA awards record. The course is available through SLSA eLearning.

2.3. SLSA Child Safe Awareness Course (CSA)

Members are required to complete the SLSA Child Safe Awareness (CSA) online course. This training must be redone each time you apply for a Blue Card renewal. Once completed, the *"Child Safe Awareness"* award will be listed on a member's SLSA awards record. The course is available through SLSA eLearning.

Working With Children Requirements Note: Prospective coaches who are under 18 years of age are required to ensure all Working With Children Requirements are met by the time they turn 18 years of age in accordance with [SLSQ MS06 – Blue Card Screening Policy](#)

3. Age Requirements

All coaches must be at least 16 years of age.

4. Surf Risk Rating (SRR) Course

The Surf Risk Rating (SRR) module of the SLS Operations App is used to generate Aquatic Activity Risk Assessments for member training (including junior activities training). This has replaced the previous "SLSA Water Safety App". All coaches involved in coaching aquatic disciplines can complete the Surf Risk Rating online course which will provide an overview of the SRR system and instructions for using SRR module of the SLS Operations App. This course is available through SLSA eLearning. More information can be found on the [SLSQ App](#).

Step 1: Decide which course you would like to undertake

There are 2 entry points to become an accredited SLSA Coach – Foundation or Development.

Currently, the Foundation and Development courses are available for SLSQ members wishing to gain a coaching accreditation. Please consider what age groups you will be coaching and the competency of the participants to decide what course you would like to complete.




SLSA NCAS Qualification (Alignment to SLSA Participation Development Pathway)	Broad Overview	Accreditation Description & Outcomes
Foundation Coach (Explore Stage)	Suitable for coaches of entry level participants (Junior Activities aged members) actively participating in a club surf sport environment (recreationally or competitively) and is designed as an introduction to surf sports coaching (eg. Nipper Assistant Coach / Age Manager).	<ul style="list-style-type: none"> Knowledge and skills needed to coach junior participants (nippers). Covers core junior disciplines of Board, Swim, Beach events only.
Development Coach (Learn / Participate Stage)	Suitable for coaches who are training squads and teaching discipline specific skills for junior, youth, senior and masters participants who are actively competing in club, branch, state surf sport environments (recreationally or competitively).	<ul style="list-style-type: none"> Knowledge and skills needed to plan and deliver discipline specific training sessions. Flexibility of discipline selection and specialisation, covering a range of surf sport disciplines catering for a variety of surf sport participants

It is recommended that members with a good understanding of surf lifesaving and surf sports aim to complete the Development Coach accreditation as this course covers a wider range of surf sport coaching topics and allows for greater flexibility if individual coaching arrangements change in the future.

Mentoring is an important step involved in not only becoming a surf sports coach for the first time but also in a coach's continuous learning and development. All coaching courses involve ongoing mentoring throughout the accreditation process by a fellow accredited coach, this could be another coach involved at your club.

The current SLSA coaching framework replaced the previous system in 2016. Level 1, Level 2 or Level 3 coach awards are no longer current awards that can be attained or reaccredited. All coaches who previously held these awards and completed a reaccreditation since the implementation of the current framework were reaccredited as either a Foundation or Development coach.

Summary Equivalency Table

Old Framework (pre 2016)		Current Framework (2016 – current)
Level 1		Foundation
Level 2		Development (discipline specific)
Level 3		Performance (discipline specific)

Any coaches who have not maintained currency (as a Foundation or Development coach) since the expiry of their Level 1/2/3 accreditation are required to complete either the Foundation or Development course in totality.

If you have any questions in relation to which course is best suited to your circumstances, please contact SLSQ Sport Development Coordinator, Daniel Homer – (07) 5566 1012 or dhomer@lifesaving.com.au.

Foundation Coach Summary

The Foundation Coach is an entry level course for parents and club members who are new to coaching and are actively participating in a club surf sport environment (recreationally or competitively). The course aims to provide coaches with the knowledge and skills needed to coach nippers in a surf club environment using a **games sense approach**. It covers the three general principles of junior surf sports: swim, board and beach. The Foundation Coach is the first stage of the Surf Life Saving Australia's coaching pathway and is also suitable for those who are involved in assisting in a club's junior coaching program.

Target Members	Parents of nippers/new club members and people with an interest in coaching.
Delivery	A mix of online theory and practical face-to-face education. The theory component must be completed prior to the practical component and can be completed online.
Course Prerequisites	Participants must be 16+ years to enrol in this course and meet all prerequisites required of all coaching courses.
Course Fees	\$70 (inc. GST). Payment is required prior to gaining access to the core online theory modules.

Note: Coaches who are coordinating surf sports coaching programs/squads or are coaching athletes older than nippers (U8 – U13) should hold the Development Coach accreditation.

Foundation Coach Online Theory Modules

The Foundation Coach course includes three 'core' online theory module's which cover content that is relevant for surf sport coaches across the primary junior surf sports disciplines of swim events, board events and beach events. Modules do not need to be completed in one sitting.

Core Modules	Module 1 – ASC Community Coaching Essential Skills [via Sport Australia Online Learning Portal] Module 2 – Introduction to Surf Sport Coaching Module 3 – Time to Coach
Additional Online Courses	SLSA Surf Risk Rating (SRR) Course (<i>recommended</i>)

Written Theory

The Foundation Coach course includes one written theory assessment which involves individual training session planning. A session plan template can be downloaded from the final slide of the core modules or from the 'resources' module within the ASC Community Coaching Essential Skills course. The completed written theory (including at least 2 x individual session plans) needs to be supplied to SLSQ prior to the practical assessment.

Face To Face Practical Assessment

The final step to gain Foundation Coach accreditation is the face-to-face practical assessment. This conducted by a Coach Assessor and can be completed after completion of the online theory and the submission of all required documentation/certificates to SLSQ. The practical component will take approx. 1-3 hours in duration depending on the availability of your assessor/s. To find a Coach Assessor in your area, please contact Daniel Homer – SLSQ – dhomer@lifesaving.com.au

Development Coach Summary

The Development Coach course provides coaches with the knowledge and skills to effectively plan and deliver discipline specific sessions, with a particular focus on skill development. Development Coaches conduct discipline specific surf sports coaching sessions which develop participants' (who are in the Learn/Participate phase of development) physical, technical, tactical, and psychological skills. This course is suitable for members who are familiar with the range of surf sports disciplines and events as well as those coordinating surf sports coaching programs/squads.

Target Members	Parents of athletes, current/ex surf competitors, lifesaving trainers, other sporting code coaches wishing to coach surf athletes.
Delivery	A mix of online theory, written theory and practical 'face-to-face' learning. The theory components must be completed prior to the practical 'on-the-job' assessment.
Course Prerequisites	Participants must be 16+ years to enrol in this course and meet all prerequisites required of all coaching courses.
Course Fees	\$120 (inc. GST). Payment is required prior to gaining access to the core online theory modules.

You must complete this course if you wish to coach Surf Boats and/or sweep Surf Boats in competition in addition to attaining the relevant sweep level competency.

The Foundation Coach course is **not** a prerequisite for this course.

Development Coach Online Theory Modules

The Development Coach course includes six 'core' online theory modules which cover content that is relevant for surf sport coaches across all disciplines. In addition to the core modules, there are discipline specific elective modules which can be accessed after completion of the core online theory modules. The elective modules include content relevant to the coaching different disciplines including event rules, safety and technical skills. At least one elective module must be completed. Modules do not need to be completed in one sitting.

Core Modules	Module 1 – ASC Community Coaching Essential Skills [via Sport Australia Online Learning Portal] Module 2 – Introduction to Surf Sport Coaching Module 3 – Understanding your Athletes Module 4 – Developing your Athlete's skills Module 5 – Developing your Athlete's Physical Capacities Module 6 – Managing your Surf Sport Coaching Program			
Elective Modules	Beach Events Surf Boats	IRB Events Surf Ski	Surf Swimming Board Events	Lifesaving Pool Rescue
	* R&R & Ironperson disciplines do not currently have standalone online modules.			
Additional Online Courses	Sport Integrity Australia Anti-Doping Fundamentals Course (required) SLSA Surf Risk Rating (SRR) Course (recommended)			

Written Theory

The Development Coach course includes one written theory assessment which primarily covers session planning. This can be downloaded from the final slide of the core modules. The completed written theory needs to be supplied to SLSQ prior to the practical assessment. Please note, multiple session plans are required for multiple disciplines.

Face To Face Practical On-The-Job assessment.

The final step to gain Development Coach accreditation is the face-to-face discipline specific practical assessment. This conducted by a Coach Assessor in the relevant discipline(s) and can be completed after completion of the online theory and the submission of all required documentation/certificates to SLSQ. The practical component will take approx. 1-3 hours in duration depending on the availability of your assessor/s.

To find a Coach Assessor in your area, please contact Daniel Homer – SLSQ – dhomer@lifesaving.com.au

ACCREDITATION PROCESS

Foundation Coach Accreditation Process Summary	
Step 0	Ensure all coach course prerequisites are met.
Step 1 Enrolment	Enrol in the Foundation Coach course through SLSA eLearning.
Step 2 Online Theory Modules	Foundation Coach Core Modules Module 1: Australian Sports Commission Community Coaching Essential Skills Course (ASC CCES) Module 2: Introduction to Surf Sports Coaching Module 3: Time to Coach
Step 3 Written Theory	Foundation Coach Written Theory (Session Plans x 2)
Step 4 Supply Documentation to SLSQ	<ul style="list-style-type: none"> ASC CCES Completion Certificate Foundation Coach Session Plan/s
Step 5 Practical Assessment	Foundation Coach Practical Assessment


Development Coach Accreditation Process Summary	
Step 0	Ensure all coach course prerequisites are met.
Step 1 Enrolment	Enrol in the Development Coach course through SLSA eLearning.
Step 2 Online Theory Modules	Development Coach Core Modules Module 1: Australian Sports Commission Community Coaching Essential Skills Course (ASC CCES) Module 2: Introduction to Surf Sports Coaching Module 3: Understanding Your Athletes Module 4: Developing Your Athletes Skills Module 5: Developing Your Athlete's Physical Capabilities Module 6: Managing Your Surf Sport Coaching Program
	Development Coach Discipline Specific Elective Module(s) [must complete at least one] Beach Events Board Events Surf Ski IRB Events Surf Swimming Lifesaving Events Pool Rescue Surf Boats
	Sport Integrity Australia Anti-Doping Fundamentals Course
Step 3 Written Theory	Development Coach Written Theory <i>[obtained from final slide of core modules]</i>
Step 4 Supply Documentation to SLSQ	<ul style="list-style-type: none"> ASC CCES Completion Certificate Development Coach Written Theory SIA Anti-Doping Fundamentals Completion Certificate
Step 5 Practical Assessment	Development Coach Practical Assessment

Step 1: Enrol in the course and access the online theory modules

SLSQ has recently changed its Learning Management System (LMS) for surf lifesaving courses (eg. Bronze, SRC, etc.). Sport courses are still hosted on the SLSA LMS – etrainu. To access etrainu, please follow the steps below.

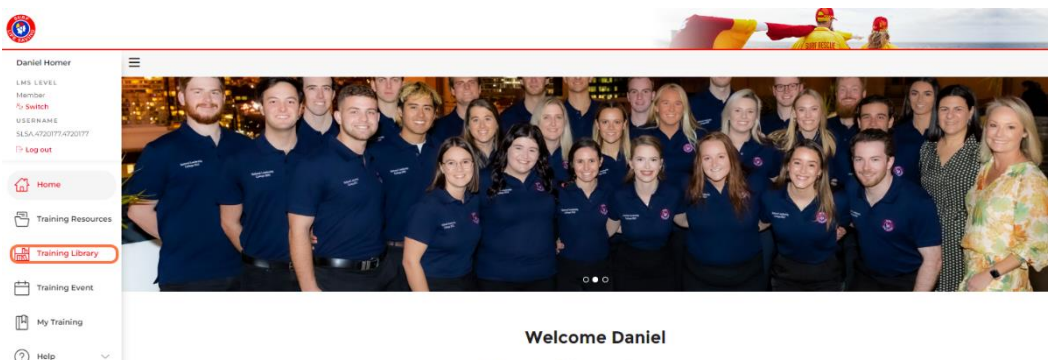
Access the SLSA eLearning platform via the SLSA Members Area

1. Go to <https://sls.learn-sls.etrainu.com> to access SLSA's eLearning platform – etrainu. The following page will be displayed.



Enter your SLSA Members Area account details and click the “LOG IN” button.

2. Click on ‘Training Library’ located in the grey menu bar on the left-hand side.

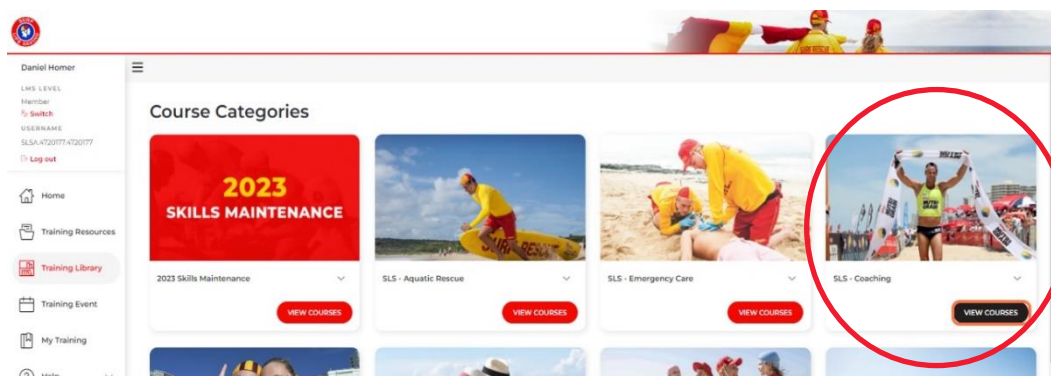


(please note, if you have admin LMS access or are a CTO, you will need to switch to your ‘learner’ access level)

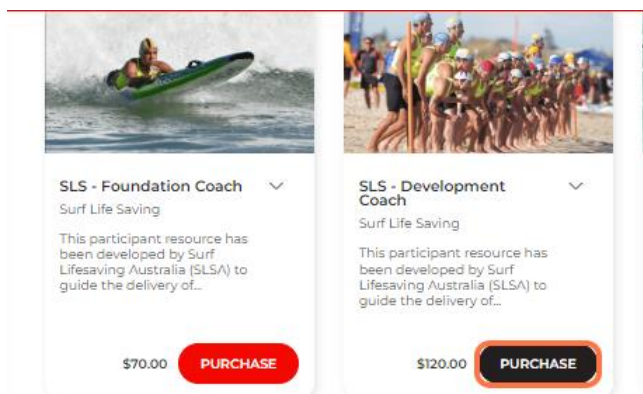
Enrol in the Coaching Course

(The below example is provided for Development. Please select Foundation in step 6 if doing the Foundation course)

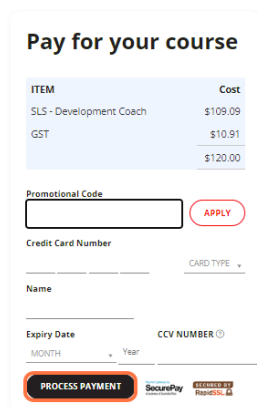
- From the Training Library Screen, select “SLS – Coaching”.



- Select the Coaching Course you wish to enrol in (Foundation OR Development) and click the “Purchase” button.



- Enter payment details and click on the ‘process payment’ button.



The screenshot shows the 'Pay for your course' form. It includes a table with the following items and costs:

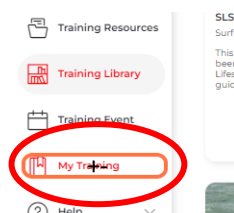
ITEM	Cost
SLS - Development Coach	\$109.09
GST	\$10.91
	\$120.00

Below the table, there is a 'Promotional Code' field with an 'APPLY' button. There are also fields for 'Credit Card Number', 'CARD TYPE', 'Name', 'Expiry Date', and 'CCV NUMBER'. At the bottom, there is a 'PROCESS PAYMENT' button and logos for 'SecurePay' and 'EFTPOS'.

Upon successful payment, an autogenerated email with an invoice will be sent to the email associated with your account.

Note: Payment is required in order to access the respective course content. If your club is covering the course cost, please ensure they have been contacted in advance of payment.

- Access the coaching course module summary page by selecting the course in the “My Training” section of etrainu.



Step 2: Complete the Online Theory Modules

Complete all the online modules for the coaching course.

Module 1: Australian Sports Commission – Community Coaching Essential Skills

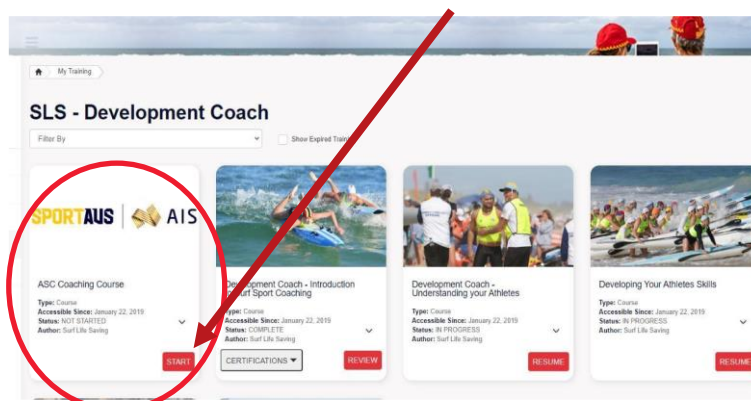
The first module in all coaching courses is the Australian Sports Commission (ASC) – Community Coaching Essential Skills course. Further information about the course can be found at <https://www.ausport.gov.au/coaching>. This is completed externally to the SLS eLearning system through the ASC's eLearning system – 'The Australian Sport Learning Centre'.

Accessing the ASC Community Coaching Essential Skills Course

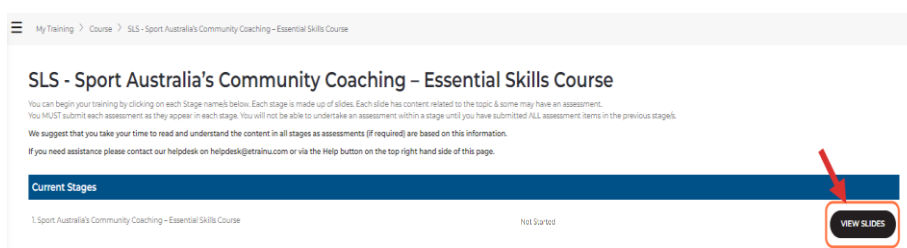
The steps below detail how to access the ASC course when you are already logged into the SLS eLearning system.

As the ASC's eLearning system is completely separate to the SLS eLearning system, the ASC course can be accessed directly at the following link: <https://learning.ausport.gov.au/login/index.php>.

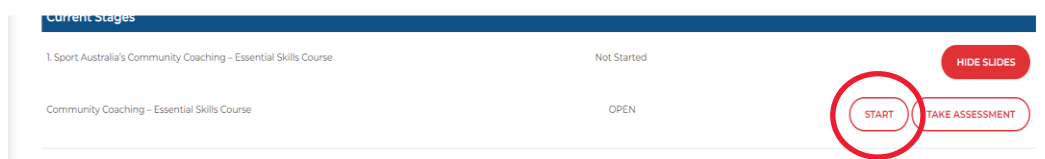
1. On the coaching course module summary page, click "START" on the "ASC Coaching Course" module.



2. Click "View Slides"



3. Click "Start".



4. On the slide, click the link to be redirected to the Australian Sport Learning Centre.




5. Create an account and log in to the ASC eLearning platform (this account is separate to your SLSA eLearning account).

Completing the ASC Community Coaching Essential Skills Course

6. Log in with your Australian Sport Learning Centre username and password.
7. In the “Coaches” section, click the Go button under “Essential Skills” to enrol in the course and gain access to the modules.

Welcome to the Australian Sport Learning Centre




COACHES

ESSENTIAL SKILLS

For new and existing community coaches to learn the essentials of creating a fun, safe and inclusive environment.

GO >



OFFICIALS

GENERAL PRINCIPLES

Aimed at first time and beginner coaches (e.g. parents). The course contains 10 modules.

GO >

8. Complete the ASC Community Coaching Essential Skills course modules.

There are 10 modules covering:

- | | | | |
|---------------------|---------------------|--------------------|---------------------|
| 1 – Welcome | 2 - Safeguarding | 3 – Who You Coach | 4 – Where You Coach |
| 5 – What You Coach | 6 – How You Connect | 7 – How You Engage | 8 – How You Deliver |
| 9 – How You Improve | 10 – Reflection | | |

The ASC course also has a number of resources including session plan templates for coaches to utilise.

Dashboard / My courses / Community Coaching Essential Skills

Community Coaching - Essential Skills Course

Course overview: The Community Coaching - Essential Skills Course is designed to assist new, returning or current coaches to create positive, safe and inclusive learning environments for participants to learn, enjoy and thrive through sport.

Course instructions: All activity items, videos and knowledge checks within each module need to be completed to ensure that course completion is registered in the system. Ensure you have enabled pop-ups on your device. For instructions click [here](#).

Course duration: 20 mins per module including assessment, total estimated time of 3 hours.

Course pass mark: 80%

1-3 4-6 7-8 All



IMPORTANT – Obtaining the ASC Certificate

To obtain your ASC Community Coaching – Essential Skills completion certificate, click the “Certificate” tile once all modules have been completed. Follow the links to download and save a pdf version of the certificate to your computer. A copy of this will need to be supplied to SLSQ.

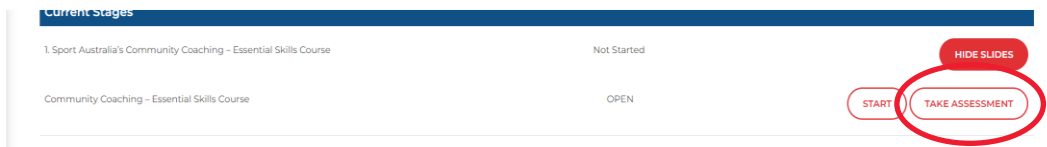
Entering ASC Certificate details into etrainu.

You must enter your certificate details (date finalised and certificate number) to etrainu (date completed and certificate number) by:

9. Going back into the ASC Coaching Course module within SLS eLearning



10. Select "Start", then select "View Slides"



11. Select "Take Assessment" & enter the certificate details

Community Coaching - Essential Skills Course

Questions

Question 1
You have already submitted an answer for this question.

What date did you complete the Sport Australia's Community Coaching - Essential Skills Course?

19/02/2015

Question 2
You have already submitted an answer for this question.

Please make sure you have emailed your Sport Australia's Community Coaching - Essential Skills Course certificate to your state administrator. In the box below please insert the certificate number from your course.

1377938/2015

CANCEL SUBMIT

Please also send a copy of the certificate to dhomer@lifesaving.com.au.

Core SLS Online Theory Modules

Once the ASC course is completed, work through the other core SLS Coaching Modules listed below (either Foundation or Development Coach Modules).

Foundation Coach Modules

Module 2: Introduction to Surf Sports Coaching
Module 3: Time to Coach

Development Coach Modules

Module 2: Introduction to Surf Sports Coaching
Module 3: Understanding Your Athletes
Module 4: Developing Your Athletes Skills
Module 5: Developing Your Athlete's Physical Capabilities
Module 6: Managing Your Surf Sport Coaching Program

The final slide of the modules will ask you to download and complete written theory for the courses. Please download these and complete them prior to the practical assessment.

Development Coach Elective Modules

If you are working through the Development Coach accreditation, once you have completed all of the core modules, you will need to complete at least 1 of the Development Coach discipline specific elective modules.

Please note, you will not be able to enrol in any elective module until all of the core modules have been completed first (including the ASC).

The elective modules can be enrolled through the *"Training Library"*.

Development Coach Elective Modules		
Beach	Swim	Ski
Board	IRB	Surf Boats
Pool Rescue	Lifesaving	

*Please note, R&R & Ironperson do not currently have standalone modules.

Sport Integrity Australia Anti-Doping Fundamentals Course

Through affiliation with SLSA, SLSQ supports the Australian Government, the Australian Sports Committee, the Australian Olympic Committee, and Sport Integrity Australia (SIA) in their efforts to eradicate match-fixing and the use of drugs in sport.

All coaches **must** understand their responsibilities in relation to Anti-Doping.

All Development Coaches **must** complete the SIA Anti-Doping Fundamentals Course (formerly ASADA Level 1).

All Performance Coaches **must** complete the SIA Anti-Doping Fundamentals Course and Annual Update Course.

[SIA eLearning](https://elearning.sportintegrity.gov.au/) is a free and easy-to-use online education tool featuring all of Sport Integrity Australia's online courses, videos and learning updates. It provides everyone with the opportunity to learn about issues affecting the integrity of sport in Australia. The Anti-Doping courses include information about prohibited substances and methods, Therapeutic Use Exemptions (TUEs), the doping control process and whereabouts.

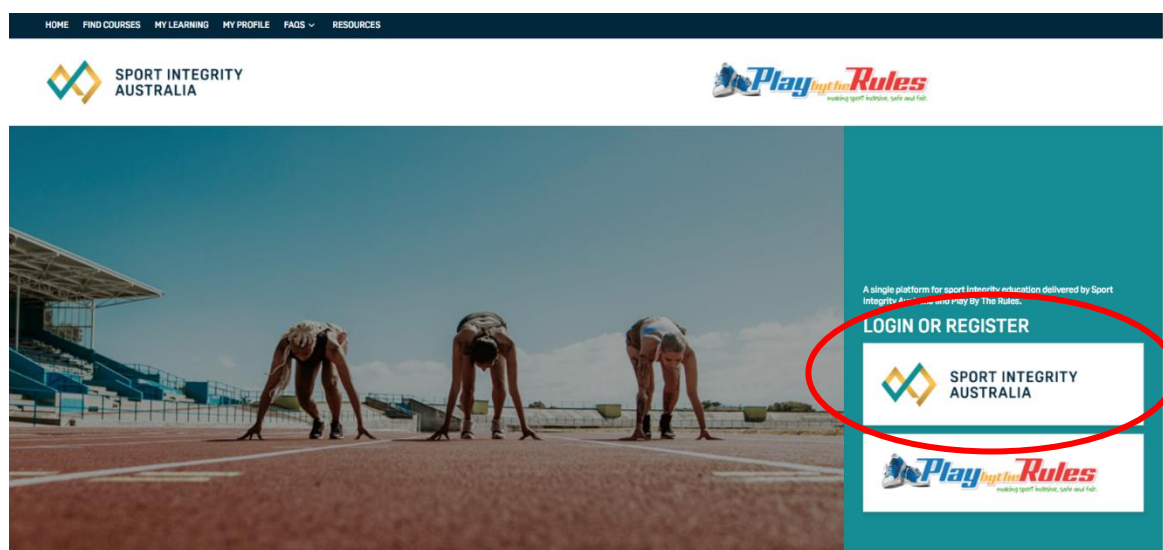
You will need register with SIA eLearning to access this course (no fee). Upon completion, print of a copy of your certificate for your record and present it to your assessor and send through to SLSQ.

The SIA course(s) can be accessed at <https://elearning.sportintegrity.gov.au/>.

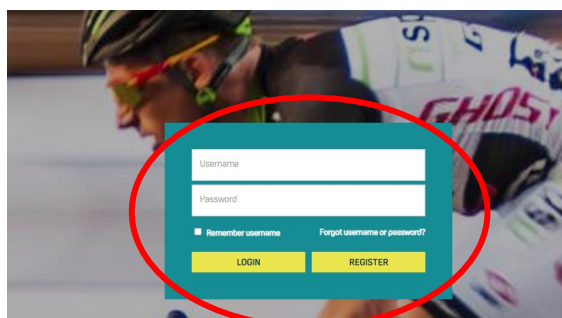
Accessing the SIA Anti-Doping Fundamentals Course

The steps below detail how to access the SIA Anti-Doping Fundamentals course.

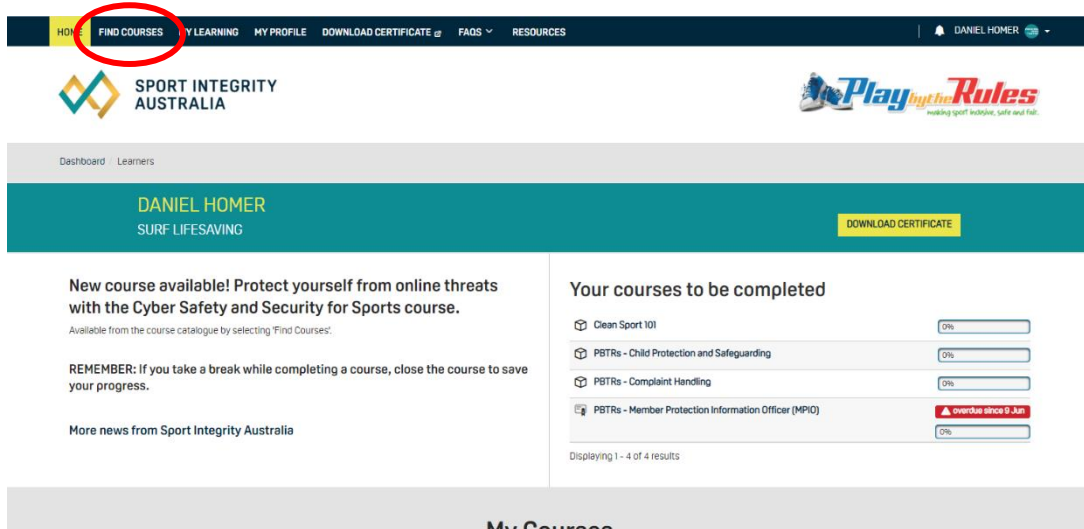
1. Open up your web browser and go to the Sport Integrity Australia eLearning website – <https://elearning.sportintegrity.gov.au/>. This will take you to the page displayed below. Click the Sport Integrity Australia Logo.



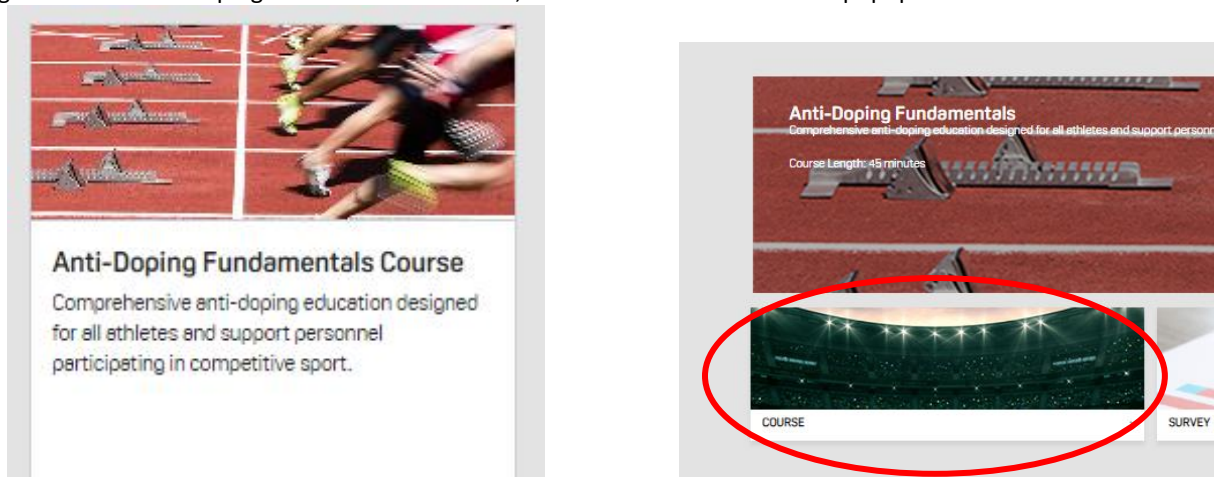
2. If you do not have an account with Sport Integrity Australia eLearning, click the **Register** button to register for an account. Once registered, enter your username and password and **Login**.



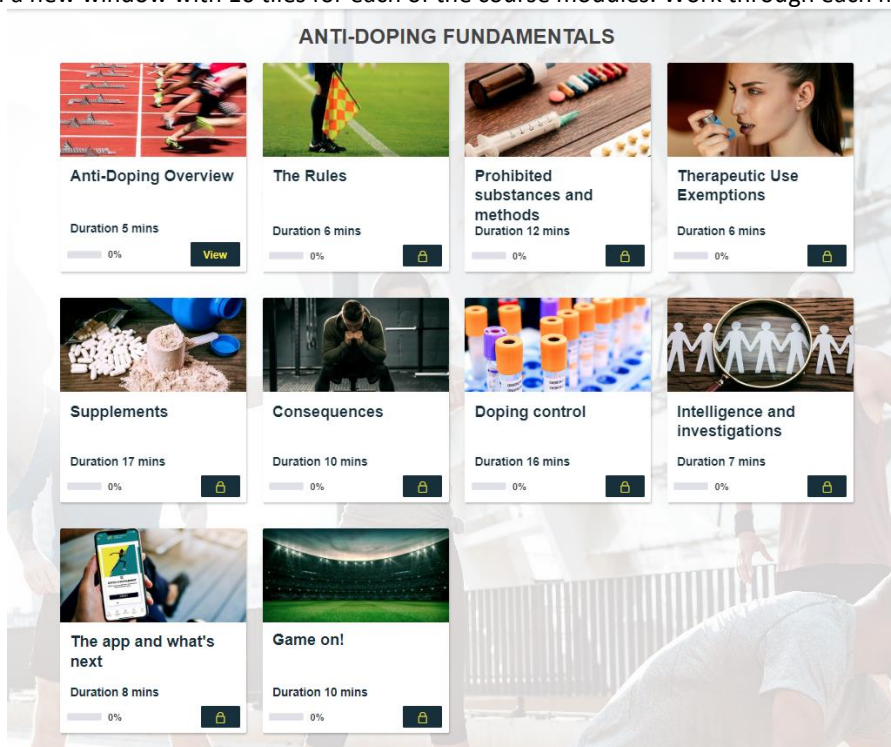
3. Go to “Find Courses” in the top menu bar.



4. Navigate to the “Anti-Doping Fundamentals Course”, click the Enrol button on the popup.



5. On the course overview page, click the “Course” tile, and then click the *Anti-Doping Fundamentals Course* link. This will open a new window with 10 tiles for each of the course modules. Work through each module.



IMPORTANT

Obtaining the SIA Certificate

To obtain your SIA Anti-Doping Fundamentals completion certificate once all of modules have been completed. Follow the links to download and save a pdf version of the certificate to your computer.

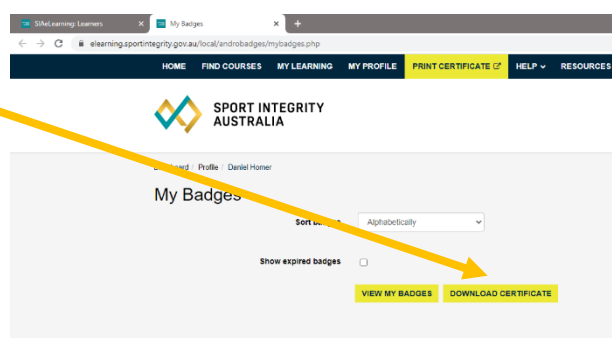
Obtaining your SIA Certificate

Ensure you are logged in to SIA's elearning platform. On the top blue menu bar, click the "Print Certificate" button. This will take you to the badges page.

To download your certificate, click the "Download Certificate" button. Save this certificate to your computer.

- (optional) The sort order which the badges are displayed can be changed using the drop down.
- (optional) Archived badges can be shown on the certificate by checking the 'show expired badges' box.


Please note: the "View my badges" button will only display the badges. Click the "Download Certificate" button.



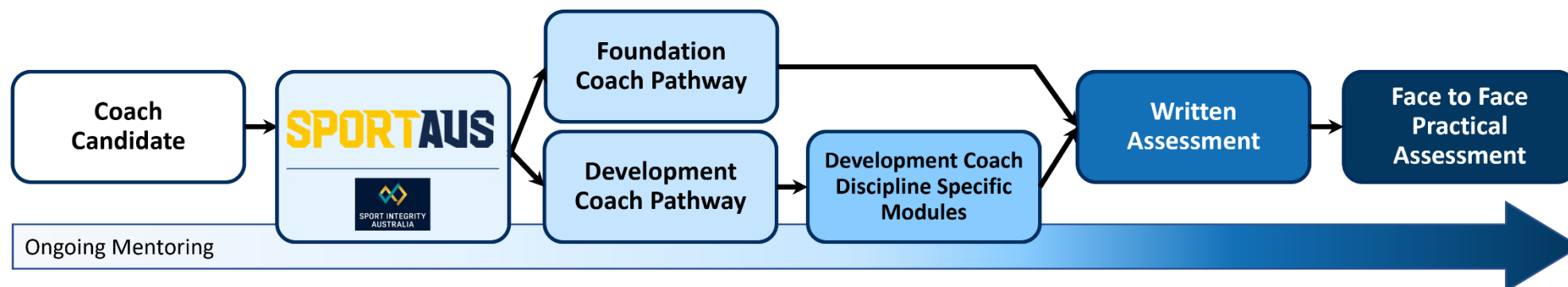
Note: If the certificate does not list the badge "Anti-Doping Fundamentals", then the course has not been marked as complete. Please review the course, to ensure all components have been completed is complete. If it still does not show after reviewing, please email dhomer@lifesaving.com.au.



Anti-Doping Fundamentals A
1 April 2021



Coach Development Pathway



1 <u>Enrolment & Prerequisites</u> ---	2 <u>Supplementary Requirements</u> ---	3 <u>Core SLS Online Modules</u> ---	(3a) <u>Discipline Specific Elective Module(s)</u>	4 <u>Written Assessment</u> ---	5 <u>Practical Assessment</u> ---
Meets prerequisites: <ul style="list-style-type: none"> • WWCC & Child Safe Requirements • 16+ Years Old • Current SLS Membership • SLSA Members Area Account Enrol in the course through SLS eLearning	<ul style="list-style-type: none"> • Sport Australia Community Coaching Essential Skills (CCES) [module 1] • Sport Integrity Australia Anti-Doping Fundamentals [Development Only] 	Foundation (Modules 2-3) <ul style="list-style-type: none"> • Introduction to surf sport coaching • Time to coach Development (Modules 2-6) <ul style="list-style-type: none"> • Introduction to surf sport coaching • Understanding your athletes • Developing your athletes' skills • Developing your athletes' physical abilities • Managing your surf sports coaching program 	Complete at least 1 discipline specific online electives <ul style="list-style-type: none"> • Surf Boat • IRB Events • Beach Events • Board Events • Ski Events • Swim Events • Lifesaving Events • Pool Rescue Events 	<ul style="list-style-type: none"> • Each course has 1 written assessment covering core online theory module content • Written Assessments supplied to Coach Assessor 	<ul style="list-style-type: none"> • Assessed against learning outcomes in the Coach Accreditation Assessment Tool • Written Assessment supplied to Coach Assessor

FAQs

Is the Foundation Coach a prerequisite for Development Coach?

- No. The Foundation Coach course is an entry level course for parents and club members who are new coaching. The Development Coach course is an entry point as well as being the second stage of the SLSA coaching pathway. Participants must be at least 16 years of age.

How long does the Foundation / Development Coach accreditation last for?

- All coaching courses are accredited for four (4) years and expire on 31st December in the year of expiry.
- Please ensure you submit your reaccreditation by the end of the fourth year to maintain your accreditation.

How do I check the expiry of my coaching accreditation?

- Members:
 - Log into the SLSA Members Area > Memberships > Awards. Your coaching award(s) will be listed as “SS – Development Coach [discipline]” or “SS – Foundation Coach”. These will have an associated expiry date.
- Administrators/Club Personnel with SurfGuard access:
 - Within the awards listing of a member in SurfGuard, the coaching awards are listed as “SS – Development Coach [discipline]” or “SS – Foundation Coach”. These have an expiry date and a “Q Number – eg. Q1234” if the accreditation was originally gained in Queensland.

How long will it take for me to complete the course?

- Each online learning module is designed to take approximately 30 minutes (including the modules in the ASC course).
- The SIA Anti-Doping Fundamentals course takes approximately 45 minutes.
- The duration of the face-to-face workshop/practical coaching session varies between branch and discipline(s) being completed. Please note, there may be a few weeks between completing Development Coach online theory modules and a face-to-face practical assessment occurring.

How much does it cost? How do I pay?

- Payment for the coaching courses is made with a credit/debit card prior to gaining access to the core eLearning modules. You will receive an invoice to your email address recorded in the SLS system once payment has been processed.
- Elective modules do not incur additional costs.
- QLD Course Costs:
 - Foundation: \$70
 - Development: \$120

I haven't received my receipt for my course. Where is it?

- All coaching courses are linked to SurfGuard, your receipt will be emailed to the email registered with SurfGuard. Please ensure you check the email listed in your SLSA Members Area account is up to date. If you believe you should have received a receipt and you haven't, please check your junk/spam folders. Please refer to the SLSA eLearning for more information – <https://help.sls.com.au>.

I've got to the last slide, however it won't let me complete/progress the course.

- Make sure that you have opened every slide in the course and that you have completed all the questions, clicked all the tiles/icons and watched each video to the end.
- If you are still not able to progress and you have reached the final slide and the completion percentage is greater than 90%, please take a screenshot/photo of this slide (which includes the % complete) and send to dhomer@lifesaving.com.au.

The online course starts at Module 2. Where is Module 1?

- Module 1 is the Australian Sports Commission's Community Coaching – Essential Skills Course.

If I would like a copy of my certificate of completion, where can I find it?

- Log into the SLS Members Area > click on eLearning > My Training > scroll down to Completed Courses > SLS – Development Coach > Click on Certifications > Certification 1.
- Please refer to the instructions to obtain the ASC or SIA certificates above.
- Please contact dhomer@lifesaving.com.au if you would like a copy of your final award certificate from SurfGuard.

I am a Surf Boat Sweep, what course must I complete?

- In order to be a S2 sweep, you must have enrolled in the Development Coach Course and the Development Coach – Surf Boat elective. To progress to S3, you must have completed all modules as well as the elective.

What other courses would further increase my knowledge as a coach?

- Sport Integrity Australia has a range of courses available including Clean Sport 101 and the Anti-Doping for Coaches course. These courses are located on Sport Integrity Australia's eLearning platform – <https://elearning.sportintegrity.gov.au>
- The Australian Sports Commission has a range of courses available including 'coaching masterclass' short courses. These are available through the Australian Sport Learning Centre - <https://learning.ausport.gov.au/>
- SLSA recommends that before incorporating resistance training into training programs (especially power and strength training using weights), coaches undertake the Australian Strength and Conditioning Association's Level 1 Coaching qualification. More information about this qualification can be found at <https://www.strengthandconditioning.org/>.
- SLSA Sports Hub platform is a central hub for all things sport and is accessible via the SLSA Members Area. Within Sports Hub, Coach Connect hosts coaching resources across all disciplines of surf sports. From time-to-time online workshops will be hosted on Coach Connect. Coach Connect is designed to support the continuous development of accredited surf sport coaches.

I have the award "SS – Foundation Coach Online Theory Modules" or "SS – Development Coach Online Theory Modules" award. Am I accredited?

- No. These awards correspond to the completion of the online theory modules of the respective coaching course only. Online Theory is only one component of the course, please ensure you have completed everything required and returned the required documentation to SLSQ.

Where do I get the Assessment Tool needed for the practical assessment?

- The Coach Assessment Tool for each course can be found on the SLSQ App. Please submit all other documentation to SLSQ prior to the practical assessment taking place.

Who can do my Practical Assessment?

- The practical assessment must be completed by a Coach Assessor who is also a current accredited coach in the discipline they are assessing. To gain the coach assessor accreditation, please consult the coaching section of the SLSQ App.
- A coach assessor must at minimum have the following accreditations:
 - SS – Coach Assessor
 - Current SS – Development / Performance Coach [discipline]
- Please contact SLSQ to be assigned a coach assessor prior to the practical assessment.

Why doesn't the ASC course or SIA course have an expiry?

- Under the current framework, the ASC & SIA courses only need to be completed once during the initial accreditation. Once they have been completed, they do not need to be completed again.
- If you have previously completed these awards, please send a copy of your completion certificates through to dhomer@lifesaving.com.au

I want to add on an additional Development Coach discipline, how do I do this?

- To add an additional discipline, please contact SLSQ. In general, it will involve:
 1. Completion of the additional discipline elective module
 2. Completion of session plans for the additional discipline
 3. Practical Assessment for this discipline by a qualified Coach Assessor.

I've completed the Foundation Course but should have completed the Development Course, what do I do?

- If you have enrolled (and paid for) the incorrect course, please contact SLSQ. Depending on the circumstance, you may be required to pay for, enrol and complete the correct course if the enrolment was made without first consulting your club/SLSQ.