



# ANNUAL REPORT

2020/21







# CONTENTS

Who We Are, What We Do	1
Patron's Message	2
Premier's Message	3
SLSQ Board Members	4
Patrons and Honours	6
President's Report	8
CEO's Report	9
Operations Report	11
Commercial Report	12
Media and Marketing Report	15
Membership and Sport Report	16
People and Culture Report	19
Business Services Report	20
Corporate Governance	21
Committees and Panels	22
SLSQ Life Members	23
Award Winners	24
Lifesaving Excellence Awards	25
Statistics, Results and Financials	26
Queensland Cyclones Teams	37
2021 State Championships Results	38
Financials	49
Sponsors	83

# SLSQ SNAPSHOT



Rescues  
**2,704**



Volunteer  
Patrol Hours  
**295,841**



Members  
**34,474**



First Aid  
Treatments  
**30,281**



Trained in  
First Aid & CPR  
**7,123**



Increase in  
Membership  
**1%**



Preventative  
Actions  
**717,431**



Engaged via Community  
Awareness Programs  
**145,644**



# WHO WE ARE, WHAT WE DO

## VISION AND PURPOSE

**We are 34,474 volunteers in 57 Clubs across six regions that save lives with Vigilance & Service.**

**We strive for zero preventable deaths in Queensland public waters.**

We have returned 144,000+ loved ones to their families.

We volunteer over 295,000+ hours annually patrolling between the Red and Yellow flags and countless more off the sand.

Across our 500+ staff, we are; pilots and crew, administrators, lifeguards, trainers and educators, brand custodians, and community advocates.

Surf Life Saving Queensland- built on tradition, forged out of passion and focused on the future.







## PATRON'S MESSAGE

It is a great pleasure, in my last year as Governor and Patron, to introduce Surf Life Saving Queensland's 2020-21 annual report.

Over my years as Patron, it has been immensely rewarding to attend so many memorable SLSQ events, and to see the organisation's reach, membership and support services continue to grow and develop.

In the last year alone, SLSQ's volunteer lifesavers, lifeguards and operations team rescued 2,704 swimmers in distress, performed 717,431 preventative actions, and conducted nearly 300,000 hours of voluntary patrols across Queensland beaches.

This is a remarkable record of community service, which speaks directly to the need for the organisation's life-saving work.

Despite the challenges of COVID-19, SLSQ also continued to be highly visible in the community through its fundraising and outreach initiatives. This has ensured the organisation continues to generate enormous traction and goodwill within the Queensland community – something which was powerfully brought home to me in October, when I launched the 'SOS Appeal' at South Bank.

As my time as Governor and Patron draws to a close, I thank everyone involved with SLSQ – the Board, executive, staff, volunteers, supporters and community and government partners – for enhancing the well-being and safety of the Queensland community. You all have my enduring admiration as remarkable Queensland contributors.

His Excellency the Honourable Paul de Jersey AC  
Governor of Queensland





## PREMIER'S MESSAGE

Every year, millions of people head to Queensland's amazing beaches knowing they can enjoy the surf and return safely. This is because there are 34,474 members of Surf Life Saving Queensland (SLSQ) who keep a watchful eye on the activity around the iconic red and yellow flags.

The Queensland Government is grateful to everyone involved in SLSQ for their dedication in saving lives, patrolling beaches and increasing community awareness of water and surf safety.

Earlier this year, we announced our continuing support for SLSQ with a new \$30 million funding initiative over four years, representing the largest ever single investment in SLSQ. Community safety is our priority, and this investment will support SLSQ operations, training, equipment and public safety education.

Thanks to the volunteer lifesavers, lifeguards and operations teams, 2,704 swimmers who were in distress in the 2020–21 season returned home.

The volunteers also performed 717,431 preventative actions and administered 30,281 first aid treatments.

This wonderful devotion to keeping people safe and healthy contributes to the reputation of Queensland as one of the most desirable places in the world to live and to visit.

I am proud to be involved as a Vice Patron of SLSQ since 2015, and I thank the volunteers at the 57 SLSQ clubs who ensure we enjoy Queensland's coastline and waterways in safety.

**Annastacia Palaszczuk MP**

Premier of Queensland  
Minister for Trade

# BOARD BIOGRAPHY



**Mark Fife OAM**  
President

Since joining the Surf Life Saving organisation in 1975, Mark Fife has become the epitome of the iconic Aussie surf lifesaver. Mark is a former Club and Branch President, was the Australian Director of Life Saving for five years and is the only person to have been awarded Australian Surf Life Saver of the Year and Volunteer of the Year.

Mark was awarded an OAM for his services to Surf Life Saving and has been inducted into the SLSA Hall of Fame.



**Michael White**  
Deputy President

Since joining his local surf club a little over 20 years ago, Michael has been involved at all levels of the Surf Life Saving movement. Michael is a former director and secretary of the Alexandra Headland SLSC and past member of the Surf Life Saving Queensland Judiciary. He has also acted as an independent director to a number of community association boards, including the Sunshine Coast Law Association and the Sunshine Coast Sports Federation. He is a past participant, facilitator and now mentor at Surf Life Saving Australia's National Leadership College. Michael holds 90 lifesaving awards and has undertaken more than 1,200 voluntary patrol hours. He has also been a patrol captain for ten years and a rescue crewman for the Westpac Lifesaver Helicopter Rescue Service for six years. He was a contributor to the current edition of the SLSA training manual 'Public Safety and Aquatic Rescue'.



**Michael Kearney**  
Director of Finance

Michael joined North Kirra SLSC in 2002 and in the years since has undertaken roles at all levels of the organisation. Michael has been an active patrolling member and has held club roles including Club Captain, Chief Training Officer as well as Surf and Supporters Club Treasurer and President. Michael was the Point Danger Branch Director of Lifesaving, a member of the Branch Council and has held roles on the SLSQ Lifesaving Services Committee, Education Panel and Patrol Services Panel. Michael was granted Life Membership of North Kirra SLSC in 2021 for his services to the Club.

Michael is an experienced finance professional, managing and growing a large and complex debt portfolio.



**Tanya O'Shea**  
Director

Tanya has been a member of the Bundaberg Surf Lifesaving Club since 2005, joining the club as a nipper parent, before being elected as the Junior Activities Chair (JAC) in 2007. Professionally, Tanya is the Managing Director of Impact Community Services. Tanya has a strong background in business management (MBA), mental health practice (Bachelor of Psychology (Honours), Masters of Mental Health Practice) and community sector service development.



**Mark Wyer**  
Director

Over the past 10 years, Mark has held a variety of club roles including Patrol Captain, Radio Officer and Executive Roles of Deputy President and President. Mark has been a driving influence of club development and strategic planning during his time with Emu Park SLSC. Mark has also been a Councilor at Branch Level and was nominated by SLSA as a Masterclass Leader in 2016. Mark is a surf boat rower and is a patrolling member for Mooloolaba SLSC, while also maintaining his membership with Emu Park SLSC.

Based on the Sunshine Coast, Mark is an Associate Engineer (CPEng & RPEQ) and has over 16 years' civil engineering experience in both urban and municipal planning and development.



**Tom Sealy**  
Director

Tom joined the lifesaving movement as a nipper back in 1998 and has since obtained numerous lifesaving awards and completed over 1,000 voluntary patrol hours. A current Patrol Captain at Mermaid Beach AEME SLSC Tom has held various executive roles at his club, most recently Club Captain. Tom was a member of the SLSQ Membership Services Committee for the last five years making a significant contribution to the implementation of the State Sustainability Project. Tom is a graduate of the SLSA National Leadership College and Masterclass development programs and was selected to represent SLSA at the 2017 Japanese Lifesaving Exchange Program. He was named as a Life Member of Mermaid Beach SLSC in 2020.

Tom is a registered architect for ARIA in Brisbane and has over ten years' experience completing architectural projects locally and interstate.



**Brad Russell**

Director

Brad and his family have had an involvement in surf lifesaving over many generations. Brad joined Emu Park as a nipper in 1972 and is currently an active long service member of Maroochydore Surf Lifesaving Club.

Brad is a Partner of a leading Australian law firm and a director of an internationally-recognised innovative insurance and risk advisory business.

**Ally Muller**

Independent Director

Ally is an entrepreneurial professional with 20 years strategy and management experience in corporate finance, infrastructure and technology-based companies, specialising in enterprise innovation strategy, business advisory, merger and acquisitions and board advisory.

She is a senior executive with experience in establishing innovation eco-systems, new ways of working, joint ventures, new business development and portfolio management. Ally provides a specialised focus on strategically growing businesses and developing innovative capital and portfolio solutions.

**Grant Dearlove**

Independent Director

Grant Dearlove is an Executive, Company Director and Lawyer owning, leading, and growing companies at board and 'C' suite level combining strategic, business, investment and legal competencies.

Across his career Grant has owned, worked in, been the Board Director of, and consulted to, professional service firms in the arenas of property, franchising, risk, insurance, education, economic development, tourism, M&A, funds management, outsourcing and legal. Grant is currently a director of several companies. He is Executive Chairman of AF Legal Group Ltd (ASX:AFL), a Non-Executive Director of Oliver Hume Corporation, leading wealth manager Forefront Financial Services Pty Ltd and the Central Queensland Primary Health Network.





# PATRONS AND HONOURS

## Vale

Surf Life Saving Queensland offers its deepest respect and sympathy to the friends and family of members who have passed away this year. In particular, condolences are extended to the loved ones of our Life Member John Menico OAM who passed away during the 2020/21 season. John gained his Bronze Medallion in 1947 and dedicating 74 years of service to the organisation. John is a Life Member of Cairns SLSC, Forrest Beach SLSC and Ellis Beach SLSC.

## Australian Honours

Awarded Queen's Birthday 2021:

Mr Ken Clark OAM from Pacific Surf Life Saving Club – Awarded a Medal (OAM) in the General Division for service to surf lifesaving and to the community.

Mr Alistair McCooke OAM from Coolangatta Surf Life Saving Club – Awarded a Medal (OAM) in the General Division for service to surf lifesaving.

## Life Members 2019/20

Congratulations are extended to Ken Clark OAM, Charles Melloy, John Thorpe and Melinda Jackson who were awarded Life Membership of SLSQ at the Annual General Meeting on October 30, 2020 at Broadbeach Surf Life Saving Club.

A full list of SLSQ's Life Members can be found on page 23.

## Patron

His Excellency the Governor of Queensland, the Honourable Paul de Jersey AC.

## Vice Patrons

Hon Anastacia Palaszczuk MP

Hon Dr Steven Miles MP

Hon Yvette D'Ath

Hon Craig Crawford MP

Hon Mick de Brenni

Hon Cameron Dick MP

Hon Leeanne Enoch MP

Hon Di Farmer MP

Hon Grace Grace MP

Hon Mark Ryan MP

Hon Curtis Pitt MP

Hon Leanne Linard

Hon Stirling Hinchcliffe

Hon Peter Dutton MP

Hon Dan Teham MP

Lord Mayor Adrian Schrinner

Dr Jim Chalmers MP

Mr Stephen Bennett MP

Mr Michael Hart MP

Ms Fiona Simpson MP

Mr David Crisafulli MP

Ms Roslyn Bates MP

Ms Amanda Camm MP

Ms Laura Gerber MP

Mr John-Paul Langroek MP

Ms Anne Leahy MP

Mr Dale Last MP

Mr Samuel O'Connor MP

Mr Brent Mickelberg MP

Dr Christian Rowan MP

Cr Matt Burnett

Cr Jack Dempsey

Cr Glen Hartwig

Cr Jenny Hill

Cr Peter Flannery

Cr Mark Jamieson

Cr Raymon Jayo

Cr Bill Ludwig

Cr Bob Manning

Cr Karen Williams

Cr Greg Williamson

Commissioner Katarina Carroll APM

Mr Greg Leach

Ms Jessica Mellor

Mr Bruce Watson

Mr Daniel Gschwind



## Surf Life Saving Clubs

### NORTH QUEENSLAND BRANCH

Port Douglas  
Ellis Beach  
Cairns  
Etty Bay  
Mission Beach

### NORTH BARRIER BRANCH

Forrest Beach  
Arcadian  
Townsville Picnic Bay  
Ayr  
Eimeo  
Mackay  
Sarina

### WIDE BAY CAPRICORN BRANCH

Yeppoon  
Emu Park  
Tannum Sands  
Agnes Water  
Moore Park  
Bundaberg  
Elliott Heads  
Hervey Bay

### SUNSHINE COAST BRANCH

Rainbow Beach  
Noosa Heads  
Sunshine Beach  
Coolum Beach  
Marcoola  
Mudjimba  
Maroochydore  
Alexandra Headland  
Mooloolaba  
Kawana Waters  
Dicky Beach  
Metropolitan Caloundra  
Bribie Island  
Redcliffe Peninsula

### SOUTH COAST BRANCH

Point Lookout  
Coochiemudlo Island  
Southport  
Surfers Paradise  
Northcliffe  
Broadbeach  
Kurrawa  
Mermaid Beach  
Nobbys Beach  
Miami Beach  
North Burleigh  
Burleigh Heads Mowbray Park

### POINT DANGER BRANCH

Tallebudgera  
Pacific  
Palm Beach  
Currumbin  
Tugun  
Bilinga  
North Kirra  
Kirra  
Coolangatta  
Tweed Heads & Coolangatta  
Rainbow Bay

## Operations Support

Westpac Lifesaver Rescue Helicopter Service  
Westpac Lifesaver Rescue Drone Program  
Rescue Water Craft Service  
State Operations and Communications Centre  
Duty Officer Program  
Coastalwatch Cameras  
Brisbane Lifesaving Service  
Emergency Response Groups  
Gold Coast Dawn and Dusk Patrols

### AUSTRALIAN LIFEGUARD SERVICE SERVICING:

Bundaberg Regional Council  
Burdekin Shire Council  
Cassowary Coast Regional Council  
Cairns Regional Council Council of the City of Gold Coast  
Fraser Coast Regional Council  
Gladstone Regional Council  
Gympie Regional Council  
Hinchinbrook Shire Council  
Mackay Regional Council  
Moreton Bay Regional Council  
Redland City Council  
Rockhampton Regional Council  
South Bank Corporation  
Sunshine Coast Council  
Townsville City Council  
Whitsunday Regional Council

### REGISTERED OFFICE OF SLSQ

Surf Rescue House  
18 Manning Street, South Brisbane,  
Queensland 4101

### Notice of SLSQ Annual General Meeting

The 2020/21 Annual Report will be presented at the 91st Annual General Meeting of Surf Life Saving Queensland, to be held on Friday 24th September, 2021 at 6pm, Burleigh Heads Mowbray Park Surf Life Saving Club.



## PRESIDENT'S REPORT

On 26 January this year, at Tallebudgera Beach, seven people were able to return home to their loved ones because of the heroic actions of our dedicated lifesavers.

Approximately 100 metres south of the rock wall at Tallebudgera, five people found themselves in trouble in a dangerous rip. Thanks to the quick thinking of our lifesavers, the IRB and Waverunner 3 were launched to assist them. Moments later two other swimmers were caught in the same rip and needed saving.

One of the swimmers lost consciousness and required resuscitation - thankfully this person made a full recovery.

If not for the fast thinking and highly trained lifesavers from Tallebudgera SLSC and Pacific SLSC, as well as the Operational Support volunteers, there could have been mass casualties and a very tragic outcome.

With members like this, it is truly an honour and a privilege to serve as President of SLSQ.

This is just one example of the outstanding work Queensland lifesavers have carried out this season and I am proud of each and every volunteer who has once again given up their time to save lives.

Our 9,504 active patrolling members continue to protect the bathing public and beachgoers, and go above and beyond in their service. They take time out of their busy lives to train, up-skill and give back to the community. Our lifesavers cover beach patrols, jet ski patrols, surfcom duties, and the list goes on. This is what our organisation is all about and I have no doubt that the Queensland community is richer because of our volunteers.

From the volunteers who cook BBQs for fundraising events to the members who take on leadership positions to help shape our organisation, and everything in between, I want to say THANK YOU! Without your support our iconic organisation wouldn't exist and your effort is truly valued.

The 2020/21 season had new and unique challenges with events having to be postponed or cancelled, but it has also provided opportunities for growth and innovation. While we were disappointed to see some surf sports carnivals cancelled, we were delighted to host one of the best State Championship events we have ever seen.

With a community atmosphere and renewed sense of passion, I was especially proud to see thousands of youth competitors at the 2021 Youth State Championships. The three day event brought together some very talented up and coming competitors in a variety of events, including the Matt Barclay U15 Ironman event. Matt Barclay was an extraordinary young man and will forever be in the hearts and minds of all lifesavers.

This season we will build on the new technology trialed last year and continue to work with stakeholders to improve our lifesaving capabilities. With positive results from drones and shark detecting technology, I'm excited for the future of SLSQ.

The SLSQ team has once again gone above and beyond to continue to grow and develop our organisation. I would like to thank the staff for their hard work and acknowledge that many of them also spend their time volunteering on the weekends at a club level.

Under the leadership of the State Council and the Board, SLSQ continues to strengthen its position as the peak body in coastal aquatic safety in Queensland. Thank you to all members who have served in these positions and I would especially like to acknowledge those who are moving on this year. Ken Hunter (Point Danger Branch), Leigh Schuch (Wide Bay Capricorn Branch) and Gary Morgan (North Barrier Branch) have shown outstanding leadership as State Councillors and I appreciate the significant contribution they have made to SLSQ.

I would also like to acknowledge Tanya O'Shea and Ally Muller who have served on the SLSQ Board and been instrumental in shaping the strategic direction of our organisation.

A highlight this year for SLSQ was our renewed partnership with the Queensland Government through a new four year Queensland Fire and Emergency Services Agreement. SLSQ will receive \$30 million over four years to continue to improve our lifesaving capabilities and protect beachgoers. This is on top of a \$6 million State Facilities Infrastructure Fund that will support some of our lifesaving facilities across the state.

As we look toward the 2021/22 season, I want to thank our sponsors, all levels of government and the community who continue to support our lifesavers. It is no secret that saving lives can be expensive and without this support our organisation wouldn't have the equipment it needed to save 2,704 lives during the 2020/21 season.

SLSQ is an iconic organisation but it is our 34,474 current members that make it exceptional. A wise man once told me "...at the end of the day, it all comes down to the two sticks in the sand". As you fly those red and yellow flags next season, remember that you are part of something great and be proud of your service.

Mark Fife OAM  
President





## CEO'S REPORT

2020/21 realised significant advancement of our organisation in line with our Strategic Plan 2020-2025. We modernised and became a company (limited by guarantee); advanced our constitution and by-laws while maintaining our not for profit status after being an association for more than 90 years. Corporate governance, risk management and transparency are now truly embedded as the foundation of our new operating framework.

To our 34,474 volunteers, our State Committees and Panels, we are deeply indebted to you for achieving our mission during the year – to save lives.

With 2,704 lives saved and 717,431 preventable actions, against a backdrop of COVID-19 disruption, you are the sole reason of our existence and the reason why many people get to go home to their loved ones after a day at the beach. We will continue to resource you effectively and assure that every decision we make is with the volunteers at the centre.

With that said, during the year we were very proud to announce a new multi-year agreement of \$30 million with Queensland Fire and Emergency Services and the Queensland State Government. It is the largest we have ever received and so deeply needed. In addition, we also received a two-year \$6 million State Facilities Grant taking our funding announcements to \$36 million for the year. We thank the State Government for their continued support, as they know, like we do, that without this vital funding and our volunteers, services would not be possible on our beaches.

As CEO of this inspiring organisation, in addition to the many volunteers that give up extraordinary hours off the beach, we could not have advanced or achieved our goals for the year without the stewardship of our Board. I thank President Mark Fife OAM for his leadership and drive and all Board members for dedicating their time to all of our sub committees and projects to drive and achieve our strategic objectives. I also pass on my thanks to all of our State Officers, committee and panel members for their service and dedication.

I also thank our 565 professional staff across Lifeguarding, Aviation, Training, Administration, Sport, Lifesaving, Membership, Community, Media and Marketing, Business Services and People and Culture. It is with you and our leadership team we were able to achieve some of the following highlights for SLSQ for the year:

- A 50% increase across four years for Lifesaving funding – the new QFES and Facilities Grant;
- Flexible working arrangements and our response to COVID-19 both on and off the beach;
- The merger with our new drone technology partner and JV through the Ripper Corporation;
- The two-year extension of our Police Air contract to 2024;
- The strong financial turnaround of our Cairns Supporters Club and its continued growth;

- The appointment of our own investment manager and the ongoing encouraging results we are experiencing;
- Our brand refresh and sponsorship review now starting to yield results; and
- Our record financial result for the year allowing us to invest back into lifesaving and our mission – To Save Lives.

I am deeply indebted to Adam Weir – CEO Surf Life Saving Australia and all other state CEO's that came together weekly during the pandemic for your stewardship, advice and support. We truly know that in difficult times, the Federation comes together and rises to the challenge. We faced these and many more challenges together.

I wish to acknowledge retiring Branch President's Leigh Schuch and Gary Morgan for their many years of service to the State. To our Branch Councillors: I am excited about our future and what we can achieve together, and as I stated at our most recent meeting, we move forward together and bravely. I am humbled by your knowledge and sacrifice, and I know that we have some challenges ahead. However, that leadership, being present, communication and engagement is the path to greater success. With that said, I would like to finish by acknowledging retiring Point Danger Branch President Ken Hunter. Ken, you have been a pillar of our values (Leadership, Respect, Trust, Community, Safety and Teamwork) and you have forged instrumental change within our organisation that will continue on.

Stay safe and see you on the beaches, between the red and yellow flags, this summer.

Yours in Lifesaving,

**Dave Whimpey**  
Chief Executive Officer



**295,841**  
Volunteer Patrol Hours



**145,644**  
Engaged by Community  
Engagement Programs



**18**  
Surf Women  
of the Year







# OPERATIONS REPORT

If progress lies not in enhancing what is, but in advancing toward what will be, our operations team are well positioned to execute the projects planned and collaborations created in 2021 for 2022.

I am proud to report that in October 2020 our partnership with Queensland Fire and Emergency Services was further secured with a four-year commitment worth \$30 million to SLSQ for the delivery of frontline services and public safety initiatives by our lifesavers. The shared alignment of goals between these two great organisations, who have been working in partnership together for years, will see positive outcomes reached for our communities over the next three years.

Our members passion and commitment are a large part of the success of operations and services on the beach. While my team and I were out on the beaches this year listening to lifesavers and asking about their experience, the message of enabling the futures of our clubs through accessible training, tools to do the job and pride in service to the community was clear and heartfelt.

Behind the scenes to support the frontline, LIMSOC was upgraded, with individualised sign on delivered now included in the service, enable wide area wireless capability, improved camera and mobile asset tracking technology and the ability to support connection with other emergency services piloted.

Further advancements on the frontline continued with a Memorandum of Understanding signed with City of Gold Coast for spontaneous volunteer's management in disaster management. This resulted in some of our members having the opportunity to be integrated in SAREX (Search and Rescue Exercise) training.

Our team also celebrated 10 years of the Brisbane Lifesaving Service in July. The service was created so that people from the Brisbane area could provide lifesaving support to clubs across south east Queensland.

On the frontline it has been a challenging year for all our lifesavers with 20 fatalities and many major incidents. Our hearts and thoughts are with the loved ones of those lost. Whilst this is felt deeply for all our frontline teams, the responses to incidents highlighted the capacity of our members to respond and execute lengthy search operations in partnership with other services. In 2020/21 our volunteer surf lifesavers rescued 833 swimmers in distress.

In the regions, some of the highlights included the remediation of the operations support base at Muriel Henchman Park on the Gold Coast was completed; a joint off-season training at Tinaroo Dam for the North Queensland Branch took place in February, and we had the Tropic Chopper Tour, which visited six locations across the Queensland coastline.

This year SLSQ drone operations took a huge leap forward in partnership with the Department of Agriculture and Fisheries by launching a pilot program to track, record and identify marine activity for the SharkSmart program. Beach locations included Burleigh Heads, Southport, North Stradbroke Island, Alexandra Heads, Coolumb, Alma Bay and Palm Cove. We had overwhelming public support for the program and believe it has boosted beachgoers' confidence. The drones will play an exciting role in the future as we work with Ripper Group and continue to innovate

the tools and resources available to members in our operations for saving lives.

Our continued reputation for best practice led to many opportunities for advocacy for the SLSQ team including the release of the Coast Safe report, contributions to the National Water Safety Strategy 2030, providing advice to scientific working groups, panel contribution to the first state of volunteering report for Queensland and engaged actively to promote lifesaving at a local and state level.

In 2020/21 we introduced the innovated MEAL (Membership, Education, Admin, Lifesaving) program in North Queensland and North Barrier Branches. The forum covers all aspects of club life and focused on collaboration, quality and knowledge sharing.

Around the regions sustainable, fit for purpose facilities remain a focus, SLSQ successfully acquired a lease over a site designated for lifesaving use at Bokarina Beach, an exciting opportunity for our members. Moore Park SLSC has secured funding to rebuild its club house after many years of seeking funding to address issues caused by cyclone damage. The new facility will allow the club to grow and engage with the local community. In North Barrier SLSQ purchased a building for the region with the official opening planned before close of 2021, providing members an asset for the future and a great space to engage and be profiled in one of Queensland's largest regional centres, Townsville.

The Community Awareness team have had a pivotal year of change. The team have experienced expansion in every program; moved to paperless sign-on and new ways to audit and report. The team met and delivered goals in all areas, growing Little Lifesavers participation by close to 200%, launched a highly successful Seniors program on the Sunshine Coast, which will be shared with the rest of Queensland and aligned the water safe schools' program to the Queensland Education Department curriculum. In July following a tragedy in Bamaga in North Queensland, the team were contacted by QFES and have developed a bespoke Beach to Cape program to be delivered in future to help build understanding of water safety in far north Queensland communities.

As a leader, it is exciting to see our strategic plan in action and coming to life through each of you in the extension of thinking, collaboration, advancement and growth of capability in the front line. While COVID-19 continues to have an impact, the resilience of our volunteers and leadership of Board, Council, Panel Chairs, Committee members and Patrol Captains ensures this is minimised and the future is firmly in our focus

While the list of achievements of the year is long, I know I am not alone when speaking for our team that the 2,704 lives saved were due to the vigilance and service of our members, is the single biggest achievement. Looking forward to standing between the flags on patrol in 2022 as **WE SAVE LIVES AS ONE**

Kaitlyn Akers

General Manager – Operations



## COMMERCIAL REPORT

In my role of General Manager- Commercial I manage three key commercial areas of the organisation which include Education (First Aid, CPR and TAE courses), the Lifeguard service and the Westpac Lifesaver Rescue Helicopter Service.

### **AUSTRALIAN LIFESAVING ACADEMY QUEENSLAND (ALAQ)**

In 2020/21 ALAQ passed our audit from Australian Skills Quality Authority, the regulators for Registered Training Organisations (RTOs), which was a huge achievement for our team.

We also upgraded the units of competency for emergency care, which required a re-write for all assessment materials.

COVID-19 had a continued effect on the way we deliver our training but we modified to suit the relevant legislation.

We advanced our delivery of Cert IV in Training and Assessment via a blended delivery using online options and have experienced a record number of registrations to study.

### **AUSTRALIAN LIFEGUARD SERVICE QUEENSLAND**

Thank you to all of our fantastic lifeguards who have kept our beaches safe this year. SLSQ lifeguards patrol at 84 locations across the Queensland coastline.

A big achievement this past year was 10 of our lifeguards obtaining their drone pilot licence, taking the total to 28 lifeguards across Queensland. This is a huge advancement for the delivery of our service.

We were proud to have thirteen lifeguards receive a national medal from the Prime Ministers' office for service greater than 15 years. Well done to all.

In the 2020/21 season, we underwent a restructure on the Sunshine Coast/Noosa area and appointed Anthony King as Chief Lifeguard – Sunshine Coast with two supervisors, Trent Robinson and Rhys Drury. Greg Cahill position was renamed from Chief Lifeguard to Head of Lifeguard Operations.

### **WESTPAC LIFESAVER RESCUE HELICOPTER SERVICE**

We secured a new EC-135 Helicopter which has become Lifesaver 46 based on the Sunshine Coast. This matches the existing EC-135 based Lifesaver 45 based out of Carrara.

In June 2021, the new helicopter ventured across the Queensland coastline on the Tropic Chopper Tour visiting six regional centres including Bundaberg, Yeppoon, Mackay, Townsville, Cairns and Port Douglas. The schools and community in these regions appreciated seeing the helicopter in person and meeting the pilots and crew.

Throughout the year we were also granted a certificate of approval to allow us to deliver pilot training, known as a Part 141, in our twin-engine helicopters, which enables us to continue training our current group of pilots.

As part of our continual improvement, we have hired an engineer who is the HAAMC (Head of Aircraft Airworthiness Maintenance Controller) Karl Olsen. Karl has had experience working on our helicopters previously as a contractor to our engineers.

### **COMING UP...**

We are in the process of rebranding ALAQ to Education – Courses and Training. Keep an eye out for exciting updates in this space.

**Ken Clark OAM**

General Manager – Commercial






**1,600**

Kilometres travelled by Westpac Lifesaver Rescue Helicopter Service for the Tropic Chopper Tour



**54,501**

Units of Competency issued by the RTO



**84**

Beaches patrolled by SLSQ Lifeguards





# 110 MILLION



People reached in  
the SLSQ Summer  
Safety Campaign



# 182,000

Live stream views  
of the 2021 State  
Championships



# \$388,000

Raised in SOS Week







# MEDIA AND MARKETING REPORT

Surf Life Saving Queensland's media, marketing and fundraising initiatives have been advanced in 2020/21 thanks to key projects.

## **SOCIAL MEDIA AND MEMBER COMMUNICATIONS**

The introduction of Local Legends and more member focused content has been hugely successful in highlighting the achievements of our volunteers. This has resulted in 23% growth in followers and a 96% increase in engagement across SLSQ's social media. The introduction of Member Mail (a weekly email update to members on all circulars and key information from the week) has also seen member engagement increase.

## **SUMMER SAFETY CAMPAIGN**

In keeping with the theme of advancement, SLSQ partnered with the Queensland Maroons to implement a robust Summer Safety campaign that included the use of talent (Wally Lewis, Gordon Tallis, Trevor Gillmeister and Kevin Walters), targeted digital promotion, and a comprehensive advertising schedule. The campaign tagline, "she'll be right, won't save your life" resonated with both our members and the public alike. The script, production of the TVC and development of the creative were all managed by the SLSQ Marketing/Media team and targeted the key demographic of males 50 years and over. This campaign enabled SLSQ to build a significant public database with 7,000 people signing up to our EDM's for beach safety updates.

## **STATE CHAMPIONSHIPS 2021**

In keeping in line with the implementation of the Surf Sports Strategy, the State Championships 2021 were launched with a rebranded, vibrant and fresh look alongside the tagline "The glory days are back". The marketing and sports teams worked hard to enhance the experience at the State Champs, implementing a Festival Zone with rides, market stalls, live music and roving entertainers.

The team also oversaw six days of live streaming. For the Youth event the live stream had a total of 94,000 views and for our Seniors and Masters secured 88,000 total views, a testament to the interest in the events. From a media perspective, there were 618 stories mentioning State Championships across Queensland.

The State Championships were also back on free to air TV for the first time in many years. SLSQ secured a 2-hour finals package on national TV that put the SLSQ brand back on a national stage. Our SBS coverage had a cumulative reach audience of 165,727.

## **SURF WOMAN OF THE YEAR**

The Surf Woman of the Year program advanced from "Surf Girl" to Surf Woman in 2020/21. Following the rebrand late last year, it was pleasing to see entrants increased from 8 in 19/20 to 18 in 20/21. The program has evolved to have a much stronger focus on professional development, mentoring and relationship building. Feedback from this year will be implemented to ensure the program is even in 21/22.

## **SOS WEEK 2020**

The team were proud to surpass last year's fundraising total (30% increase for clubs, 49% increase for corporates) in the midst of COVID-19. The implementation of workshops to teach marketing and fundraising tactics and the introduction of Raisely to assist the clubs to fundraise online were particularly valuable initiatives that contributed to this positive result.

## **MERCHANDISE STORE**

An online merchandise store was launched just in time for Christmas. This merchandise not only offers a great gift option for our members but also creates brand awareness and funding for our organisation.

## **PARTNERSHIPS**

Surf Life Saving Queensland was delighted to retain long-standing relationships with Westpac, DHL, Queensland Health and The Star Gold Coast. In 2020/21 we welcomed new national partners Ampol and Isuzu and in Queensland FINZ, Sharkskin, Diageo and Kumon. We also built charity and fundraising partnerships with Magic Millions, XXXX and Cooly Rocks On.

Moving forward we look forward to exploring further partnership opportunities to allow us to expand on our surf safety, educational, sporting and fundraising initiatives.

To view a full list of SLSQ's partners, please refer to page 83.

**Katie Churchill**

General Manager – Media and Marketing



# MEMBERSHIP AND SPORT **REPORT**

In 2020/21 our Membership and Sport team continued to work through a year of interruptions. I was really proud with their ability to adapt and change to operate in the new COVID environment and both departments were still able to deliver great results.

Whilst we noticed a slight decline in our active patrolling members, our Nipper numbers and overall membership grew by 1% YOY. Our overall number reaching a new record of 34,474.

Education is central to the success of our clubs and members as the emergency managers of our beaches. The enormous undertaking in educating our members is underpinned by the dedication and passion of our volunteer trainers, assessors and facilitators. These individuals have not only contributed countless hours to the teaching of fellow members in essential lifesaving skills but also to continued personal and professional development within the scope of our RTO.

Our sport team did an incredible job to work with Queensland Health to put together the Aquatic Industry Plan for all our water sports. This effectively allowed SLSQ to deliver a full calendar of sport in 2020/2021.

## MEMBERSHIP

- Membership, Marketing and the Meritorious Committee should be commended for the way they moved the Awards of Excellence online in an SLSQ first. This ensured we were still able to continue to celebrate our members for their outstanding achievements and contribution for the season.
- Sustainability Project continues to evolve with two sub projects completed.
- We updated and refined our policies and procedures down to 89 and uploaded them to a central portal on the SLSQ App for clubs to reference easily.
- We saw the implementation of our Learning Management system during 2020/21. Members can now access 45 'etrainu' courses focused on professional learning and development.

## MEMBER EDUCATION

- A robust program is in place to overview the thousands of active members skills maintenance assessments and nipper competencies. These essential activities are achieved through the assistance of Endorsed Delegates and Junior Activity Accreditation Officers.

- In totality 18211 member education awards were processed in season 2020/21 including 1,301 new Bronze Medallion holders and 9,350 nipper age awards.
- In line with legislation changes with Child Youth Risk Management Strategy (CYRMS) a review of our policies and procedures has been completed and a new CYRMS training for Bluecard holders will be released ahead of the upcoming season.
- SLSQ has been working with National Association for Prevention of Child abuse and Neglect (NAPCAN) to provide training to staff from the Board down and out to volunteers holding key committee positions.
- Our Peer Support program was redeveloped with new training and promotional materials to better protect the mental health of our valued lifesaving volunteers.

## SPORT

- We unveiled our 2021-23 sport strategy developed in conjunction with key sports stakeholders including the Sports Committee, Officials, Coaches, Branches, SLSQ Board Members and staff.
- We dodged inclement weather and COVID outbreaks to execute one of our biggest Queensland State Championships to date over two weekends, three venues, six days of competition and 3000+ competitors.
- The State Championships included an event rebrand, tagline, new Festival Zone, improved event overlay and a live stream (182,000 views) and Broadcast on SBS (165,000 views).
- We trialed Live Heats technology at the Boardriding and the Queensland State Championship events with resounding success. 13,000 individual users joined the platform with almost 500,000 page views of the event. We will continue to challenge our manual processes and push to find technology-based solutions.
- Initial planning and preparation around the 2024 World Championships on the Gold Coast has commenced. A Local Organising Committee is now in place and consultation and formal meetings with International Lifesaving Federation have started.

2021 is already shaping up to be another exciting year.

**Simone Haugh**

General Manager – Membership and Sport





**34,474**

Members



**5,768**

Total views of the  
Awards of Excellence




**500,000**


Views on Live Heats





 **5%**  
Increase in staff  
engagement



 **500+**  
SLSQ employees  
across Queensland

 **11**  
Offices across  
Queensland







## PEOPLE AND CULTURE **REPORT**

Surf Life Saving Queensland is a diverse organisation which has more than 500 employees within major cities and regional centres across the State. Our employees range from lifeguards, pilots, operations, media, marketing, community awareness, lifesaving, sport, finance, administration, education, people & culture and membership.

Modernisation and advancement is at the core of what we do and assists in uniting the organisation. We work within a cultural environment which continues to evolve and grow, in addition to navigating through the changing political, social, technological and economic climate, all of which has a knock-on effect to the people element of our organisation.

Pleasingly, this year in our Engagement Survey, we achieved an increase on our 2019 engagement score from 66% up to 71%. We are actively tracking toward our goal of 80%.

The implementation of technology in the form of Culture Amp and Employment Hero is key to advancing the People & Culture and Payroll function for our 500+ employees. Employment Hero will offer a new payroll and Human Resources Information System resulting in streamlined processes, providing clarity around employee information while ensuring security and confidentiality of our employee information.

The introduction of Culture Amp to collect information relating to Employee Engagement has allowed us to ask more pertinent questions relating to engagement and provides a structure where deep analysis of acquired data is possible.

A focus on Diversity and Inclusion has taken shape through the creation of a Diversity and Inclusion statement, which will inform part of our culture, through thinking about “who we are” and allowing us to further shape our identity at SLSQ.

As always, ensuring compliance with the ever-changing industrial relations landscape is a core requirement within People & Culture. This year, we renegotiated our Enterprise Agreement, allowing us to further advance and offer the employees of the Lifeguard Service entitlements which not only fit their day-to-day operational requirements, but also allow a focus into future wellbeing to ensure career longevity.

Lastly, the introduction of Employee of the Month awards has been key to recognising the incredible efforts of our staff and more importantly, how we knit together as a team to achieve great things and keep our organisation on the beaches, in the skies and more importantly, saving lives.

### Crystal Evans

General Manager – People and Culture



# BUSINESS SERVICES **REPORT**

## FINANCIAL SERVICES

A number of projects were delivered during the year to streamline and improve upon transactional processes and systems. There has been a strong focus on technology with the accounting system being migrated into the Cloud; the accounting system being upgraded and dashboard reporting being implemented. Late in the year Expense Manager and EFTsure software was implemented going into early FY22, providing automation and workflow managed processes for all expense and procurement activities.

There continues to be a focus on cost management and to deliver an 'efficiency dividend' which has realised savings and efficiencies with the new Auditor and IT service provider.

An expanded investment structure was established under Wilsons Advisory the new investment manager, with SLSQ realising significant return on investment in FY21.

## RISK MANAGEMENT

The SLSQ Operations Risk function supports our business to manage and effectively mitigate risk and critical safety hazards.

The ability to effectively identify and manage risk is a vital element to our business success. Risk management takes place in many different forms and processes, from beach to Boardroom, and all other aspects of our operations.

## KEY ACHIEVEMENTS:

- Risk Management – enhanced the profile and importance of risk organisationally by developing understanding and visibility through staff and volunteer engagement, implementing escalation models and improving risk reporting systems at all levels.
- Safety Management – identification and addressing of critical risk and safety hazards across both professional and volunteer personnel through the provision of professional guidance from COVID-19, to event and sport management.

- Assurance Management – undertook detailed analysis of SLSQ systems, processes and people functions through reviews and audits of; the operations quality system, the insurance portfolio and specific Club activities such as the provision of accommodation services to measure and improve our compliance to standards and regulation.

## DEVELOPMENTS AND INITIATIVES

- Re-investment of capital into growth assets to maximise returns and deliver new income streams in support of life saving activities.
- Improvements in internal reporting and variance analysis to better inform re-forecasting initiatives.
- Roll out of key safety and risk management initiatives and training.
- Re-investment in technology to ensure all staff have the tools of trade they require to perform their roles.
- Re-alignment of strategic partners for audit services, aviation consulting, investment and information technology support and management.

## KEY FOCUS AREAS

- Supporting Clubs and Branches during COVID-19.
- Delivering to the needs of Lifesaving and providing financial oversight and support for our Volunteer Committee Structures.
- Tendering on commercial contracts aligned to strategic opportunities.

**David Nothard**

Chief Financial Officer



# CORPORATE GOVERNANCE

With a membership base of 34,474, SLSQ is one of the largest volunteer-based community organisations in Queensland. Control of SLSQ is vested in the Board of Directors which is accountable to the State Council which, in turn, represents the members.

## The role of the State Council

The State Council comprises the SLSQ President and the six Branch Presidents. As the voting members of SLSQ, its duties include electing the Board and Life Members, and approving changes to the constitution. Representing the interests of the six branches and, ultimately the clubs, the Council met on four occasions throughout the year.

## The role of the Board and Committees

SLSQ's Board and Committee structure is critical to ensuring volunteer representation in key decisions and strategic planning. The various committees outlined on page 22 are established by the Board to assist SLSQ in the operational management of the volunteers. Where necessary, the Board can establish special purpose committees and panels to oversee the management of projects, programs or other initiatives.

The primary function of the Board is to govern and provide leadership to SLSQ, members, affiliated branches and clubs in accordance with the aims and strategic objectives of SLSQ, its constitution, and the law. The Board is responsible for acting on all issues in accordance with SLSQ's objectives. It operates for the benefit of SLSQ, its members and the wider Queensland community.

## The role of Directors and management

SLSQ's CEO is tasked with managing the day-to-day business requirements of SLSQ, under the direction of the Board. The President is the nominated head of SLSQ and the SLSQ Board is responsible for the appointment of a CEO to manage and administer the organisation. The CEO is accountable to the Board and reports to the Board at each meeting. The CEO ensures the resolutions of the Board are properly and efficiently carried out, and transacts all business of SLSQ between Board meetings and general meetings of the Council.

## Board Composition

SLSQ's Board comprises the President, the Deputy President, the Director of Finance, four Directors, up to two Independent Directors, the Company Secretary and the CEO, who is a non-voting member. A Director must be a member of SLSQ, and Independent Directors may or may not be individual members of SLSQ.

## Board Meetings and access to management

The Board meets as often as is deemed necessary in every calendar year for the dispatch of business. At any time, five Directors may ask the CEO to convene a meeting of the Board and, subject to SLSQ's Constitution, questions at any meeting are decided by a majority of votes by the Board of Directors.

## Code of Conduct

Nominees for Director positions are required to agree to SLSQ's 'Code of Conduct' for Directors. Candidates must sign their acceptance to comply with this code on their nomination form. The Code of Conduct is contained within the Directors' Handbook, which is provided to all Directors upon their election at the annual general meeting.

## Independence

At the commencement of each Board meeting, the Chair asks for Directors to declare conflicts of interest in any agenda items.

The Council may elect up to two Independent Directors each year. Nominees for these positions shall be endorsed and recommended to the Council by the Board.

## Independent Advice

SLSQ's Board and management are assisted in aspects of its operations with external advice.

Auditors BDO conduct an annual audit, providing the Board with independent assurance and advice on financial management matters.

Other consultants engaged by SLSQ in 2020/21 include:

- AccessEAP (Employee Welfare and Support)
- AEP Consulting (HR Consulting Services)
- Aviation Services (Aviation Operations)
- Beach & Surf Consulting Services (Media Services)
- Clubs Queensland (Licensed Club Operations)
- Community Sports Management (Government Liaison)
- Hall Computing Services (IT Services)
- Inner Circle Advisory Pty Ltd (Strategic Advisory)
- Lex Sportiva (Legal Services)
- Marsh (Insurance Advice and Services)
- McCullough Robertson Lawyers (Legal Services)
- MOQ digital (IT Services)

Meeting Attendance - 1 June 2020 - 30 June 2021		
Name	Position	Total
Mark Fife OAM	President	10/10
Michael White	Deputy President	8/10
Michael Kearney	Director Finance	10/10
Tom Sealy	Director	10/10
Brad Russell	Director	10/10
Tanya O'Shea	Director	10/10
Mark Wyer	Director	10/10
Allison Muller	Independent Director	10/10
Grant Dearlove	Independent Director	10/10
Dave Whimpey	CEO (NV)	10/10
David Nothard	Company Secretary	10/10



# COMMITTEES AND PANELS

## **SLSQ COUNCIL**

M. Fife OAM (President), R. Wynberg (NQ), G. Morgan (NB), L. Schuch (WBC), G. O'Brien (SSC), G. Hill ESM (SC), K. Hunter (PD)

## **SLSQ BOARD**

M. Fife OAM (President), M. White (Deputy President), M. Kearney, M. Wyer, T. O'Shea, B. Russell, T. Sealy, G. Dearlove, A. Muller

## **LIFESAVING COMMITTEE**

C. Swanton (Chair), J. Thomson, G. William, C. Pashalis, L. Messer, S. De Paula, E. Thomas, J. Clark, M. Fife, J. Donnelly, O. Thomas, A. McAuliffe, P. Lawlor

## **SURF SPORTS COMMITTEE**

C. Melloy (Chair), A. Rogers, J. Wells, C. Burchill, S. Della Bianca, M. Jackson, T. Carle, D. Abel, G. Williams, W. McLennan, C. Tuohy, D. Mathison, S. Dick, S. Hogben

## **ADMINISTRATION AND IT COMMITTEE**

K. Barnes (Chair), I. Kuderna-Schleifer, J. Johnstone, M. Bone, J. McDougal, T. Duncan, M. Schwabb, C. Edgar, R. Clark, B. Kelly, M. Gerry, S. Phillips, C. Fife, M. Burdett, C. Fildes

## **AUDIT, FINANCE AND COMPLIANCE COMMITTEE**

M. Kearney, B. Russell, D. Cahill, I. Barfoot, E. Moffatt, D. Whimpey

## **MEMBERSHIP SERVICES COMMITTEE**

R. Campbell (Chair), R. Fien, C. Fien, F. Grant, K. Phillips, S. Fien, A. Langenburg, Z. Henwood, E. Sprake, C. Taylor, J. Findlay

## **OFFICIALS AND ASSESSORS COMMITTEE**

C. Melloy (Chair), C. Swanton, S. Della Bianca, J. Paskin, M. Buttrum, B. Henshaw, R. Griffiths, A. Seeney, S. Crichton, D. Mathison, J. Hamrey, C. Burchill

## **HELICOPTER OPERATIONS PANEL**

K. Clark (Chair), P. Gibson, D. O'Brien, E. Bates, L. van Luyn, A. McNeilly, J. Thomson, C. Swanton, N. Banner (Sec)

## **IRB COMPETITION PANEL**

C. Touhy (Chair), S. Urban, C. Fife, S. Stephenson, A. McAuliffe, D. Homer (Sec)

## **STATE JUDICIARY COMMITTEE**

D. Boulton OAM, R. Bartlett, S. Crichton, R. Whitmore OAM, C. Melloy

## **JUNIOR ACTIVITIES PANEL**

R. Fien (Chair), J. Jones, J. Moloney, J. Lester, R. Campbell, D. Love, G. Kinneally, S. Davis (Sec)

## **LIFE MEMBERS AND CIVIL HONOURS PANEL**

M. Fife OAM (Chair), N. Kelk OAM, S. Neil OAM, R. Whitmore OAM, W. Massey, R. Bartlett

## **LIFEGUARD ADVISORY PANEL**

G. Cahill (Chair), J. March, R. Blanchard, J. Davis, C. Lovitt, A. King, R. Drury, T. Robinson, M. Scullen, T. Wilson, P. Lawlor, C. Swanton, B. Zimmer (Sec)

## **EDUCATION PANEL**

J. Donnelly (Chair), A. Grant, G. Gage, K. Glithero, K. Burke, E. Thomas, D. Baldwin, M. Fife, M. Gerry, M. Dwyer

## **OPERATIONS SUPPORT PANEL**

J. Thomson (Chair), E. Bates, G. Long, G. Sharry, D. Horton, N. Fife, R. Mitchell, J. McNeil (Sec)

## **LIFESAVING IRB ADVISORY PANEL**

A. McAuliffe (Chair), J. Kinneally, T. Burgess, C. Fife, C. Tuohy (IRB Competition Advisor), P. Lawlor (Sec)

## **MERITORIOUS AWARDS AND LIFESAVING SELECTION PANEL**

R. Campbell (Chair), C. Melloy, C. Swanton, T. Sealy, J. Palmer, K. Phillips, S. Davis (Sec)

## **R&R COMPETITION PANEL**

Not Appointed

## **OFFICIALS ADVISORY PANEL**

D. Mathison (Chair), F. Grant, G. Miller, W. Massey, S. Della Bianca, G. Rice, J. Hamrey

## **SPORT SELECTION PANEL**

A. Moore, C. Law, R. Fien, D. Homer (Sec)



# SLSQ LIFE MEMBERS

Andrews Scott  
 \*Andrews Garth OAM  
 \*Avery E.  
 \*Barlow John  
 Bartlett Ross  
 \*Berigan Pierce OAM  
 \*Betts John  
 Bird Kenneth OAM  
 \*Bird Douglas  
 \*Blackman R.  
 Bostock Kenneth  
 Boulton Douglas OAM  
 Bragg Darrin  
 Broadhurst\* William  
 \*Brockhurst D  
 Brumley Robert  
 Buhk Lorraine OAM  
 \*Bullpitt Noel MBE  
 Burchill Donald OAM  
 Burke Francis  
 \*Burrell Robert  
 Butler Reginald OAM  
 Buttrum Michael  
 Byrnes Scott OAM  
 \*Church J  
 Clark Kenneth OAM  
 \*Claybourn Michael OAM  
 Clyde Michael  
 \*Collins Kerry  
 Connell Peter  
 Coomber Lyn  
 \*Coomber Brian  
 \*Costa Stan  
 Couper Jean  
 \*Cramond Teresa AO, OBE  
 Crevola David  
 Crichton Sharon  
 Crichton Barrie OAM  
 \*Daley W.  
 \*Darwen W  
 \*Davidson Ronald OAM  
 \*Dearlove Jack MBE  
 Devlin Ralph AM QC  
 \*Doig Victor OAM  
 \*Donaldson A  
 Dunn Kevin  
 Eldridge Theo  
 \*Englert Clarrie  
 Fenner Peter AM  
 Fien Raymond  
 Fife Marcia  
 Fife Mark OAM  
 \*Findlater Ronald  
 \*Foreman Donald  
 \*Frizzell Andrew OBE, OAM  
 Galea John  
 \*Gear Robert AM  
 \*Gordon Jack

Grant Ian OAM  
 \*Gray John  
 Grell Francis  
 Griffiths Alan  
 Griffiths Roger  
 Guilfoyle Brian  
 \*Halpin Ronald  
 \*Harding Ronald OAM  
 \*Hargrave  
 \*Harris William  
 \*Hart Kenneth  
 Hayes John  
 Heywood Noel OBE  
 Holden Shirley  
 \*Holden Robert  
 \*Honey Cec  
 \*Hoskins Kevin OAM  
 \*Howland Norman OAM  
 \*Howlett William  
 Hoyland Daniel OAM  
 Imrie Terrence OAM  
 Inwood Allan AM  
 Irvine Helen  
 \*Irvine David  
 Jackson Melinda  
 Jeanneret OAM Claude  
 \*Johnson Donald  
 \*Johnson S. MBE  
 \*Jones John OAM  
 Kelk Noel OAM  
 \*Kennedy Allan OAM  
 \*Klingner Maximillian OAM  
 Lennox Dorothy  
 Long Grahame  
 \*Lucas Peter  
 \*Madden Patrick  
 Mahon Michael  
 Marshall Peter  
 Massey Warren  
 Mathison Denis  
 \*McCarthy J.  
 \*McGrath H.  
 \*McKenzie Graham OAM  
 McLean ESM David  
 McLennan Wayne  
 \*McMaster John AM, DFC  
 McNeilly Andrew  
 \*McNeilly Malcolm MBE  
 \*McPherson Robert  
 Melloy Charles  
 \*Menico John OAM  
 Merry Glen AM  
 \*Mulcahy Maurice  
 \*Mullins Jim  
 Neil Collin OAM  
 Neil Susan OAM  
 \*Nicholson Archibald OAM  
 \*Nicklin G.

\*Nix H.  
 \*Nixon William OAM  
 \*Nixon Alan  
 \*O'Connell Kenneth  
 O'Connor Shane OAM  
 Ogilvie John OAM  
 \*Parkyn Arthur OAM  
 Paskin Jeffrey  
 \*Paterson John  
 Payne Florence  
 Pollard Ronald  
 \*Pratt Colin  
 \*Radel Gary  
 Rankin Ronald AM  
 \*Richards Charles  
 \*Roubin Philip  
 \*Sellars John  
 \*Silman Harold  
 Smith Christopher  
 \*Smith Earle AM  
 Sparkes Colin  
 \*Spencer J  
 \*Spender John OBE  
 Stevens Michael  
 \*Stewart John  
 Sunner John  
 \*Tallon Ronald OAM  
 Taylor John OAM  
 \*Taylor C.  
 \*Taylor Charles OAM  
 \*Taylor M  
 \*Terrell Gary  
 Thomas Ronald  
 Thorne Barrie  
 Thorpe John  
 \*Venning F. MBE  
 Walsh Beverley OAM  
 \*Webb Maurice OAM  
 \*Weimer Harry  
 \*White Peter  
 Whitmore Russell OAM  
 Whitty Peter  
 \*Wilcox Stanley OAM  
 \*Wilkes Benjamin  
 Williams Craig  
 \*Williams A  
 Williamson Brett OAM  
 Williamson John AM OStJ  
 \*Winders J. OBE  
 \*Winders S. MBE  
 \*Woodroffe N.  
 Wyeth Ross  
 Young Ian OAM  
 \*Zillman Ray

\*denotes deceased

# AWARD WINNERS

## 2020/21 Award Winners

### U14 Junior Surf Lifesaver of the Year

Tas Chamberlain  
Dickys Beach SLSC

### U18 Surf Lifesaver of the Year

Isabella Powell  
Alexandra Headland SLSC

### Junior Athlete of the Year

Milla Jansen  
Northcliffe SLSC

### Andy Frizzell OAM, OBE Award for Services to Junior Activities

Shaun Baker  
Noosa Heads SLSC

### Junior & Youth Development Club of the Year

Tallebudgera SLSC

### Community Education Program of the Year

Albatross Nippers  
Nobbys Beach SLSC

### Innovation Award

International Women's Day Patrol  
Point Danger Branch

### Innovation Award

PULSE- Advanced Lifesaving Program  
Sunshine Coast Branch

### Sports Rookie Coach of the Year

Taine Bishop  
Southport SLSC

### Sports Rookie Official of the Year

Ben Cahill  
Currumbin SLSC

### Sports Team Manager of the Year

Susan Walton  
Northcliffe SLSC

### Youth Athlete of the Year

Emma Woods  
Alexandra Headland SLSC

### Masters Athlete of the Year

Tiarne Smith  
Northcliffe SLSC

### Sports Team of the Year

U19 Male Surf Boat Crew  
Maroochydore Force  
Maroochydore SLSC

### Professional Coach of the Year

Kurt Wilson  
Currumbin SLSC

### Volunteer Coach of the Year

Melinda Jackson  
Northcliffe SLSC

### Ron 'Boppo' Tallon OAM Official of the Year

Kylie Innes  
Northcliffe SLSC

### President's Cup

Alexandra Headland SLSC

### Youth Surf Lifesaver of the Year

Dylan Chapman  
Miami Beach SLSC

### Lifeguard of the Year

Isaac Smith

### Trainer of the Year

Annabel Grant  
Cairns SLSC

### Assessor of the Year

Kenneth Clark OAM  
Pacific SLSC

### Peter Lacey Athlete of the Year

Georgia Miller  
Northcliffe SLSC

### Volunteer of the Year

Raymond Fien  
Currumbin SLSC

### Surf Lifesaver of the Year

Melinda Jackson  
Northcliffe SLSC

### Clive Hammond OAM Medal

Jennifer Jones  
Etty Bay

### Marsh Club of the Year

Marcoola SLSC

## 2021 Surf Woman of the Year

### Overall Winner

Eliza Dreves  
Metropolitan Caloundra SLSC

### Runner Up

Jessica Appel  
Coolum Beach SLSC

### Highest Fundraiser

Jessica Appel  
Coolum Beach SLSC

### Innovation Award

Claudia Fien  
Point Danger Branch

### Internship Recipient

Georgia Martin  
Elliot Heads SLSC

## Operations Support Awards

### Operations Support Person of the Year

Jeremy Sturges  
Mermaid Beach SLSC

### Surfcom Operators of the Year:

Gold Coast Surfcom- Operator of the Year  
Alexander Carroll

Sunshine Coast Surfcom- Operator of the Year  
Sonny Granger

### Duty Officers of the Year

Gold Coast Duty Officer of the Year  
Jake Wickert

Sunshine Coast Duty Officer of the Year  
Peter Aitken

### Operations Support Overall Winner Nominees

Gold Coast Operation Support Person of the Year

Jeremy Sturges  
Sunshine Coast Operation Support Person of the Year  
Doug Gould

### Rescue Water Craft Operators of the Year:

RWC Area 1- Operator of the Year  
Ivo Garofalo

RWC Area 3- Operator of the Year  
Elena Davis

RWC Area 4- Operator of the Year  
Michael Bache

RWC Area 5- Operator of the Year  
Ben Wilson

RWC Area 6- Operator of the Year  
Gary Jackson

RWC Area 8- Operator of the Year  
Fraser Pappin

RWC Area 12- Operator of the Year  
Brent England

RWC Area 14- Operator of the Year  
Matt Hayes

RWC Area 15- Operator of the Year  
Michael Leddy

RWC Area 16- Operator of the Year  
Matthew Baldock

RWC Area 17- Operator of the Year  
Reis Davis

RWC Area 18 - Operator of the Year  
Jacqui Cutts

RWC Area 19 - Operator of the Year  
Roger Aspinall

RWC Area 30 - Operator of the Year  
Awarded to all Operators

## Sports Club Champions

### 2020 Queensland IRB Championships

Kurrawa SLSC

### 2020 North Queensland Championships

Cairns SLSC

### 2020 Queensland Pool Rescue Championships

Northcliffe SLSC

### 2021 Queensland Surf Rescue Championships

Noosa Heads SLSC

### 2021 Board Riding Championships

Coolum SLSC

### 2021 Queensland Youth Surf Life Saving Championships

North Burleigh SLSC

### 2021 Queensland Senior Surf Life Saving Championships

Northcliffe SLSC

### 2021 Queensland Masters Surf Life Saving Championships

Kurrawa SLSC

## Clive Hammond OAM Silver Medals

Jennifer Jones  
North Queensland Branch

Kylee de Rooy  
North Barrier Branch

Andrew Eason  
Wide Bay Capricorn Branch

Terence Lowe  
Sunshine Coast Branch

Melinda Jackson  
South Coast Branch

Jared Clark  
Point Danger Branch



# LIFESAVING EXCELLENCE **AWARDS**

- Matthew, Bridget and Noah Lunn and Beau Hickey from Palm Beach for their exemplary efforts in performing resuscitation on unconscious man at Palm Beach on July 8, 2020
- Mooloolaba's Tim Barrett and Mudjimba's Guy Tanner for rescuing a mother and her two children from a rip at Mudjimba on August 6, 2020.
- Point Lookout's Michael Dawes and Matthew Whelan for rescuing two people in dangerous surf at South Gorge, Point Lookout, North Stradbroke Island on August 12, 2020.
- Tweed Heads Coolangatta's Jason Baker, Iain Rogers, Geoffrey Carlin and Kane Haley for rescuing the victim of a shark attack at Greenmount Beach on September 8, 2020.
- Agnes Water's Karen Wardlaw, Moore Park's Julie Davis and Lynne Messer, Lifeguard Ethan Murphy, Amelie Drouin, Richard Bensa, Harry Charalombays and Sophie Murdoch for their successful resuscitation of an adult man who collapsed at a triathlon event at Main Beach, Agnes Water on October 4, 2020.
- Northcliffe's Graham Adams, Sheldon Alcantara, Scott Bradford, David Bryant, Nick Tate and Matt Gunn for the successful resuscitation of an adult man who collapsed at Northcliffe Beach on October 25, 2020.
- Sunshine Coast lifeguards Billy Kneale, Jack Frey, Rene Gregory, Vittoria Farmer, James Cervi, William Gemmell, Steven Boyd, Jake Pannunzio, and Flynn Ross for the successful resuscitation of an adult man who collapsed at Noosa West on January 5, 2021.
- Wellington Point Lifeguard Hayley Robinson for the successful resuscitation of an adult man who collapsed in waters off Reserve Esplanade at Wellington Point on January 14, 2021.
- Tallebudgera and Pacific members and the Gold Coast Duty Officers for rescuing seven people from dangerous surf at Tallebudgera Beach on January 26, 2021.
- Point Lookout's Colt Graham for rescuing two swimmers caught in a flash rip in South Gorge, North Stradbroke Island on October 10, 2020.
- Mudjimba's Kaleb Taege and Rhys Connerty for rescuing five people who were swept out to sea at Mudjimba on October 17, 2020.
- Southport's Brianna Free, David Morgan, Caitlin McNamara, Clare Copsey, Jack Dwyer, Charlie Dwyer for rescuing two people in dangerous surf at Southport on December 20, 2020.
- Burleigh Heads' Taylah Birch and Sienna Pearce for rescuing two children swept out to sea at Burleigh Heads on January 14, 2021.
- Sunshine Coast Lifeguards Scott Rigby, Campbell Guthrie and Brett Williams for the successful resuscitation of an adult man who collapsed on the water's edge at Dicky Beach on January 15, 2021.
- Noosa's Patrol Team 2's Craig Moore, Catherine White, Paul McKeown and Russell Oakley for administering first aid and oxygen therapy to an injured surfer at Noosa National Park on January 30, 2021.
- Moore Park's Sam Groom, Tyson Whittaker, Connor Patterson, Owen Nash, Zalia Butler and Hayley Nash for administering first aid and oxygen therapy to a woman suffering a severe asthma attack on January 31, 2021.
- Point Lookout's Sarah Williams, Jesse Mantell, Caitlin Ferguson, Kathryn Harris, Calan Lovitt, Matthew Whelan, Ann-Sophie Sullivan and Lisa Maddison for rescuing a missing diver in waters off Dune Rock at Point Lookout, North Stradbroke Island on March 13, 2021.





# STATISTICS, RESULTS AND **FINANCIALS**





# MEMBERSHIP

North Barrier Branch				
Gender	54	63	Indeterminate	Total
Probationary	286	292	0	117
Junior Activity Member (5-13 years)	34	33	0	578
Cadet Member (13-15 years)	31	40	0	67
Active Junior (15-18 years)	135	136	0	71
Active Senior (18years and over)	5	3	0	271
Award Member	3	1	0	8
Reserve Active	17	1	0	4
Long Service	2	1	0	18
Past Active	140	220	0	3
Associate	81	22	0	360
Life Member	0	1	0	103
General	9	6	0	1
Honorary	0	0	0	15
Non Member Participants	0	0	0	0
Leave / Restricted	208	213	0	0
North Barrier Branch Total Active	797	819	0	421
North Barrier Branch Total	590	594	0	1616
North Queensland Branch				
Gender	Male	Female	Indeterminate	Total
Probationary	77	59	0	136
Junior Activity Member (5-13 years)	164	194	0	358
Cadet Member (13-15 years)	22	25	0	47
Active Junior (15-18 years)	36	44	0	80
Active Senior (18years and over)	125	109	0	234
Award Member	32	37	0	69
Reserve Active	1	2	0	3
Long Service	10	2	0	12
Past Active	0	1	0	1
Associate	63	96	0	159
Life Member	52	20	0	72
General	8	3	0	11
Honorary	0	0	0	0
Non Member Participants	0	2	0	2
Leave / Restricted	0	0	0	0
North Queensland Branch Total Active	216	217	0	433
North Queensland Branch Total	590	594	0	1184
Wide Bay Capricorn Branch				
Gender	Male	Female	Indeterminate	Total
Probationary	46	66	0	112
Junior Activity Member (5-13 years)	448	422	0	870
Cadet Member (13-15 years)	37	44	0	81
Active Junior (15-18 years)	48	53	0	101
Active Senior (18 years and over)	158	122	0	280
Award Member	22	39	0	61
Reserve Active	5	0	0	5
Long Service	14	3	0	17
Past Active	1	2	0	3
Associate	250	345	0	595
Life Member	87	24	0	111
General	7	5	0	12
Honorary	6	5	0	11
Non Member Participants	0	0	0	0

Leave / Restricted	0	2	0	2
Wide Bay Capricorn Branch Total Active	270	258	0	528
Wide Bay Capricorn Branch Total	1129	1132	0	2261
<b>Sunshine Coast Branch</b>				
<b>Date</b>	<b>20/21</b>	<b>20/21</b>	<b>20/21</b>	<b>20/21</b>
Gender	Male	Female	Indeterminate	Total
Probationary	114	107	0	221
Junior Activity Member (5-13 years)	2114	2032	0	4146
Cadet Member (13-15 years)	289	266	0	555
Active Junior (15-18 years)	305	242	1	548
Active Senior (18years and over)	1326	756	0	2082
Award Member	225	165	0	390
Reserve Active	30	13	0	43
Long Service	465	168	0	633
Past Active	18	10	0	28
Associate	1459	2005	2	3466
Life Member	320	40	0	360
General	42	43	0	85
Honorary	11	51	0	62
Non Member Participants	5	3	0	8
Leave / Restricted	4	3	0	7
Sunshine Coast Branch Total Active	2175	1442	1	3618
Sunsine Coast Branch Total	6727	5904	3	12634
<b>South Coast Branch</b>				
<b>Date</b>	<b>20/21</b>	<b>20/21</b>	<b>20/21</b>	<b>20/21</b>
Gender	Male	Female	Indeterminate	Total
Probationary	54	35	0	89
Junior Activity Member (5-13 years)	2000	1792	3	3795
Cadet Member (13-15 years)	166	151	0	317
Active Junior (15-18 years)	244	227	0	471
Active Senior (18years and over)	1018	468	0	1486
Award Member	168	133	0	301
Reserve Active	23	10	0	33
Long Service	442	128	0	570
Past Active	39	24	0	63
Associate	1437	1761	2	3200
Life Member	232	32	0	264
General	2	0	0	2
Honorary	33	43	0	76
Non Member Participants	2	7	0	9
Leave / Restricted	11	5	0	16
South Coast Branch Total Active	1619	989	0	2608
South Coast Branch Total	5871	4816	5	10692
<b>Point Danger Branch</b>				
Gender	Male	Female	Indeterminate	Total
Probationary	27	15	0	42
Junior Activity Member (5-13 years)	1063	990	0	2053
Cadet Member (13-15 years)	94	86	0	180
Active Junior (15-18 years)	155	142	0	297
Active Senior (18years and over)	805	437	2	1244
Award Member	46	40	0	86
Reserve Active	20	7	0	27
Long Service	243	44	0	287
Past Active	37	13	0	50
Associate	671	788	2	1461
Life Member	212	10	2	224
General	0	1	0	1
Honorary	30	23	0	53
Non Member Participants	0	0	0	0



Leave / Restricted	3	4	0	7
Point Danger Branch Total Active	1120	712	2	1834
Point Danger Branch Total	3406	2600	6	6012
<b>Brisbane Lifesaving Service</b>				
<b>Date</b>	<b>20/21</b>	<b>20/21</b>	<b>20/21</b>	<b>20/21</b>
Gender	Male	Female	Indeterminate	Total
Probationary	6	5	0	11
Junior Activity Member (5-13 years)	0	0	0	0
Cadet Member (13-15 years)	0	1	0	1
Active Junior (15-18 years)	1	0	0	1
Active Senior (18years and over)	40	19	0	59
Award Member	0	1	0	1
Reserve Active	0	0	0	0
Long Service	0	0	0	0
Past Active	1	0	0	1
Associate	0	0	0	0
Life Member	0	0	0	0
General	0	0	0	0
Honorary	1	0	0	1
Non Member Participants	0	0	0	0
Leave / Restricted	0	0	0	0
Brisbane Lifesaving Service Total Active	41	21	0	62
Brisbane Lifesaving Service Total	49	26	0	75

# LIFESAVING PATROL ACTIVITY

	RESCUES							Prevent Actions	BEACH CLOSURES			Missing Persons	FIRST AID TREATMENTS										
	No Gear	Rescue Tube	Rescue Board	IRB	RWC	Other	Total Rescues		Crocodiles	Sharks	Total Time		Spinal Injuries	Fractures	Oxygen Therapy	Defib Cases	Resus (CPR)	Marine Stings		First Aid		Total First Aid	
North Queensland																							
Port Douglas	0	0	2	1	0	0	3	1213	0	0	18:07	0	0	0	0	0	67	0	15	1	83		
Ellis Beach	1	0	0	0	0	0	1	397	0	0	24:06	1	0	0	0	0	1	1	10	4	16		
Cairns	0	0	0	0	0	0	0	343	1	0	54:41	1	1	0	1	1	12	0	14	5	35		
Etty Bay	0	0	0	0	0	0	0	355	0	1	16:33	0	0	0	0	0	6	0	9	4	19		
Mission Beach	0	0	0	0	0	0	0	295	0	0	23:08	0	0	0	0	0	2	0	0	0	2		
BRANCH TOTAL	1	0	2	1	0	0	4	2603	1	1	136:35	2	1	0	1	1	88	1	48	14	155		
North Barrier																							
Forrest Beach	1	0	0	0	0	0	1	185	0	0	126:37	0	0	0	0	0	3	0	1	0	4		
Arcadian (The Strand Net 2)	0	0	0	0	0	0	0	0	0	0	0	0	0	0	0	0	0	0	0	0	0		
Arcadian (Alma Bay)	0	0	0	0	0	0	0	359	0	0	0	0	1	0	2	0	75	0	45	5	128		
Picnic Bay (The Strand Net 1)	1	0	0	1	0	0	2	184	0	1	0	0	0	0	1	0	3	0	6	6	16		
Picnic Bay (Magnetic Island)	0	0	0	0	0	0	0	33	0	0	0	0	0	0	0	0	5	0	8	1	14		
Ayr	0	0	0	0	0	0	0	12	0	0	0	0	0	0	0	0	6	0	5	2	13		
Eimeo	0	0	1	5	0	0	6	428	0	0	19:13	0	0	0	0	0	15	0	15	1	31		
Mackay	0	0	0	0	0	0	0	335	0	0	16:51	0	0	0	1	0	19	0	1	3	24		
Sarina	0	0	0	0	0	0	0	91	0	0	8:09	0	1	0	0	0	152	0	6	1	160		
BRANCH TOTAL	2	0	1	6	0	0	9	1627	0	1	170:50	0	2	0	4	0	278	0	87	19	390		
Wide Bay Capricorn																							
Yeppoon	0	0	0	0	0	0	0	550	0	1	15:27	0	0	1	1	0	35	1	6	3	47		
Emu Park	0	1	0	0	0	0	1	190	0	0	0	0	0	0	0	0	50	0	28	0	78		
Tannum Sands	0	0	0	0	0	0	0	325	0	1	0	0	0	0	0	0	48	0	5	2	55		
Moore Park	0	0	0	0	0	0	0	828	0	0	0	1	0	0	0	0	10	0	7	1	18		
Bundaberg	0	0	0	0	0	0	0	1223	0	0	8:18	0	0	2	0	0	20	0	19	3	44		
Elliott Heads	0	1	0	0	0	0	1	1720	0	0	0	0	0	0	0	0	6	0	5	0	11		
Hervey Bay	0	0	1	3	0	0	4	538	0	1	0	2	0	0	0	0	6	0	8	2	16		
BRANCH TOTAL	0	2	1	3	0	0	6	5374	0	3	23:45	3	0	3	1	0	175	1	78	11	269		
Sunshine Coast																							
Rainbow Beach	0	4	3	4	0	0	11	584	0	0	10:22	0	0	0	0	0	115	0	9	2	126		
Noosa Heads	0	8	2	4	0	0	14	296	0	0	0:49	7	4	1	6	0	232	2	72	36	353		
Sunshine Beach	0	2	5	2	0	0	9	230	0	1	21:40	2	0	1	1	0	219	0	24	10	255		
Peregian Beach	0	0	0	0	0	0	0	1638	0	0	0:00	0	0	1	0	0	5	0	15	3	24		
Coolum Beach	0	4	14	6	0	1	25	945	0	0	0:00	2	2	1	2	0	218	1	60	24	308		
Mudjimba	4	13	6	5	0	0	28	568	0	2	57:08	0	2	0	0	0	123	0	27	11	163		
Marcoola	1	8	3	3	0	2	17	273	0	1	22:37	1	3	1	6	0	18	1	13	12	54		
Maroochydore	0	10	20	7	0	0	37	435	0	0	33:94	1	2	1	1	0	16	1	13	11	45		
Alexandra Headland	0	30	24	4	0	0	58	1954	0	1	11:03	1	0	0	0	0	26	0	27	13	66		
Mooloolaba	1	10	0	6	0	0	17	1805	0	1	12:30	1	5	4	8	0	136	2	67	46	268		
Kawana Waters	0	2	5	8	0	0	15	362	0	0	92:44	0	1	0	1	0	61	1	6	7	77		
Dicky Beach	2	2	6	1	0	0	11	1650	0	0	20:09	0	0	1	2	0	90	0	52	8	153		
Metropolitan Caloundra	1	16	1	10	0	2	30	557	0	0	11:01	1	4	1	4	0	175	0	73	15	272		
Bribie Island	1	1	0	1	0	0	3	3496	0	0	11:32	0	0	0	1	0	136	0	53	6	196		
Redcliffe Peninsula	1	0	0	1	0	0	2	1681	0	0	13:42	2	0	0	0	0	104	0	55	3	162		
BRANCH TOTAL	11	110	89	62	0	5	277	16474	0	6	285:17	18	23	12	32	0	0	1674	8	566	207	2522	
South Coast																							
Point Lookout (Main Beach)	1	7	2	4	0	0	14	5630	0	3	394:84	0	1	1	4	0	0	50	0	469	13	538	
Point Lookout (Cylinder Beach)	0	0	2	4	0	0	6	6225	0	1	9:13	2	2	1	4	0	0	426	0	29	11	473	
Coochiemudlo Island	0	0	0	0	0	0	0	53	0	0	6:54	0	0	0	1	0	0	4	3	20	8	36	
Southport	0	18	71	4	0	0	93	3384	0	2	28:81	5	4	3	3	0	0	222	1	27	39	299	
Surfers Paradise	2	37	44	4	0	0	87	4653	0	1	65:01	5	3	2	2	0	0	163	1	43	22	236	
Northcliffe	0	4	8	2	0	0	14	636	0	0	28:75	1	1	2	0	1	1	54	0	11	25	95	
Broadbeach	0	15	13	7	0	0	35	539	0	1	37:63	1	1	0	1	0	0	139	0	12	6	159	
Kurrawa	4	21	14	8	0	0	47	901	0	0	34:95	2	0	1	0	0	0	343	0	20	7	371	
Mermaid Beach	1	3	4	0	0	0	8	314	0	2	139:48	1	1	0	1	1	1	78	1	20	12	115	
Nobbys Beach	2	9	4	4	0	0	19	431	0	3	38:24	2	0	0	3	0	0	48	0	16	5	72	
Miami Beach	2	4	8	0	0	1	15	816	0	0	56:42	0	0	1	1	0	0	168	0	34	20	224	
North Burleigh	2	20	11	3	0	0	36	519	0	0	45:39	0	1	0	5	0	0	221	0	32	15	274	
Burleigh Heads Mowbray Park	4	18	43	16	0	0	81	1838	0	3	39:95	1	1	1	9	0	0	158	1	41	37	248	
BRANCH TOTAL	18	156	224	56	0	1	455	25939	0	16	361:41	20	15	12	34	2	2	2074	7	774	220	3140	



	RESCUES							Prevent Actions	BEACH CLOSURES			Missing Persons	FIRST AID TREATMENTS									
	No Gear	Rescue Tube	Rescue Board	IRB	RWC	Other	Total Rescues		Crocodiles	Sharks	Total Time		Spinal Injuries	Fractures	Oxygen Therapy	Defib Cases	Resus (CPR)	Marine Stings		First Aid		Total First Aid
Point Danger																						
Tallebudgera	0	4	10	6	0	0	20	209	0	2	10:37	0	0	1	3	1	1	25	0	11	14	56
Pacific	0	5	6	1	0	0	12	409	0	2	15:21	2	1	0	1	0	0	28	1	6	3	40
Palm Beach	0	0	2	0	0	0	2	647	0	1	31:13	0	0	2	1	0	0	123	0	34	12	172
Currumbin	1	1	6	1	0	0	9	499	0	-	29:75	0	0	1	0	0	0	84	0	38	8	131
Tugun	0	5	9	1	0	0	15	36	0	-	28:71	0	0	0	2	0	0	75	0	10	17	104
Bilinga	0	0	1	0	0	0	1	24	0	1	8:27	2	0	0	0	0	0	29	0	2	2	33
North Kirra	0	0	2	1	0	0	3	791	0	1	11:32	0	0	0	0	0	0	76	0	4	8	88
Kirra	0	4	1	3	0	1	9	1841	0	1	16:18	0	3	1	3	0	0	139	0	22	14	182
Coolangatta	0	3	5	0	0	0	8	493	0	2	20:08	1	2	0	1	0	0	88	0	5	9	105
Tweed Heads & Coolangatta	0	0	1	0	0	0	1	195	0	2	11:35	1	0	1	2	0	0	342	0	47	12	404
Rainbow Bay	1	0	1	0	0	0	2	148	0	2	20:36	1	0	0	3	0	0	94	0	103	13	213
BRANCH TOTAL	2	22	44	13	0	1	82	5292	0	14	145:47	7	6	6	16	1	1	1103	1	282	112	1528
GOLD COAST TOTAL	20	178	268	69	0	2	537	31231	0	30	507:28	27	21	18	50	3	3	3177	8	1056	332	4668
STATE CLUB GRAND TOTAL	34	290	361	141	-	7	833	57309	1	41	1123:55	50	47	33	88	4	4	5392	18	1835	583	8004

# OPERATIONS SUPPORT **ACTIVITY**

	RESCUES							Prevent Actions	BEACH CLOSURES			Missing Persons	FIRST AID TREATMENTS										
	No Gear	Rescue Tube	Rescue Board	IRB	RWC	Other	Total Rescues		Crocodiles	Sharks	Total Time		Spinal Injuries	Fractures	Oxygen Therapy	Defib Cases	Resus (CPR)	Marine Stings		First Aid		Total First Aid	
Westpac Lifesaver Rescue Helicopter Service																							
Lifesaver 45						1	1	20		43		46		1			1				1		3
Lifesaver 46																							
TOTAL						1	1	20		43		46		1			1				1		3
Rescue Water Craft Services																							
RWC 1	-	-	-	-	18	-	18	164	-	-	-	-	-	-	-	-	-	-	-	-	-	-	-
RWC 3	-	-	-	-	21	-	21	54	-	-	-	-	-	-	-	-	-	-	-	-	-	-	-
RWC 4	-	-	-	-	14	-	14	75	-	-	-	-	-	-	-	-	-	-	-	-	-	-	-
RWC 5	-	-	-	-	7	-	7	86	-	-	-	-	-	-	-	-	-	-	-	-	-	-	-
RWC 6	-	-	-	-	22	-	22	119	-	-	-	-	-	-	-	-	-	-	-	-	-	-	-
RWC 7	-	-	-	-	-	-	-	-	-	-	-	-	-	-	-	-	-	-	-	-	-	-	-
RWC 8	-	-	-	-	5	-	5	318	-	-	-	-	-	-	-	-	-	-	-	-	-	-	-
RWC 12	-	-	-	-	9	-	9	11	-	-	-	-	-	-	-	-	-	-	-	-	-	-	-
RWC 14	-	-	-	-	6	-	6	12	-	-	-	-	-	-	-	-	-	-	-	-	-	-	-
RWC 15	-	-	-	-	21	-	21	50	-	-	-	-	-	-	-	-	-	-	-	-	-	-	-
RWC 16	-	-	-	-	3	-	3	27	-	-	-	-	-	-	-	-	-	-	-	-	-	-	-
RWC 17	-	-	-	-	6	-	6	1	-	-	-	-	-	-	-	-	-	-	-	-	-	-	-
RWC 18	-	-	-	-	3	-	3	2	-	-	-	-	-	-	-	-	-	-	-	-	-	-	-
RWC 19	-	-	-	-	19	-	19	4	-	-	-	-	-	-	-	-	-	-	-	-	-	-	-
RWC 20	-	-	-	-	-	-	-	-	-	-	-	-	-	-	-	-	-	-	-	-	-	-	-
RWC 30	-	-	-	-	-	-	-	1	-	-	-	-	-	-	-	-	-	-	-	-	-	-	-
TOTAL	-	-	-	-	154	-	154	924	-	-	-	-	-	-	-	-	-	-	-	-	-	-	-
Operation Support Units																							
Dawn Patrol GC	-	3	2	-	1	-	6	6663	-	-	-	3	-	1	-	-	-	5	2	-	16	24	
Dusk Patrol GC	-	-	-	-	-	-	-	242	-	-	-	-	-	-	-	-	-	-	-	-	-	-	
GC Duty Officers	-	-	-	-	-	-	-	-	-	-	-	-	-	-	-	-	-	-	-	-	-	-	
SSC Duty Officers	-	-	-	-	-	-	-	-	-	-	-	-	-	-	-	-	1	-	-	-	-	1	
Gold Coast Weekday RWC Patrols	-	-	-	-	3	-	3	-	-	-	-	-	-	-	-	-	-	-	-	-	-	-	
TOTAL	-	3	2	-	4	-	9	6905	-	-	-	3	-	1	-	-	1	5	2	-	16	25	
OPERATIONS SUPPORT GRAND TOTAL	0	3	2	0	158	1	164	7849	0	43	0	49	0	2	0	0	2	5	2	0	17	28	



# AUSTRALIAN LIFEGUARD SERVICE

## QUEENSLAND ACTIVITY

	RESCUES							Prevent Actions	BEACH CLOSURES			Missing Persons	FIRST AID TREATMENTS									
	No Gear	Rescue Tube	Rescue Board	IRB	RWC	Other	Total Rescues		Crocodiles	Sharks	Total Time		Spinal Injuries	Fractures	Oxygen Therapy	Defib Cases	Resus (CPR)	Marine Stings		First Aid		Total First Aid
Douglas Shire Council																						
Four Mile Beach	-	-	1	-	7	-	8	4791	4	1	13:49	2	-	-	-	-	-	242	-	43	3	288
TOTAL	-	-	1	-	7	-	8	4791	4	1	13:49	2	0	0	0	0	0	242	0	43	3	288
Cairns Regional Council																						
Holloways Beach	-	-	-	-	-	-	-	1996	1	-	2:32	-	-	-	-	-	-	23	-	15	2	40
Yorkeys Knob Beach	3	2	5	-	-	-	10	1962	-	-	0	1	-	-	-	-	-	168	1	11	1	181
Ellis Beach	-	-	-	-	-	-	-	1329	1	-	1:02	-	-	-	-	-	-	204	-	5	-	209
Palm Cove	-	-	-	-	-	-	-	3595	1	-	5:17	-	-	-	1	-	-	411	1	2	2	417
Trinity Beach	1	-	-	-	-	-	1	3836	2	1	8:33	2	-	-	-	-	-	481	1	33	2	517
Clifton Beach	1	-	-	-	-	-	1	1155	-	-	0	-	-	-	-	1	1	30	-	4	1	37
Bramston Beach	-	-	-	-	-	-	-	46	-	-	0	-	-	-	-	-	-	-	-	-	-	-
Kewarra Beach	-	-	-	-	-	-	-	1479	-	-	0	-	-	-	-	-	-	46	-	7	-	53
Esplanade Lagoon	21	7	-	-	-	1	29	8873	-	-	0	-	-	2	-	1	1	-	-	173	2	179
TOTAL	26	9	5	-	-	1	41	24271	5	1	17:24	3	0	2	1	2	2	1363	3	250	10	1633
Cassowary Coast Regional Council																						
Etty Bay	2	-	-	-	-	-	2	482	-	-	0	-	-	2	-	-	-	29	-	2	2	35
North Mission	-	-	-	-	-	-	-	261	-	-	0	-	-	-	-	-	-	9	-	10	-	19
Mission Beach	-	-	-	-	-	-	-	577	1	-	7:54	-	-	-	-	-	-	2	1	4	-	7
TOTAL	2	-	-	-	-	-	2	1320	1	-	7:54	0	0	2	-	-	-	40	1	16	2	61
Hinchinbrook Shire Council																						
Forrest Beach	-	-	-	-	-	-	-	23	-	-	0	-	-	-	-	-	-	2	-	2	-	4
TOTAL	-	-	-	-	-	-	-	23	-	-	0	0	0	-	-	-	-	2	-	2	-	4
Townsville City Council																						
The Strand Net 1	-	-	1	-	-	-	1	2518	1	1	8:56	-	1	1	-	-	-	36	-	36	9	83
The Strand Net 2	-	-	-	-	-	-	-	1358	1	2	12:47	-	-	-	-	-	-	10	1	14	2	27
The Strand Water Park	-	-	-	-	-	-	-	4140	-	-	0	-	-	1	2	-	-	-	-	142	15	160
Alma Bay	-	-	-	-	-	-	-	2234	-	-	0	-	-	-	-	-	-	116	2	35	3	156
Horseshoe Bay	1	-	-	-	1	-	2	3106	-	-	0	-	-	-	1	-	-	43	10	37	6	97
Balgol Beach	-	-	-	-	-	-	-	67	-	-	0	-	-	-	-	-	-	-	-	-	-	-
Riverway Lagoon	1	-	-	-	-	-	1	4958	-	-	0	-	-	2	1	-	-	-	-	61	8	72
The Strand Rock Pool	-	-	-	-	-	-	-	826	-	-	0	-	-	-	-	-	-	-	-	92	1	93
Pallarella	-	-	-	-	-	-	-	841	-	-	0	-	-	-	-	-	-	45	-	4	-	49
TOTAL	2	-	1	-	1	-	4	20048	2	3	21:43	0	1	4	4	-	-	250	13	421	44	737
Burdekin Shire Council																						
Alva Beach	-	-	-	-	-	-	-	24	-	-	0	-	-	-	-	-	-	5	-	5	-	10
TOTAL	-	-	-	-	-	-	-	24	-	-	0	0	0	-	-	-	-	5	-	5	-	10
Whitsunday Regional Council																						
Horseshoe Bay - Bowen	-	-	-	-	-	-	-	332	-	-	0	-	-	1	-	-	-	27	-	65	2	95
TOTAL	-	-	-	-	-	-	-	332	-	-	0	0	0	1	-	-	-	27	-	65	2	95
Mackay Regional Council																						
Harbour Beach	-	-	-	-	-	-	-	4456	-	-	0	-	-	-	-	-	-	-	2	1	-	3
Lamberts Beach	-	-	-	-	-	-	-	2035	-	1	1:31	-	-	-	-	-	-	-	-	3	-	3
Eimeo Beach	-	-	-	-	-	-	-	1669	-	-	0	-	-	-	-	-	-	2	-	3	-	5
Sarina Beach	-	-	-	-	-	-	-	631	-	-	0	-	-	-	-	-	-	1	-	1	-	2
Bucasia Beach	-	-	1	-	-	-	1	1257	-	-	0	-	-	-	-	-	-	10	3	10	-	23
TOTAL	-	-	1	-	-	-	1	10048	-	1	1:31	0	0	0	0	0	0	13	5	18	0	36
Livingstone Shire Council																						
Emu Park Beach	-	-	-	-	-	-	-	8	-	-	0	-	-	1	-	-	-	27	-	34	-	62
Yeppoon Beach	-	-	-	-	-	-	-	185	-	-	0	-	-	-	-	-	-	40	-	43	-	83
TOTAL	-	-	-	-	-	-	-	193	-	-	0	0	0	1	0	0	0	67	0	77	0	145
Gladstone Regional Council																						
Agnes Water Beach	9	5	60		1		75	11186	-	-	0	1	3	3	1	1	1	467	1	135	10	623
Tannum Sands Beach	-	-	1				1	68	-	-	0	-	-	1	-	-	-	15	-	9	-	25
TOTAL	9	5	61	-	1	-	76	11254	-	-	0	1	3	4	1	1	1	482	1	144	10	648
Bundaberg Regional Council																						
Moore Park Beach	-	-	-	-	-	-	-	597	-	-	0	1	-	-	-	-	-	30	-	-	-	30
Oaks Beach	-	-	-	-	-	-	-	1232	-	-	0	-	-	1	-	-	-	4	-	4	-	9
Kelly's Beach	1	5	9	-	-	-	15	5713	-	-	0	1	-	-	1	-	-	114	-	46	4	165
Elliott Heads Beach	-	-	1	-	-	-	1	1260	-	-	0	1	-	1	-	-	-	10	-	3	1	15
Nielsen Park Beach	-	1	2	-	-	-	3	1500	-	-	0	-	-	-	-	-	-	42	1	15	1	59
TOTAL	1	6	12	-	-	-	19	10302	-	-	0	3	0	2	1	0	0	200	1	68	6	278
Fraser Coast Regional Council																						
Torquay Beach	-	-	4	-	-	-	4	313	-	-	0	-	-	1	1	-	-	3	1	7	-	13
TOTAL	-	-	4	-	-	-	4	313	-	-	0	0	0	1	1	-	-	3	1	7	-	13

	RESCUES							Prevent Actions	BEACH CLOSURES			Missing Persons	FIRST AID TREATMENTS									
	No Gear	Rescue Tube	Rescue Board	IRB	RWC	Other	Total Rescues		Crocodiles	Sharks	Total Time		Spinal Injuries	Fractures	Oxygen Therapy	Defib Cases	Resus (CPR)	Marine Stings		First Aid		Total First Aid
Gympie Regional Council																						
Rainbow Beach	1	-	11	-	-	-	12	5541	-	-	0	-	-	1	-	-	-	342	-	100	5	448
Total	1	-	11	-	-	-	12	5541	-	-	0	0	0	1	0	0	0	342	0	100	5	448
Noosa Shire Council																						
Noosa West	-	-	7		9	2	18	13364	-	-	0	1	3	2	3	2	2	224	-	223	4	463
Noosa	-	1	17		23		41	24657	-	-	0	10	4	10	2	1	1	1353	4	748	43	2166
Sunshine	7	4	35		11		57	13702	-	-	0	1	1	2	-	-	-	644	-	106	10	763
Sunrise	-	-	6		-		6	2061	-	-	0	-	-	-	-	-	-	335	-	17	-	352
North Peregian	-	-	-		-		-	1844	-	-	0	-	-	-	-	-	-	52	-	4	-	56
Peregian	4	1	10		-		15	9356	-	-	0	-	1	1	1	1	1	200	1	139	4	349
TOTAL	11	6	75	-	43	2	137	64984	-	-	0	12	9	15	6	4	4	2808	5	1237	61	4149
Sunshine Coast Council																						
Coolum North	1	-	38		-	-	39	12154	-	-	0	-	1	-	1	-	-	138	-	217	5	362
Coolum	1	2	99		12	-	114	14150	-	-	0	1	2	8	-	-	1	326	1	2538	19	2895
Yaroomba	-	-	1		-	-	1	3965	-	-	0	-	-	-	-	-	-	9	-	56	1	66
Boardwalk	1	-	6		-	-	7	7275	-	-	0	-	-	-	1	-	-	14	-	171	3	189
Marcoola	-	-	3		2	-	5	4469	-	-	0	1	-	-	-	-	-	-	-	140	2	142
Discovery Beach	-	-	4		-	-	4	6419	-	-	0	-	1	-	-	-	-	41	-	220	-	262
Mudjimba	-	-	5		1	-	6	7454	-	-	0	-	1	1	1	-	-	384	-	70	5	462
Twin Waters	-	-	14		2	-	16	7984	-	-	0	1	1	1	-	-	-	14	1	163	1	181
Maroochy River Mouth	-	1	15		33	-	49	4543	-	-	0	-	-	-	2	-	-	3	-	104	3	112
Maroochydore	2	7	71		69	-	149	10375	-	-	0	-	-	4	2	-	-	36	-	577	7	626
Alexandra Headland	-	1	51		10	-	62	16638	-	-	0	-	2	6	1	-	-	408	1	192	13	623
Mooloolaba	4	1	17		22	1	45	17255	-	-	0	2	7	8	4	-	-	52	-	243	15	329
Mooloolaba Spit	-	-	15		6	-	21	26714	-	-	0	-	1	2	-	1	1	169	3	291	3	471
Buddina	-	1	7		-	-	8	4923	-	-	0	1	1	2	-	-	-	45	-	81	2	131
Bokarina	2	2	5		1	-	10	3545	-	-	0	-	-	-	1	-	-	20	-	18	1	40
Wurtulla	-	-	21		-	-	21	1736	-	-	0	-	-	1	-	-	-	76	-	327	1	405
Currimundi	-	-	12		-	-	12	98684	-	-	0	1	1	1	2	-	-	142	-	127	3	276
Dicky Beach	-	-	14		1	-	15	16791	-	-	0	-	1	1	2	1	1	4	-	29	4	43
Kings Beach Pool	1	-	-		-	-	1	2667	-	-	0	-	-	-	1	-	-	-	-	104	3	108
Kings Beach	2	-	25		16	-	43	6887	-	1	0:26	-	5	2	2	-	-	202	-	72	10	293
Bulcock Beach	-	-	1		3	-	4	2056	-	-	0	-	-	-	-	-	-	60	-	241	-	301
Golden Beach	-	-	1		-	-	1	1981	-	-	0	-	-	-	-	-	-	6	-	7	-	13
TOTAL	14	15	425	-	178	1	633	278665	-	1	0:26	7	24	37	20	2	3	2149	6	5988	101	8330
Moreton Bay Regional Council																						
Woorim Beach	-	-	3			-	3	14825	-	-	0	-	0	-	1	1	1	3270	1	617	2	3893
TOTAL	-	-	3	-	-	-	3	14825	-	-	0	0	0	0	1	1	1	3270	1	617	2	3893
Southbank Corporation																						
Streets Beach Lagoon	23	30	7				60	28982	-	-	0	-	2	11	14	-	1	-	-	30	90	148
TOTAL	23	30	7	-	-	-	60	28982	-	-	0	0	2	11	14	-	1	-	-	30	90	148
Redland City Council																						
Cylinder Beach	1	-	5		7		13	63775	-	1	0:28	2	2	5	2	-	-	238	-	47	6	300
Main Beach	1	-	9		1		11	34314	-	2	7:34	-	1	2	1	-	-	31	-	31	6	72
Adder Rock	-	-	-		-		-	23189	-	-	0	-	-	-	1	-	-	21	-	11	2	35
Wellington Point	-	-	1		-		1	9928	-	-	0	-	-	3	-	-	1	5	-	14	2	25
TOTAL	2	-	15	-	8	-	25	131206	-	3	8:02	2	3	10	4	-	1	295	-	103	16	432
Gold Coast City Council																						
Southport Broadwater	-		4				4	2797	-	-	0	1	-	1	1	-	-	4	-	163	4	173
Tallabudgera Creek	-		6		106		112	19898	-	-	0	5	-	2	3	-	-	67	1	147	2	222
TOTAL	-	-	10	-	106	-	116	22695	-	-	0	6	0	3	4	-	-	71	1	310	6	395
Non Local Government Areas																						
Double Island Point	-	6	14				20	8477	-	-	0	-	-	2	-	-	-	147	-	262	1	412
Moreton Island North Point	-	-	3				3	1626	-	-	0	-	1	-	-	-	-	-	1	4	1	7
Moreton Island Tangalooma	-	-	7		447		454	12353	-	-	0	-	-	-	-	-	-	-	-	80	7	87
TOTAL	-	6	24	-	447	-	477	22456	-	-	0	0	1	2	-	-	-	147	1	346	9	506
Lifeguard Rescue Water Craft																						
Lifeguard RWC 5 - Wide Bay	-	-	-	-	3	-	3	-	-	-	0	-	0	-	-	-	-	-	-	-	-	-
Lifeguard RWC 8 - North Stradbroke Island	-	-	-	-	9	-	9	-	-	-	0	-	0	-	-	-	-	-	-	-	-	-
Lifeguard RWC 10 - Moreton Island	-	-	-	-	-	-	-	-	-	-	0	-	0	-	-	-	-	-	-	-	-	-
Lifeguard RWC 11 - Moreton Island	-	-	-	-	-	-	-	-	-	-	0	-	0	-	-	-	-	-	-	-	-	-
Lifeguard RWC 12 - Sunshine Coast	-	-	-	-	9	-	9	-	-	-	0	-	0	-	-	-	-	-	-	-	-	-
Lifeguard RWC 14 - Sunshine Coast	-	-	-	-	11	-	11	-	-	-	0	-	0	-	-	-	-	-	-	-	-	-
Lifeguard RWC 16 - Sunshine Coast	-	-	-	-	6	-	6	-	-	-	0	-	0	-	-	-	-	-	-	-	-	-
Lifeguard RWC 18 - Sunshine Coast	-	-	-	-	-	-	-	-	-	-	0	-	0	-	-	-	-	-	-	-	-	-
Lifeguard RWC 19 - Sunshine Coast	-	-	-	-	27	-	27	-	-	-	0	-	0	-	-	-	-	-	-	-	-	-
Lifeguard RWC 20 - Sunshine Coast	-	-	-	-	24	-	24	-	-	-	0	-	0	-	-	-	-	-	-	-	-	-
Lifeguard RWC 41 - North Barrier	-	-	-	-	-	-	-	-	-	-	0	-	0	-	-	-	-	-	-	-	-	-
Lifeguard RWC 51 - North Queensland	-	-	-	-	-	-	-	-	-	-	0	-	0	-	-	-	-	-	-	-	-	-
TOTAL	-	-	-	-	89	-	89	-	-	-	0	0	0	0	0	0	0	0	0	0	0	0
LIFEGUARD GRAND TOTAL	91	77	655	-	880	4	1707	652273	12	10	70:49	36	44	96	57	10	13	11776	39	9847	367	22240



# LIFESAVING AWARDS

SLSA Award Name	NQB	NBB	WBC	SSCB	SCB	PDB	Lifeguards	SLSQ	ALAQ-Surfguard	Grand Total
**Advanced Resuscitation Techniques								11	7	18
**Advanced Resuscitation Techniques [AID]				3			17	62	473	555
Age Manager Course	10	12	15	59	15	40				151
Assessor Advanced Resuscitation Techniques [AID]								1		1
Assessor Bronze Medallion	1			2	1	2		1		7
Assessor First Aid [AID]								3		3
Assessor IRB	2	1	1	2	1					7
Assessor Rescue Water Craft (RWC)							1			1
Bronze Medallion	78	79	74	471	322	249	9	19		1301
Facilitator Advanced Resuscitation Techniques								2		2
Facilitator Advanced Resuscitation Techniques [AID]								15	10	25
Facilitator Bronze Medallion			4	9	2			4		19
Facilitator First Aid								2		2
Facilitator First Aid [AID]							1	15	8	24
Facilitator IRB								7		7
Facilitator Rescue Water Craft							3			3
Facilitator Resuscitation [AID]								9	21	30
Facilitator Silver Medallion Beach Management				1						1
**First Aid								27	7	34
**First Aid [AID]				15			12	276	868	1171
Gold Medallion (Advanced Lifesaving)						3	51			54
IRB Crew Certificate	32	18	28	192	143	85		18		516
Marine Stinger Management	28						16			44
Nipper Adult Assistant	6									6
Observers Award	2	16	10	79	58	28		3		196
QLD 4WD Induction				81		44	34	8		167
QLD IRB TAF								54		54
QLD Junior Activities Accreditation Officer	6	15	2	36	14	20				93
QLD Phase 1 Search and Rescue Training Course								14		14
QLD RWC Crew Induction								5		5
QLD Skills Maintenance Online Theory 2019	2		2	9	2	2				17
QLD SSV Operator Induction					1	2		195		198
QLD Tractor Induction				56	98	94				248
QLD Training Officer 4WD induction				1						1
QLD Training Officer ATV Induction				1						1
QLD Training Officer Tractor Induction				4	2					6
Radio Operator Certificate				112	109	167		3		391
Rescue Water Craft Operator Certificate				8			46	37		91
**Resuscitation								22	7	29
**Resuscitation [AID]			3	14	3	1	14	290	998	1323
Silver Medallion Beach Management		10	19	72	39	31	22	7		200
Silver Medallion IRB Driver	7	3	6	64	45	33		9		167
SSV Operator Induction	19		6	315	154	123	32	19		668
Surf Aware One	36	80	83	507	465	274				1445
Surf Aware Two	34	76	108	436	402	212				1268
Surf Play One	28	64	73	347	431	242				1185
Surf Play Two	28	74	101	456	471	253				1383
Surf Rescue Certificate (CPR Endorsed)	43	47	84	325	279	150		2	1	931
Surf Safe One	33	67	94	426	387	249				1256
Surf Safe Two	35	58	100	391	333	166				1083
Surf Smart One	29	52	83	312	281	172				929
Surf Smart Two	24	40	64	296	240	137				801
TAF Induction								39		39
Training Officer Advanced Resuscitation Techniques [AID]								1		1
Training Officer Bronze Medallion		3		3	8	5				19
Training Officer First Aid [AID]								3		3
Training Officer IRB			1	6	5			2		14
Training Officer Radio						1				1
Training Officer RWC							1	1		2
<b>GRAND TOTAL</b>	<b>483</b>	<b>715</b>	<b>961</b>	<b>5111</b>	<b>4311</b>	<b>2785</b>	<b>259</b>	<b>1186</b>	<b>2400</b>	<b>18211</b>

Based off award originating organisation award dates 01/07/2020 to 30/06/2021

\*\* denotes award was delivered to club member by the Academy under the Emergency Care Training Model

SLSQ - includes Brisbane Lifesaving Services, Operation Support and RPL Assessment only application

ALAQ-Surfguard relates to courses delivered to club members

## NON-ACCREDITED ISSUED VIA COMMERCIAL PURPOSES

Certificate of Attendance - Resuscitation	45
Defibrillation Certificate	31
Surf Survival	84
<b>GRAND TOTAL</b>	<b>160</b>

# NATIONALLY RECOGNISED AWARDS

Unit Code	Unit/Qualification Name	ALAQ	ALSO	SLSQ	TOTAL
AVI30519	Certificate III in Aviation (Rescue Crew Officer)	1			1
PUA20119	Certificate II in Public Safety (Aquatic Rescue)	240	16	1785	2041
PUA21012	Certificate II in Public Safety (Aquatic Rescue)			18	18
TAE40116	Certificate IV in Training and Assessment			1	1
TAESS00014	Enterprise Trainer - Presenting Skill Set	12		10	22
GRAND TOTAL		253	16	1814	2083
TAELN411	Address adult language, literacy and numeracy skills	3		5	8
AVIF0023	Apply aircraft safety procedures	1			1
PUASAR012	Apply surf awareness and self-rescue skills	445	16	2719	3180
PUASAR012C	Apply surf awareness and self-rescue skills			18	18
TAEASS402	Assess competence			1	1
PUACOM001	Communicate in the workplace	240	16	1785	2041
PUACOM001C	Communicate in the workplace			18	18
AVIW0025	Complete aircraft and flight equipment pre- and post-flight actions	1			1
BSBFLM312	Contribute to team effectiveness		17	74	91
BSBFLM312C	Contribute to team effectiveness			26	26
PUASAR015	Crew small powercraft in a rescue operation			523	523
PUASAR015A	Crew small powercraft in a rescue operation			10	10
TAEASS502	Design and develop assessment tools	2		12	14
TAEDS401	Design and develop learning programs	1		3	4
AVIF0040	Employ fatigue risk management practices in an aviation workplace	1			1
PUAOHS001C	Follow defined occupational health and safety policies and procedures			18	18
PUAWHS001	Follow defined work, health and safety policies and procedures	240	16	1785	2041
AVIZ0003	Maintain basic situational awareness in an aviation workplace	1			1
AVIF0041	Maintain the safety of people and aircraft	1			1
BSBMM401	Make a presentation	12		13	25
AVIF0035	Manage human factors in aviation operations	1			1
PUASAR016	Operate and maintain a personal water craft for rescue operations		28	26	54
PUASAR016A	Operate and maintain a personal water craft for rescue operations		19	22	41
PUASAR014	Operate and maintain a small powercraft and motor for rescue operations			186	186
PUASAR014A	Operate and maintain a small powercraft and motor for rescue operations			6	6
PUAOPE013	Operate communications systems and equipment	445	16	2740	3201
PUAOPE013A	Operate communications systems and equipment			18	18
PUASAR013	Participate in an aquatic rescue operation	445	16	2719	3180
PUASAR013A	Participate in an aquatic rescue operation			18	18
TAEASS403	Participate in assessment validation			1	1
AVIW0024	Perform down the wire duties	1			1
UETDTRRF06	Perform rescue from a live LV panel	1298			1298
TAEASS401	Plan assessment activities and processes			1	1
TAEDL401	Plan, organise and deliver group-based learning			2	2
TAEDL402	Plan, organise and facilitate learning in the workplace			2	2
PUAEQU001	Prepare, maintain and test response equipment		28	212	240
PUAEQU001B	Prepare, maintain and test response equipment		19	28	47
HLTAID007	Provide advanced resuscitation	566	303	550	1419
HLTAID015	Provide advanced resuscitation and oxygen therapy	87	8	49	144
HLTAID004	Provide an emergency first aid response in an education and care setting	1222		4	1226
HLTAID002	Provide basic emergency life support	5155	147	3057	8359
HLTFA211A	Provide basic emergency life support			18	18
HLTAID001	Provide cardiopulmonary resuscitation	11110	434	3181	14725
HLTAID009	Provide cardiopulmonary resuscitation	459	8	50	517
PUAEME004	Provide emergency care for suspected spinal injury	11			11
HLTAID003	Provide first aid	4951	172	1639	6762
HLTAID011	Provide first aid	304	8	49	361
HLTAID012	Provide First Aid in an education and care setting	74			74
TAEDL301	Provide work skill instruction	12		11	23
AVIF0042	Respond to abnormal and emergency situations in an aircraft	1			1
PUAAMS002	Search as a member of an air search team	1			1
AVIF0038	Undertake aircraft underwater escape and survival	12		36	48
PUAOPE027	Undertake beach safety management activities		22	153	175
PUAOPE027A	Undertake beach safety management activities			26	26
AVIW0003	Undertake helicopter aquatic rescue and recovery	1			1
PUAFIR211	Undertake hover-exit operations from helicopter	1			1
TAEDS402	Use training packages and accredited courses to meet client needs	1		3	4
AVIF0039	Utilise emergency breathing system	13		36	49
PUATEA002	Work autonomously		17	74	91
PUATEA002B	Work autonomously			26	26
PUATEA004	Work effectively in a public safety organisation	240	16	1785	2041
PUATEA004D	Work effectively in a public safety organisation			18	18
PUATEA001	Work in a team	240	16	1785	2041
PUATEA001B	Work in a team			18	18
PUAFIR209	Work safely around aircraft	1			1
GRAND TOTAL - UNITS OF COMPETENCY ISSUED		27600	1342	25559	54501



# 2020/21 QUEENSLAND CYCLONES TEAMS AWARDS

## 2020 IRB Team (Merit)

Samantha Thornton - Alexandra Headland  
Sonita Leng-Cole - Alexandra Headland  
Lauren Cannon - Alexandra Headland  
Baillie Nash - Kirra  
Sophie Clemson - Kirra  
Belinda McAuliffe - Kirra  
Shayna Cassone - Kirra  
Katie Watts - Kurrawa  
Simone Van Eck - Kurrawa  
Ben Domeracki - Kirra  
Isaac Nation - Kirra  
Spencer Moncrieff - Kirra  
Taylor Rawlings - Kirra  
Zachary Henwood - Miami  
Oliver Henwood - Miami  
Samuel Cali - Miami  
Curtis Sealy - Kurrawa  
Jack Lindsay - Kurrawa

### TEAM MANAGEMENT:

Team Manager - Scott Stephenson  
(Point Lookout)  
Asst. Team Manager - Andrew McAuliffe  
(Kirra)  
Coach - Scott Wheeler (Kurrawa)  
Patient Coordinator - Loretta Cassone  
(Kirra)

## 2020 Pool Rescue Team (Merit)

### UNDER 14:

Jasmine Rayward - North Burleigh  
Caitlin Allred - Northcliffe  
Riley Brennan - Currumbin  
Herb Winter - Currumbin

### UNDER 15:

Claudia Bailey - Northcliffe  
Alyssa Bailey - Northcliffe  
Lucas Miller - Northcliffe  
Euan Lynch - Northcliffe

### UNDER 17:

Sara Tazaki - Northcliffe  
Jessica Oates - Maroochydore  
Callum Brennan - Currumbin  
Corbin Zahn - Northcliffe

### UNDER 19:

Madeline Thomson - Northcliffe  
Summer Short - Maroochydore  
Ruben Zikarsky - Maroochydore  
Lincoln Hardy - Northcliffe

### OPEN:

Lani Pallister - Alexandra Headland  
Bianca Crisp - Northcliffe  
Mariah Jones - Tweed Heads & Coolangatta  
Prue Davies - Currumbin  
Jacob Loughnan - Currumbin  
Daniel Miller - Northcliffe  
Jacob Hales - Currumbin  
Stephen Coombes - Maroochydore

### TEAM MANAGEMENT:

Team Manager- Stephen Fry (Northcliffe)  
Asst. Team Manager- Craig Holden  
(Elliot Heads)  
Coach- Rodney Jones  
(Tweed Heads and Coolangatta)  
**2021 YPC Team:**  
**UNDER 13:**  
Amy Newton - North Burleigh  
Bianca Rayward - North Burleigh  
Britt Ackerley - Maroochydore  
Jay O'Pray - Maroochydore  
Indiana Crawford - Tweed Heads Coolangatta  
Byron Oliphant - Alexandra Headland  
Jed Rowlands - Sunshine Beach  
Kyton Pickering - Maroochydore  
Vern Winter - Currumbin  
Jasper Wiseman - Maroochydore

### UNDER 14:

Allie Hughes - Tugun  
Ava Usher - Burleigh Heads Mowbray Park  
Eliza Parish - Alexandra Headland  
Milla Jansen - Northcliffe  
Lily Alford - Tweed Heads Coolangatta  
Mikayla Bird - North Burleigh  
Tiarna O'Neill - Metropolitan Caloundra  
Benjamin Cervenak - Tallebudgera  
Elias Richards - Northcliffe  
Kobi Holden - Elliott Heads  
Riley Rasmussen - North Burleigh  
Jake Stanborough - Rainbow Bay  
Dylan Wilson - Sunshine Beach  
Jack Conway - Agnes Waters

### UNDER 15:

Aleira Usher - Burleigh Heads Mowbray Park  
Allana Glowaski - Tallebudgera  
Jasmine Rayward - North Burleigh  
Leah Pilkington - Alexandra Headland  
Lily McClure - Tweed Heads Coolangatta  
Georgia McKinley - Sunshine Beach  
Zara Richters - Metropolitan Caloundra  
Ethan Callaghan - North Burleigh  
Ethan Wentworth - Southport  
Riley Brennan - Currumbin  
Ryley Harland - Northcliffe  
Wil Kruger - Alexandra Headland  
Harrison Broue - Burleigh Heads Mowbray Park  
Tom Johnston - Maroochydore  
Wil Kruger - Alexandra Headland  
Harrison Broue - Burleigh Heads Mowbray Park  
Tom Johnston - Maroochydore

### TEAM MANAGEMENT:

Team Manager - Craig Law (Sunshine Beach)  
Asst. Team Manager- Amanda Massie  
(Maroochydore)

Coach - Mel Cracroft-Wilson (Kurrawa Beach)  
Water Coach - Mike Janes (Mermaid Beach)  
Asst Coach (Beach) - Sam Dick (Currumbin)  
Asst Coach (Water) - Tiarrn Raymond (Alexandra Headland)

## 2021 Surf Boat Team

### UNDER 19 WOMEN – NOOSA HEADS KOOKABURRAS

David Tomba (sweep)  
Maya Walsh  
Cjai Rosenkranz  
Ayva-Maree Tomba  
Chenoa Scott

### UNDER 19 MEN – MAROOCHYDORE FORCE

Michael Brooks (sweep)  
Masen Lough  
Sean Cauley  
Tom Barrett  
Matthew Eggins

### UNDER 23 WOMEN – DICKY BEACH TOOSHIES

Robert Flood (sweep)  
Ella Smith  
Kate Morcom  
Samantha Artley  
Victoria Barbour

### UNDER 23 MEN – NORTHCLIFFE HURRICANES

Damien Clayphan (sweep)  
Joshua Bunney  
Ethan Ferrero  
Finnien Mitchell  
Declan Comerford

### RESERVE WOMEN – NOOSA BOWERBIRDS

David Tomba (sweep)  
Jessica Arvela  
Kate Tomba  
Rachel Paterson  
Eleanor Bartens

### RESERVE MEN - CURRUMBIN KRACKENS

Lyle Clark (sweep)  
Zach Thomson-Smith  
Bill Psaltis  
Gabe Hanmer  
Jesse O'Neill Open Women – Currumbin Cockatoos

Matt Wildman (sweep)  
Kelissa Brackett

Tara Coats  
Lisa Moseley  
Sascha O'Keeffe

### OPEN MEN – NORTHCLIFFE THUNDER

Damien Clayphan (sweep)  
Jake Weston  
Jon Pepper  
Ben Townsend  
Murray Stacey

# 2021 STATE CHAMPIONSHIPS RESULTS

## 2021 QLD Youth State Championships:

### U11 Female 1KM Beach Run

Piper Anderson (Tugun)  
Jaz Edmondstone (Metropolitan-Caloundra)  
Mia Caple (Noosa Heads)

### U11 Male 1KM Beach Run

Alex Simpson (Burleigh Heads Mowbray Park)  
Ben Vickery (Currumbin)  
Riley Macartney (Alexandra Headland)

### U12 Female 1KM Beach Run

Zarah Farrington (North Burleigh)  
Savannah Bush (Currumbin)  
Sienna Carter (Mooloolaba)

### U12 Male 1KM Beach Run

Hunter Anderson (Tugun)  
Taj Murray (North Burleigh)  
Zac Moir (Burleigh Heads Mowbray Park)

### U13 Female 1KM Beach Run

Sienna Bush (Currumbin)  
Bianca Rayward (North Burleigh)  
Ashley Plane (Kurrawa)

### U13 Male 1KM Beach Run

Jed Rowlands (Sunshine Beach)  
Luke Palmer (Burleigh Heads Mowbray Park)  
Willian Box (Sunshine Beach)

### U14 Female 2KM Beach Run

Sarah Clarke (Southport)  
Sasha McDonald (North Burleigh)  
Mia Yeabsley (North Queensland)

### U14 Male 2KM Beach Run

Kai Colless (Tugun)  
Findlay Booker (Alexandra Headland)  
Jai Murray (North Burleigh)

### U15 Female 2KM Beach Run

Aspen Anderson (Tugun)  
Charlotte Hart (Burleigh Heads Mowbray Park)  
Emma McDonald (Northcliffe)

### U15 Male 2KM Beach Run

Tom Fabiani (Alexandra Headland)  
Saul Nicol-Rann (Mooloolaba)  
Archie Fenton (Southport)  
Junior 2 Person R&R  
Burleigh Heads Mowbray Park – Team B

Burleigh Heads Mowbray Park – Team A  
North Barrier Branch – Team B

### U15 2 Person R&R

Southport – Team A  
Bribie Island – Team B  
Tallebudgera – Team A

### U15 5 Person R&R

Bribie Island – Team A  
Junior 5 Person R&R  
Burleigh Heads Mowbray Park – Team A

### U11 Female Beach Flags

Jaz Edmondstone (Metropolitan-Caloundra)  
Daisy Vincent (North Burleigh)  
Sooke Paley (TH&C)

### U11 Male Beach Flags

Dennis Aycan (Northcliffe)  
Jayvyn Johnson (Surfers Paradise)  
Cal Fischer (Currumbin)

### U12 Female Beach Flags

Sienna Arthur (Rainbow Beach)  
Belle Jackson (Coolum Beach)  
Marley Simmonds (Tallebudgera)

### U12 Male Beach Flags

Luke Rychvalsky (Maroochydore)  
Walter Currie (Noosa Heads)  
Nate Brady (North Barrier Branch)

### U13 Female Beach Flags

Indiana Crawford (TH&C)  
Pipi Barlow (Metropolitan-Caloundra)  
Summer Wills-Rawlings (Mooloolaba)

### U13 Male Beach Flags

Brody Muller (North Burleigh)  
Kruz Dittmann (Metropolitan-Caloundra)  
Xavier Ulbl (Bundaberg)

### U14 Female Beach Flags

Lily Alford (TH&C)  
Caillie Eriksen (TH&C)  
Amy Cronk (TH&C)

### U14 Male Beach Flags

Marc Lumagbas-Smith (Agnes Waters)  
Jake Stanborough (Rainbow Bay)  
Kodi Worth (North QLD)

### U15 Female Beach Flags

Britney Ingr (Currumbin)

Lily McClure (TH&C)  
Hayley Dickie (Metropolitan-Caloundra)

### U15 Male Beach Flags

Jett Milford-Ferguson (Surfers Paradise)  
Tom Johnston (Maroochydore)  
Kyle Ormiston (Alexandra Headland)

### U11 Female Beach Relay

Tugun – Team A  
TH&C – Team A  
Mooloolaba – Team A

### U11 Male Beach Relay

North Burleigh – Team A  
Currumbin – Team A  
Burleigh Heads Mowbray Park – Team A

### U12 Female Beach Relay

TH&C – Team A  
North Burleigh – Team A  
Maroochydore – Team A

### U12 Male Beach Relay

TH&C – Team A  
Maroochydore – Team A  
Metropolitan-Caloundra – Team A

### U13 Female Beach Relay

Mooloolaba – Team A  
TH&C – Team A  
Burleigh Heads Mowbray Park – Team A

### U13 Male Beach Relay

Maroochydore – Team A  
TH&C – Team A  
Burleigh Heads Mowbray Park – Team A

### U14 Female Beach Relay

TH&C – Team A  
Rainbow Bay – Team A  
Dicky Beach – Team A

### U14 Male Beach Relay

Metropolitan-Caloundra – Team A  
Maroochydore – Team A  
Northcliffe – Team A

### U15 Female Beach Relay

TH&C – Team A  
Metropolitan-Caloundra – Team A  
Burleigh Heads Mowbray Park – Team A

**U15 Male Beach Relay**

Alexandra Headland – Team A  
Metropolitan-Caloundra – Team A  
Maroochydore – Team A

**U11 Female Beach Sprint**

Jaz Edmondstone (Metropolitan-Caloundra)  
Lily Moana (Currumbin)  
Sooke Paley (TH&C)

**U11 Male Beach Sprint**

Mitchell Front (North Burleigh)  
Lachlan Robinson (Currumbin)  
Hugo Webber (North Burleigh)

**U12 Female Beach Sprint**

Emerson Cross (Currumbin)  
Belle Jackson (Coolum Beach)  
Sienna Carter (Mooloolaba)

**U12 Male Beach Sprint**

Bailen Noy (Metropolitan-Caloundra)  
Luke Rychvalsky (Maroochydore)  
Lachlan Marshall (Maroochydore)

**U13 Female Beach Sprint**

Indiana Crawford (TH&C)  
Pipi Barlow (Metropolitan-Caloundra)  
Ruby Turner (Bribie Island)

**U13 Male Beach Sprint**

Jasper Wiseman (Maroochydore)  
Myles Fraser (Burleigh Heads Mowbray Park)  
Hayden Dewberry (Maroochydore)

**U14 Female Beach Sprint**

Lily Alford (TH&C)  
Josie Holmes (Maroochydore)  
Saraya Eades (Noosa Heads)

**U14 Male Beach Sprint**

Jake Standborough (Rainbow Bay)  
Clay Andrews (Metropolitan- Caloundra)  
Jack Conway (Agnes Water)

**U15 Female Beach Sprint**

Britney Ingr (Currumbin)  
Zara Richters (Northcliffe)  
Lily McClure (TH&C)

**U15 Male Beach Sprint**

Wil Kruger (Alexandra Headland)  
Tom Johnston (Maroochydore)

**U11 Female Cameron Relay**

Burleigh Heads Mowbray Park – Team A  
Tugun – Team A  
Metropolitan-Caloundra – Team A  
Will Price (Tugun)

**U11 Male Cameron Relay**

North Burleigh – Team A  
Burleigh Heads Mowbray Park – Team A  
Southport- Team B

**U12 Female Cameron Relay**

North Burleigh – Team A  
Alexandra Headland – Team A  
Burleigh Heads Mowbray Park – Team A

**U12 Male Cameron Relay**

North Burleigh – Team A  
Burleigh Heads Mowbray Park – Team A  
Maroochydore – Team A

**U13 Female Cameron Relay**

North Burleigh – Team B  
Tugun – Team A  
Alexandra Headland – Team A

**U13 Make Cameron Relay**

Sunshine Beach – Team A  
North Burleigh – Team A  
Noosa Heads – Team B

**U14 Female Cameron Relay**

Alexandra Headland – Team A  
Northcliffe – Team A  
Alexandra Headland – Team B

**U14 Male Cameron Relay**

Northcliffe – Team A  
Sunshine Beach – Team A  
North Burleigh – Team A

**U15 Female Cameron Relay**

Northcliffe – Team A  
Burleigh Heads Mowbray Park – Team A  
Metropolitan-Caloundra – Team A

**U15 Make Cameron Relay**

Currumbin – Team A  
Northcliffe – Team A  
Tugun – Team A

**U11 Male Ironman**

Archie Ray (Maroochydore)  
Mackenzie Crocker (Southport)  
Jesse Fydler (North Burleigh)

**U12 Male Ironman**

Taj Murray (North Burleigh)  
Nicholas Carter (Alexandra Headland)  
Darcy Tarrant (Sunshine Beach)

**U13 Male Ironman**

Byron Oliphant (Alexandra Headland)  
Jed Rowlands (Sunshine Beach)  
Charlie Harmer (Noosa Heads)

**U14 Male Ironman**

Kobi Holden (Elliot Heads)  
Dylan Wilson (Sunshine Beach)  
Benjamin Cervenak (Tallebudgera)

**U15 Male Ironman**

Ryley Harland (Northcliffe)  
Riley Brennan (Currumbin)  
Taj Andrews (Tannum Sands)

**U11 Female Ironwoman**

Layla Wyper (Burleigh Heads Mowbray Park)  
Jaz Edmondstone (Metropolitan-Caloundra)  
Jessica Conrad (Burleigh Heads Mowbray Park)

**U12 Female Ironwoman**

Meika Locke (North Burleigh)  
Imogen Dowker (Burleigh Heads Mowbray Park)  
Elle Richardson (Alexandra Headland)

**U13 Female Ironwoman**

Luna Piazza (Tugun)  
Amy Newton (North Burleigh)  
Jay OPray (Maroochydore)

**U14 Female Ironwoman**

Milla Jansen (Northcliffe)  
Serena Bond (Alexandra Headland)  
Allie Hughes (Tugun)

**U15 Female Ironwoman**

Jasmine Rayward (North Burleigh)  
Cyra bender (Northcliffe)  
Chelsea Wood (Burleigh Heads Mowbray Park)

**Junior March Past**

Burleigh Heads Mowbray Park – Green  
Palm Beach – Team A  
North Barrier Branch – Team A

**U11 Female Surf Board**

Lily Moana (Currumbin)  
Milla Seaton (Tugun)  
Zoe Stafford (Tallebudgera)

**U11 Male Surf Board**

Mitchell Frost (North Burleigh)  
Riley Macartney (Alexandra Headland)  
Alexander Frost (North Burleigh)

**U12 Female Surf Board**

Ruby Twiggy Williams (Maroochydore)  
Grace Hughes (Tugun)  
Meika Locke (North Burleigh)

**U12 Male Surf Board**

Taj Murray (North Burleigh)  
Cooper Rana-Smith (Currumbin)  
Nicholas Carter (Alexandra Headland)



### U13 Female Surf Board

Britt Ackerley (Maroochydore)

Amy Newton (North Burleigh)

Mackenzie Sharpe (Alexandra Headland)

### U13 Male Surf Board

Byron Oliphant (Alexandra Headland)

Gus Anderssen (Noosa Heads)

Phoenix Friedewald (Burleigh Heads Mowbray Park)

### U14 Female Surf Board

Eliza Parish (Alexandra Headland)

Sarah Clarke (Southport)

Allie Hughes (Tugun)

### U14 Male Surf Board

Kobi Holden (Elliot Heads)

Benjamin Cervenak (Tallebudgera)

Elias Richards (Northcliffe)

### U15 Female Surf Board

Sophie Wall (Alexandra Headland)

Elsie Shrapnel (Dicky Beach)

Chelsea Wood (Burleigh Heads Mowbray Park)

### U15 Male Surf Board

Taj Andrews (Tannum Sands)

Jake French (Tugun)

Harrison Broue (Burleigh Heads Mowbray Park)

### U11 Female Surf Board Relay

Burleigh Heads Mowbray Park – Team A

Currumbin – Team A

Tugun – Team A

### U11 Male Surf Board Relay

North Burleigh – Team A

North Burleigh – Team B

Currumbin – Team A

### U12 Female Surf Board Relay

North Burleigh – Team A

Tallebudgera – Team A

Sunshine Beach – Team A

### U12 Male Surf Board Relay

North Burleigh – Team A

Burleigh Heads Mowbray Park – Team A

Sunshine Beach – Team A

### U13 Female Surf Board Relay

North Burleigh – Team A

Tugun – Team B

Maroochydore – Team A

### U13 Male Surf Board Relay

Noosa Heads – Team A

North Burleigh – Team A

Sunshine Beach – Team A

### U14 Female Surf Board Relay

Northcliffe – Team A

Dicky Beach – Team A

North Burleigh-Team A

### U14 Male Surf Board Relay

Northcliffe – Team A

North Burleigh – Team A

Tannum Sands – Team A

### U15 Female Surf Board Relay

Burleigh Heads Mowbray Park – Team B

Burleigh Heads Mowbray Park – Team A

Alexandra Headland – Team B

### U15 Male Surf Board Relay

Burleigh Heads Mowbray Park – Team A

Tugun – Team A

Northcliffe – Team A

### U11 Female Surf Board Rescue

Tugun – Team A

Currumbin – Team A

Tugun – Team B

### U11 Male Surf Board Rescue

North Burleigh – Team C

Currumbin – Team A

Southport – Team A

### U12 Female Surf Board Rescue

North Burleigh – Team A

Sunshine Beach – Team A

Alexandra Headland – Team A

### U12 Male Surf Board Rescue

Burleigh Heads Mowbray Park – Team A

Alexandra Headland – Team A

Tugun – Team A

### U13 Female Surf Board Rescue

Tugun – Team A

Maroochydore – Team B

North Burleigh – Team B

### U13 Male Surf Board Rescue

Noosa Heads – Team A

North Burleigh – Team A

Kurrawa – Team A

### U14 Female Surf Board Rescue

Alexandra Headland – Team A

North Burleigh – Team A

Northcliffe – Team A

### U14 Male Surf Board Rescue

North Burleigh – Team A

Northcliffe – Team B

Maroochydore – Team B

### U15 Female Surf Board Rescue

Metropolitan-Caloundra – Team B

Metropolitan-Caloundra – Team A

Burleigh Heads Mowbray Park – Team D

### U15 Male Surf Board Rescue

Burleigh Heads Mowbray Park – Team A

Tannum Sands – Team A

Currumbin – Team A

### U11 Female Surf Race

Sophie Hebron (Metropolitan-Caloundra)

Layla Wyper (Burleigh Heads Mowbray Park)

Emma McMahon (North Barrier Branch)

### U11 Male Surf Race

Archie Ray (Maroochydore)

Mackenzie Crocker (Southport)

Taj Benjamin (Burleigh Heads Mowbray Park)

### U12 Female Surf Race

Grace Hughes (Tugun)

Elle Richardson (Alexandra Headland)

Ryne Spence (North Burleigh)

### U12 Male Surf Race

Stanley Jarrott (Maroochydore)

Nicholas Carter (Alexandra Headland)

Noah Lynch (North Burleigh)

### U13 Female Surf Race

Bianca Rayward (North Burleigh)

Amy Newman (North Burleigh)

Cerys Davis (Alexandra Headland)

### U13 Male Surf Race

Bryon Oliphant (Alexandra Headland)

Jed Rowlands (Sunshine Beach)

Matt Schafer (North Burleigh)

### U14 Female Surf Race

Milla Jansen (Northcliffe)

Mikayla Bird (North Burleigh)

Luka Leonardi (North Burleigh)

### U14 Male Surf Race

Jaiden Marshall (North Burleigh)

Kalani Creech (Northcliffe)

James Leigh (Metropolitan-Caloundra)

### U15 Female Surf Race

Lucia Richards (Metropolitan-Caloundra)

Jasmine Rayward (North Burleigh)

Cyra Bender (Northcliffe)

### U15 Male Surf Race

Ryley Harland (Northcliffe)

MJ Lowe (Northcliffe)

Kane Martin (Tannum Sands)

### **U11 Female Surf Team**

Burleigh Heads Mowbray Park – Team A

Maroochydore – Team A

North Burleigh – Team A

### **U11 Male Surf Team**

Burleigh Heads Mowbray Park – Team A

Southport – Team A

North Burleigh – Team A

### **U12 Female Surf Race**

North Burleigh – Team A

Sunshine Beach – Team A

Burleigh Heads Mowbray Park – Team A

### **U12 Male Surf Race**

North Burleigh – Team A

Burleigh Heads Mowbray Park – Team A

Alexandra Headland – Team A

### **U13 Female Surf Race**

North Burleigh – Team A

Maroochydore – Team A

Tugun – Team A

### **U13 Male Surf Race**

Maroochydore – Team A

North Burleigh – Team A

Sunshine Beach – Team A

### **U14 Female Surf Race**

Kurrawa – Team A

North Burleigh – Team A

Alexandra Headland – Team A

### **U14 Male Surf Race**

Tannum Sands – Team A

North Burleigh – Team A

Northcliffe – Team A

### **U15 Female Surf Race**

North Burleigh – Team A

Metropolitan-Caloundra – Team A

Northcliffe – Team A

### **U15 Male Surf Race**

Northcliffe – Team A

Currumbin – Team A

Tannum Sands – Team A

### **All-Age Beach Relay**

Metropolitan-Caloundra – Team A

TH&C – Team A

North Burleigh – Team A

## **2021 QLD Senior State Championships:**

### **Open Female 2KM Beach Run**

Kate Watson (Bribie Island)

Caitlin Gilliman (Mooloolaba)

Greta Petersen (Burleigh Heads Mowbray Park)

### **Open Male 2KM Beach Run**

Samuel McAuliffe (Tallebudgera)

Jack Lund (Tallebudgera)

Jack Adams (Nobbys Beach)

### **U17 Female 2KM Beach Run**

Olissa Onley (Cudgen Headland)

Eva Parish (Northcliffe)

Morgan Trinca (Southport)

### **U17 Male 2KM Beach Run**

Max Chislett (Currumbin)

Ky Howell (Burleigh Heads Mowbray Park)

Lachlan Free (Southport)

### **U19 Female 2KM Beach Run**

Hannah Schmidt (Northcliffe)

Brodee Trinca (Southport)

Lily Turton (Mooloolaba)

### **U19 Male 2KM Beach Run**

Samuel McAuliffe (Tallebudgera)

Jack Read (Tallebudgera)

Sebastian Fergusson (Burleigh Heads Mowbray Park)

### **Open Male 5-person R&R**

Maroochydore – Team A

Northcliffe – Team A

### **Open Mixed 5-person R&R**

Maroochydore – Team A

Northcliffe – Team A

### **U17 5-person R&R**

Bribie Island – Team A

### **Open Mixed 6-person R&R**

Northcliffe – Team A

Maroochydore – Team A

### **Open Female Beach Flags**

Elizabeth Forsyth (Currumbin)

Chelsea Lane (Currumbin)

Natalie Clucas (Currumbin)

### **Open Male Beach Flags**

Jackson Symonds (Northcliffe)

Jason Gough (Northcliffe)

Brandon McMahon (Kurrawa)

### **U17 Female Beach Flags**

Kiera Bascombe (Mooloolaba)

Jazmin-lea Rice (Maroochydore)

Tahlia Sutherland (Currumbin)

### **U17 Male Beach Flags**

Jake O’Hara

Stirling Crawford

Sam Dickie

### **U19 Female Beach Flags**

Mia McWilliam (Alexandra Headland)

Tiarna Bembrick (Currumbin)

Chloe Garifalakis (Alexandra Headland)

### **U19 Male Beach Flags**

Ky Woods (Bundaberg)

Fraser Toon (Kurrawa)

Liam Fell (Noosa Heads)

### **Open Female Beach Relay**

Kurrawa – Team A

Alexandra Headland – Team A

Currumbin – Team A

### **Open Male Beach Relay**

Northcliffe – Team A

Kurrawa – Team A

Mooloolaba – Team A

### **U19 Male Ironman**

Finn Askew (Surfers Paradise)

Connor Peabody (Burleigh Heads Mowbray Park)

Joe Collins (Northcliffe)

### **Open Female Ironwoman**

Georgia Miller (Northcliffe)

Brielle Cooper (Burleigh Heads Mowbray Park)

Danielle McKenzie (Northcliffe)

### **U17 Female Ironwoman**

Lily O’Sullivan (Burleigh Heads Mowbray Park)

Jamie Perkins (Northcliffe)

Charlotte Cross (Burleigh Heads Mowbray Park)

### **U19 Female Ironwoman**

Tayla Halliday (Alexandra Headland)

Emma Woods (Alexandra Headland)

Lucy Derbyshire (Northcliffe)

### **Open Lifesaver Relay**

Northcliffe – Team A

Maroochydore – Team A

Currumbin – Team A

### **Open March Past**

Alexandra Headland – Team A

Burleigh Head Mowbray Park – Team A

Kurrawa – Team A

### **Under 23 Open March Past**

Burleigh Heads Mowbray Park

Northcliffe

### **Open Female Tube Rescue**

Northcliffe

Northcliffe

Mermaid

### **Open Male Tube Rescue**

Maroochydore

Northcliffe

Surfers Paradise

### **Under 19 Male Tube Rescue**

Burleigh Heads Mowbray Park

Northcliffe

Maroochydore

### **Under 19 Female Tube Rescue**

Burleigh Heads Mowbray Park

Northcliffe

Maroochydore

### **Open Female Surf Belt**

Georgia Miller (Northcliffe)

Lana Rogers (Alexandra Headland)

Lewsam Jazmin (Southport)

### **Open Male Surf Belt**

Hayden Cotter (Maroochydore)

Ruben Zikarsky (Maroochydore)

Bailey Armsstrong (Northcliffe)

### **Under 17 Male Surf Belt**

Brennan Callum (Currumbin)

Harlan Kai (Northcliffe)

Piper Joel (Maroochydore)

### **Under 19 Female Surf Belt**

Brodee Trinca (Southport)

Sarah Perkins (Mooloolaba)

Sara Tazaki (Northcliffe)

### **Under 19 Male Surf Belt**

Kaan Karadog (Northcliffe)

Ruben Zikarsky (Maroochydore)

Joseph McMenamin (Northcliffe)

### **Open Female Surf Board**

Jadye Hardstaff (Burleigh Heads Mowbray Park)

Lily Cracknell (Burleigh Heads Mowbray Park)

Emma Woods (Alexandra Heads)

### **Under 17 Female Surf Belt**

Yve Warren (Maroochydore)

Josie McCabe (Burleigh Heads Mowbray Park)

Rhiannon Copsey (Maroochydore)

### **Open Male Surf Board**

Adam Palmer (Maroochydore)

Matt Bevilacqua (Northcliffe)

Simon Murfet (Mermaid)

### **Under 17 Female Surf Board**

Jamie Perkins (Northcliffe)

Claudia Bailey (Northcliffe)

Lily O'Sullivan

### **Under 17 Male Surf Board**

Hugh Munro (Currumbin)

Coeby Frigo (Burleigh Heads Mowbray Park)

Callum Brennan (Currumbin)

### **Under 19 Female Surf Board**

Brodee Trinca (Southport)

Emma Woods (Alexandra Headland)

Lucy Derbyshire (Northcliffe)

### **Under 19 Male Surf Board**

Texas Dixon (Surfers Paradise)

Joe Collins (Northcliffe)

Adam Palmer (Maroochydore)

### **Open Female Surf Board Relay**

Northcliffe – Team A

Alexandra Headland – Team A

Burleigh Heads Mowbray Park – Team A

### **Open Male Surf Board Relay**

Burleigh Heads – Team A

Northcliffe – Team A

Surfers Paradise – Team A

### **Under 17 Female Surf Board Relay**

Northcliffe – Team A

Burleigh Heads Mowbray Park – Team A

Sunshine Beach – Team A

### **Under 17 Male Surf Board Relay**

Currumbin – Team A

Burleigh Heads Mowbray Park – Team A

Maroochydore – Team A

### **Under 19 Female Surf Board Relay**

Southport – Team A

Alexandra Headland – Team A

Maroochydore – Team A

### **Under 19 Male Surf Board Relay**

Northcliffe – Team A

Maroochydore – Team A

Surfers Paradise – Team A

### **Under 17 Female Surf Board Rescue**

Burleigh Heads Mowbray Park – Team A

Northcliffe – Team A

Noosa Heads – Team A

### **U17 Male Surf Board Rescue**

Mermaid Beach – Team A

Maroochydore – Team B

Currumbin – Team A

### **U19 Female Surf Board Rescue**

Alexandra Headland – Team A

Northcliffe – Team D

Southport – Team A

### **U19 Male Surf Board Rescue**

Northcliffe – Team A

Alexandra Headland – Team A

Northcliffe – Team C

### **Open Female Surf Boat**

Mooloolaba – Mooloolaba Mavericks

Currumbin – Cockatoos

Northcliffe – Krankitz

### **Open Male Surf Boat**

Mermaid Beach – Mermaid Kennards

Tallebudgera – Talle Tom Cats

Maroochydore – Force

### **Reserve Grade Female Surf Boat**

Currumbin – Concords

Tugun – Team A

Currumbin – Savages

### **Reserve Grade Male Surf Boat**

Northcliffe – Hurricanes

Currumbin – Krakens

Bundaberg – Team A

### **U19 Female Surf Boat**

Noosa Heads – Kookaburras

Dicky Beach – Dandelions

Maroochydore – Mung Beans

### **U19 Male Surf Boat**

Maroochydore – Force

Currumbin – Wulfings

Dicky Beach – Gerbils

### **U23 Female Surf Boat**

Dicky Beach – Tooshies

Noosa Heads – Scrub Turkeys

Noosa Heads – Spangled Drongos

### **U23 Male Surf Boat**

Northcliffe – Hurricanes

Alexandra Headland – H n H Air Conditioning

Maroochydore – Meat Trays



### **Surf Boat Relay**

Maroochydore – Force

Currumbin – Team A

Dicky Beach – Flashbacks

### **Open Female Surf Race**

Georgia Miller (Northcliffe)

Sara Tazaki (Northcliffe)

Jade Slee (Mermaid Beach)

### **Open Male Surf Race**

Nicholas Sloman (Noosa Heads)

Bailey Armstrong (Northcliffe)

Ky Kinsela (Burleigh Heads)

### **U17 Female Surf Race**

Jamie Perkins (Northcliffe)

Lily O’Sullivan (Burleigh Heads)

Claudia Bailey (Northcliffe)

### **U17 Male Surf Race**

Kai Harland (Northcliffe)

Jacob Dickey (Alexandra Headland)

Sam Harris (Maroochydore)

### **U19 Female Surf Race**

Emma Woods (Alexandra Headland)

Tayla Halliday (Alexandra Headland)

Claire Van Kampen (Surfers Paradise)

### **U19 Male Surf Race**

Auden Parish (Northcliffe)

Joe Collins (Northcliffe)

Zachary Tabuai (Alexandra Headland)

### **Open Female Surf Race**

Danielle McKenzie (Northcliffe)

Georgia Laird (Northcliffe)

Jenaya Massie (Maroochydore)

### **Open Male Surf Race**

Sam Norton (Northcliffe)

Tom Norton (Northcliffe)

Bailey Johns (Maroochydore)

### **U17 Female Surf Ski**

Ruby Meehan (Burleigh Heads)

Kate Regan (Mooloolaba)

Emersen Hardy (Northcliffe)

### **U17 Male Surf Ski**

Daniel Hardwick (Currumbin)

Joel Piper (Maroochydore)

Flynn Basalo (Northcliffe)

### **U19 Female Surf Ski**

Lily Turton (Mooloolaba)

Dominique Stitt (Maroochydore)

Sara Tazaki (Northcliffe)

### **U19 Male Surf Ski**

Joe Collins (Northcliffe)

Kaan Karadag (Northcliffe)

Thomas Scott (Northcliffe)

### **Open Female Surf Ski Relay**

Northcliffe – Team A

Northcliffe – Team B

Maroochydore – Team A

### **Open Male Surf Ski Relay**

Northcliffe – Team A

Currumbin – Team A

Alexandra Headland – Team A

### **U17 Female Surf Ski Relay**

Burleigh Heads – Team A

Sunshine Beach – Team A

Northcliffe – Team A

### **U17 Male Surf Ski Relay**

Northcliffe – Team A

Maroochydore – Team A

Burleigh Heads – Team A

### **U19 Female Surf Ski Relay**

Alexandra Headland – Team A

Northcliffe – Team A

Mooloolaba – Team A

### **U19 Male Surf Ski Relay**

Northcliffe – Team A

Northcliffe – Team B

Surfers Paradise – Team A

### **Open Female Surf Team**

Northcliffe – Team A

Noosa Heads – Team A

Burleigh Heads – Team A

### **Open Male Surf Team**

Surfers Paradise – Team A

Burleigh Heads Mowbray Park – Team A

Northcliffe – Team A

### **U17 Female Surf Team**

Burleigh Heads Mowbray Park – Team A

Northcliffe – Team A

Sunshine Beach – Team A

### **U17 Male Surf Team**

Maroochydore – Team A

Alexandra Headland – Team A

Burleigh Heads – Team A

### **U19 Female Surf Team**

Northcliffe – Team A

Alexandra Headland – Team A

Maroochydore – Team A

### **U19 Male Surf Team**

Northcliffe – Team A

Burleigh Heads – Team A

Maroochydore – Team A

### **Open Female Taplin 3 person**

Alexandra Headland – Team A

Northcliffe – Team B

Burleigh Heads – Team A

### **U17 Female Taplin 3 person**

Northcliffe – Team A

Burleigh Heads – Team A

Northcliffe – Team B

### **U17 Male Taplin 3 person**

Maroochydore – Team A

Northcliffe – Team A

Currumbin – Team A

### **U19 Female Taplin 3 person**

Northcliffe – Team A

Maroochydore – Team A

Alexandra Headland – Team A

### **U19 Male Taplin 3 person**

Northcliffe – Team A

Noosa Heads – Team A

Maroochydore – Team A

### **Open Male Taplin 6 person**

Maroochydore – Team A

Northcliffe – Team A

Burleigh Heads – Team A

## 2021 QLD Masters State Championships:

### 60-64 Female 1KM Beach Run

Georgina Lynch (Noosa Heads)

Jacqueline Eaton-Sinclair (Alexandra Headland)

Margaret Kyle (Northcliffe)

### 60-64 Male 1KM Beach Run

Peter Mirls (Southport)

Bruce Serisier (Nobbys Beach)

Ian Norman (Coolum Beach)

### 65-69 Female 1KM Beach Run

Marilyn Clarence (Alexandra Headland)

### Male 1KM Beach Run

Errol Ross (Mooloolaba)

David Quemard (Brunswick)

John Rynne (Northcliffe)

### 70+ Male 1KM Beach Run

Denis Griffith (Burleigh Heads Mowbray Park)

Paul Jenkinson (Noosa Heads)

Richard Bedford (Northcliffe)

### 30-34 Female 2KM Beach Run

Bonnie-Anne Palmer (Kurrawa)

### 30-34 Male 2KM Beach Run

Calan Lovitt (Point Lookout)

Blair Van Waveren (Nobbys Beach)

Hiro Uraguchi (Northcliffe)

### 30-39 Female 2KM Beach Run

Joanna Wellman (TH & C)

Alison Cook (Southport)

### 30-39 Male 2KM Beach Run

Luke Bradley (Nobbys Beach)

### 40-44 Female 2KM Beach Run

Cathryn Rayward (North Burleigh)

Julia Allison (Southport)

Jacinda Kontoleon (Nobbys Beach)

### 40-44 Male 2KM Beach Run

Simon Thompson (Sunshine Beach)

Anthony Edser (Kurrawa)

Gerard Sangston (North Burleigh)

45-49 Female 2KM Beach Run

Wakana Yoshida (Northcliffe)

Lee-Anne Nelson (Ocean Beach)

Jane Stevens (Metropolitan-Caloundra)

### 45-49 Male 2KM Beach Run

Robin Kerby (Bundaberg)

Timothy Matchett (Palm Beach)

Vincent Loubet (Coolangatta)

### 50-54 Female 2KM Beach Run

Mairead Carstens (Noosa Heads)

Caroline Bellenger (Coolangatta)

Willow Smith (Mooloolaba)

### 50-54 Male 2KM Beach Run

Nicholas Fawaz (Coolangatta)

David Tranter (Nobbys Beach)

Andrew McElhone (Nobbys Beach)

### 55-59 Male 2KM Beach Run

Mark Lepper (Bribie Island)

Michael Harris (Bundaberg)

Roger Belmar (Northcliffe)

### 30-34 Female Beach Flags

Chanel Morrison (Kurrawa)

Melissa Cracroft-Wilson (Kurrawa)

Katie Watts (Kurrawa)

### 30-34 Male Beach Flags

Laurie Hughes (Kurrawa)

Gershwin Chetty (Kurrawa)

Dylan Gabbert (Nobbys Beach)

### 35-39 Female Beach Flags

Odette Blacklock (Salt)

Michelle Jeffress (Kurrawa)

### 35-39 Male Beach Flags

Paul Cracroft-Wilson (Kurrawa)

Luke Bradley (Nobbys Beach )

### 40-44 Female Beach Flags

Cathryn Rayward (North Burleigh)

Julia Allison (Southport)

Sarah Pereira (Palm Beach)

### 40-44 Male Beach Flags

Tumaka Read (Alexandra Headland)

Gerard Sangston (North Burleigh)

Hamish Dutton (Palm Beach)

### 45-49 Female Beach Flags

Helena Gordon (Kurrawa)

Deborah Steele (Maroochydore)

Louise Ruff (Palm Beach)

### 45-49 Male Beach Flags

Todd McSwan (Maroochydore)

Brett Rubie (Bribie Island)

Robin Kerby (Bundaberg)

### 50-54 Female Beach Flags

Willow Smith (Mooloolaba)

Tania Morton (Mooloolaba)

Chantelle Minter (Mooloolaba)

### 50-54 Male Beach Flags

Brian Carroll (Elliott Heads)

Michael Schnabel (Dicky Beach)

Ross McSwan (Alexandra Headland)

### 55-59 Female Beach Flags

Carol Jones (Mooloolaba)

### 55-59 Male Beach Flags

Matthew Sierp (Alexandra Headland)

Philip Wyper (Coolangatta)

Tony Grima (Hervey Bay)

### 60-64 Female Beach Flags

Karen Fischer (Kurrawa)

Margaret Madden (Brunswick)

### 60-64 Male Beach Flags

Craig Parker (Mooloolaba)

Paul Keighley (Nobbys Beach)

Bruce Serisier (Nobbys Beach)

### 65-69 Female Beach Flags

Marilyn Clarence (Alexandra Headland)

Robyn Jenkinson (Noosa Heads)

### 65-69 Male Beach Flags

Jim McCullagh (Urunga)

James Furlong (Miami Beach)

Errol Ross (Mooloolaba)

### 70+ Male Beach Flags

Denis Griffith (Burleigh Heads)

Robert Tomblin (Kurrawa)

Peter Allison (Kurrawa)

### 140+ Years Female Beach Relay

Kurrawa – Team A

Palm Beach – Team A

Kurrawa – Team A

### 140+ Years Male Beach Relay

Kurrawa – Team A

Nobbys Beach – Team A

Nobbys Beach – Team B

### 170+ Years Male Beach Relay

Southport – Team A

Palm Beach – Team A

Coolangatta – Team A

### 200+ Years Female Beach Relay

Mooloolaba – Team A

Mooloolaba – Team B

Nobbys Beach – Team A

**200+ Years Male Beach Relay**

Mooloolaba – Team A

Northcliffe – Team A

Nobbys Beach – Team A

**230+ Years Open Beach Relay**

Nobbys Beach – Team A

Mooloolaba – Team A

Nobbys Beach – Team B

**30-34 Female Beach Sprint**

Melissa Cracroft-Wilson (Kurrawa)

Chanel Morrison (Kurrawa)

Katie Watts (Kurrawa)

**30-34 Male Beach Sprint**

Laurie Hughes (Kurrawa)

Gershwin Chetty (Kurrawa)

Dylan Gabbert (Nobbys Beach)

**35-39 Female Beach Sprint**

Michelle Jeffress (Kurrawa)

Odette Blacklock (Salt)

**35-39 Male Beach Sprint**

Paul Cracroft-Wilson (Kurrawa)

Lindsay Macdonald-Clow (Maroochydore)

Matthew Jedra (Nobbys Beach)

**40-44 Female Beach Sprint**

Cathryn Rayward (North Burleigh)

Julia Allison (Southport)

Jacinda Kontoleon (Nobbys Beach)

**40-44 Male Beach Sprint**

Peter Jackson (Southport)

Gerard Sangston (North Burleigh)

Anthony Edser (Kurrawa)

**45-49 Female Beach Sprint**

Lee-Anne Nelson (Ocean Beach)

Holli Von Bibra (Nobbys Beach)

Deborah Steele (Maroochydore)

**45-49 Male Beach Sprint**

Todd McSwan (Maroochydore)

Timothy Matchett (Palm Beach)

Matthew Horder (Mooloolaba)

**50-54 Female Beach Sprint**

Cherie Bell (Mooloolaba)

Liesl Kett (Northcliffe)

Tania Morton (Mooloolaba)

**50-54 Male Beach Sprint**

Brian Carroll (Elliott Heads)

David Tranter (Nobbys Beach)

Ross McSwan (Alexandra Headland)

**55-59 Female Beach Sprint**

Carol Jones (Mooloolaba)

Donna Riley (Palm Beach)

Kylie Duke (Nobbys Beach)

**55-59 Male Beach Sprint**

Matthew Sierp (Alexandra Headland)

Gregory Toman (Mooloolaba)

Philip Wyper (Coolangatta)

**60-64 Female Beach Sprint**

Karen Fischer (Kurrawa)

Margaret Madden (Brunswick)

**60-64 Male Beach Sprint**

Craig Parker (Mooloolaba)

Kevin Rolfe (Bribie Island)

Bruce Serisier (Nobbys Beach)

**65-69 Female Beach Sprint**

Marilyn Clarence (Alexandra Headland)

Robyn Jenkinson (Noosa Heads)

**65-69 Male Beach Sprint**

Errol Ross (Mooloolaba)

Ken Eldridge (Alexandra Headland)

James Furlong (Miami Beach)

**70+ Male Beach Sprint**

Denis Griffith (Burleigh Heads)

Peter Allison (Kurrawa)

**30-34 Male Double Ski**

North Burleigh – Team A

North Burleigh – Team B

Elliott Heads – Team A

**30-44 Female Double Ski**

Kurrawa – Team A

Alexandra Headland – Team A

**35-39 Male Double Ski**

Alexandra Headland – Team A

Currumbin – Team A

Coolangatta – Team A

**40-44 Male Double Ski**

Pacific – Team A

Tallebudgera – Team A

Coolangatta – Team A

**45-49 Male Double Ski**

Byron Bay – Team B

Noosa Heads – Team B

Kurrawa – Team A

**50-54 Open Double Ski**

Alexandra Headland – Team C

Noosa Heads – Team B

Dicky Beach – Team A

**55-59 Open Double Ski**

Alexandra Headland – Team A

Mooloolaba – Team A

Kurrawa – Team A

**60-64 Open Double Ski**

Tallebudgera – Team A

Kurrawa – Team A

Mooloolaba – Team A

**65-69 Open Double Ski**

Dicky Beach – Team A

Mooloolaba – Team A

**70+ Male Double Ski**

Coolum Beach – Team A

North Burleigh – Team A

Kawana Waters – Team A

**45+ yrs Female Double Ski**

Maroochydore – Team A

Mooloolaba – Team A

Noosa Heads – Team A

**30-34 Male Ironman**

Blair Day (Alexandra Headland)

Thomas Trembath (North Burleigh)

Johan-Christian Newland (Mermaid)

**35-39 Male Ironman**

Adam Jeffrey (North Burleigh)

Chris Bell (Kurrawa)

**40-44 Male Ironman**

Jeremy Cotter (Currumbin)

Joshua Meyer (North Burleigh)

Michael Bush (Currumbin)

**45-49 Male Ironman**

Guy Andrews (Tallebudgera)

David Bear (Kurrawa)

Stuart Hogben (Elliott Heads)

**50-54 Male Ironman**

Greg Cox (Palm Beach)

Darren Naylor (Alexandra Headland)

Paul Davis (Brunswick)

**55-59 Male Ironman**

Craig Chapman (Kurrawa)

Timothy Mandeville (Noosa Heads)

David Warren (Metropolitan-Caloundra)

**60-64 Male Ironman**

Noel Kolkka (Northcliffe)

Anthony LeMarseny (Noosa Heads)

Darryl Blackburn (Kurrawa)



**65-69 Male Ironman**

Rodney Taylor (Mooloolaba)

Ian Simms (Mooloolaba)

Adrian Russell (Brunswick)

**70+ Male Ironman**

Richard Bedford (Northcliffe)

Neville De Mestre (North Burleigh)

**30-34 Female Ironwoman**

Bonnie-Anne Palmer (Kurrawa)

Meegan Hoare (Coffs Harbour)

Hiroko Kono (Kurrawa)

**35-39 Female Ironwoman**

Nadine Canning (Burleigh Heads)

Lee Vrolyks (Northcliffe)

**40-44 Female Ironwoman**

Penny-Anne Burgess (Mermaid Beach)

Tiarne Smith (Northcliffe)

**45-49 Female Ironwoman**

Kirsty Jones (North Burleigh)

Kiri Olsen (Brunswick)

**50-54 Female Ironwoman**

Elin Ashfield Hedstrom (Kurrawa)

Joanne KAY (Byron Bay)

Joanne Carroll-Thompson (Noosa Heads)

**55-59 Female Ironwoman**

Alison Pegg (Noosa Heads)

Sandra Penman (Mermaid Beach)

Belinda Marsh (Noosa Heads)

**60-64 Female Ironwoman**

Julie Fidler (Noosa Heads)

Margaret Kyle (Northcliffe)

**65-69 Female Ironwoman**

Marilyn Clarence (Alexandra Headland)

Robyn Jenkinson (Noosa Heads)

**30-34 Female Surf Board**

Bonnie-Anne Palmer (Kurrawa)

Haruka Nakamura (Kurrawa)

Meegan Hoare (Coffs Harbour)

**30-34 Male Surf Board**

Cameron Ward (North Burleigh)

Thomas Trembath (North Burleigh)

Blair Day (Alexandra Headland)

**35-39 Female Surf Board**

Nadine Canning (Burleigh Heads)

Lee Vrolyks (Northcliffe)

Alison Cook (Southport)

**35-39 Male Surf Board**

Adam Jeffrey (North Burleigh)

Rohan Scaysbrook (Coolangatta)

Chris Bell (Kurrawa)

**40-44 Female Surf Board**

Tiarne Smith (Northcliffe)

Penny-Anne Burgess (Mermaid)

Julia Allison (Southport)

**40-44 Male Surf Board**

Justin Gordon (Kurrawa)

Jeremy Cotter (Currumbin)

Michael Bush (Currumbin)

**45-49 Female Surf Board**

Jodie Waring (Coolum Beach)

Kirsty Jones (North Burleigh)

Louise Ruff (Palm Beach)

**45-49 Male Surf Board**

Ben Cox (Palm Beach)

Craig Holden (Elliott Heads)

Scott Collins (Elliott Heads)

**50-54 Female Surf Board**

Elin Ashfield Hedstrom (Kurrawa)

Pip Fawcett (Dicky Beach)

Joanne KAY (Byron Bay)

**50-54 Male Surf Board**

Paul Davis (Brunswick)

Brett Dowker (Currumbin)

Greg Cox (Palm Beach)

**55-59 Female Surf Board**

Amanda Hanmer (Kurrawa)

Sandra Penman (Mermaid Beach)

Alison Pegg (Noosa Heads)

**55-59 Male Surf Board**

Michael Di Betta (Burleigh Heads)

Craig Chapman (Kurrawa)

Jeffrey Lemarseny (Alexandra Headland)

**60-64 Female Surf Board**

Georgina Lynch (Noosa Heads)

Margaret Kyle (Northcliffe)

**60-64 Male Surf Board**

Dale Penman (Mermaid Beach)

Mark Bennetts (Southport)

Colin MUSTOE (Byron Bay)

**65-69 Female Surf Board**

Marilyn Clarence (Alexandra Headland)

Robyn Jenkinson (Noosa Heads)

**65-69 Male Surf Board**

Rodney Taylor (Mooloolaba)

Stuart Keay (Southport)

Adrian Russell (Brunswick)

**70+ Male Surf Board**

Richard Bedford (Northcliffe)

Paul Jenkinson (Noosa Heads)

Allan Nicholls (Northcliffe)

**110+ Years Female Surf Board Relay**

Kurrawa – Team B

Kurrawa – Team A

**110+ Years Male Surf Board Relay**

North Burleigh – Team A

North Burleigh – Team B

Coolangatta – Team A

**130+ Years Female Surf Board Relay**

Dicky Beach – Team A

Northcliffe – Team A

Palm Beach – Team A

**130+ Years Male Surf Board Relay**

Currumbin – Team A

Elliott Heads – Team A

Surfers Paradise – Team A

**150+ Years Female Surf Board Relay**

Mermaid Beach – Team A

Alexandra Headland – Team A

Noosa Heads – Team B

**150+ Years Male Surf Board Relay**

Palm Beach – Team A

Kurrawa – Team A

Alexandra Headland – Team A

**170+ Years Open Surf Board Relay**

Mermaid Beach – Team A

Mooloolaba – Team A

Southport – Team A

**30-34 Female Surf Board Rescue**

Kurrawa – Team B

Kurrawa – Team B

Palm Beach – Team A

**30-34 Male Surf Board Rescue**

North Burleigh – Team A

Coolangatta – Team B

Alexandra Headland – Team A

### **35-39 Female Surf Board Rescue**

Northcliffe – Team A

Southport – Team A

### **35-39 Male Surf Board Rescue**

Coolum Beach – Team A

Nobbys Beach – Team A

Coolangatta – Team A

40-44 Female Surf Board Rescue

Mermaid Beach – Team A

Surfers Paradise – Team A

Currumbin – Team A

45-49 Female Surf Board Rescue

Palm Beach – Team A

Northcliffe – Team A

Metropolitan-Caloundra – Team A

45-49 Male Surf Board Rescue

Palm Beach – Team A

Currumbin – Team A

Elliott Heads – Team A

50-54 Female Surf Board Rescue

Kurrawa – Team A

Dicky Beach – Team A

Alexandra Headland – Team A

50-54 Male Surf Board Rescue

Noosa Heads – Team A

Currumbin – Team B

Coolum Beach – Team A

55-59 Female Surf Board Rescue

Noosa Heads – Team A

Noosa Heads – Team B

55-59 Male Surf Board Rescue

Alexandra Headland – Team A

Northcliffe – Team A

Kurrawa – Team A

60-64 Female Surf Board Rescue

Noosa Heads – Team A

Alexandra Headland – Team A

60-64 Male Surf Board Rescue

Southport – Team A

Kurrawa – Team A

Northcliffe – Team A

65-69 Male Surf Board Rescue

Kurrawa – Team A

70+ Male Surf Board Rescue

Northcliffe – Team A

Alexandra Headland – Team A

### **Over 140 Years Female Surf Boat**

Noosa Heads – Bandits

Over 140 Years Male Surf Boat

Bundaberg – Team A

Broadbeach – Black

### **Over 160 Years Male Surf Boat**

Alexandra Headland – ABA Accountants

Mackay – Mackay Box Bellies

Burleigh Heads – Team A

### **Over 180 Years Open Surf Boat**

Tallebudgera – Talle Ghosts

Dicky Beach – Flashbacks

Mooloolaba – The Happy Gilmores

### **Over 200 Years Open Surf Boat**

Mermaid Beach – Mermaid Mayhem

Evans Head-Casino – Team A

Tallebudgera – Talle Cab Savs

### **Over 220 Years Open Surf Boat**

Maroochydore – Old Boys

Kurrawa – Kurrawa Stiff Brown Sauce

Noosa Heads – Condors

### **Over 240 Years Open Surf Boat**

Alexandra Headland – Brass Monkeys

Mooloolaba – Wombats

### **Over 260 Years Open Surf Boat**

Coolangatta – Magpies

Tugun – Tugun Tofs

Alexandra Headland – Expendables

### **30-34 Female Surf Race**

Bonnie-Anne Palmer (Kurrawa)

Meegan Hoare (Coffs Harbour)

Hiroko Kono (Kurrawa)

### **30-34 Male Surf Race**

Blair Day (Alexandra Headland)

Thomas Trembath (North Burleigh)

Hiro Uraguchi (Northcliffe)

### **35-39 Female Surf Race**

Nadine Canning (Burleigh Heads)

Lee Vrolyks (Northcliffe)

Alison Cook (Southport)

### **35-39 Male Surf Race**

Gregory Woodward (Coolum Beach)

Tom Scott (Tallebudgera)

Chris Bell (Kurrawa)

### **40-44 Female Surf Race**

Penny-Anne Burgess (Mermaid Beach)

Tiarne Smith (Northcliffe)

Kym Lingard (Hervey Bay)

### **40-44 Male Surf Race**

Robert Brown (Surfers Paradise)

Michael Bush (Currumbin)

Andrew Keegan (Surfers Paradise)

### **45-49 Female Surf Race**

Kirsty Jones (North Burleigh)

Susan Perkins (Northcliffe)

Jane Stevens (Metropolitan-Caloundra)

### **45-49 Male Surf Race**

Ben Cox (Palm Beach)

Cameron Dixon (Surfers Paradise)

Guy Andrews (Tallebudgera)

### **50-54 Female Surf Race**

Karen May (Dicky Beach)

Joanne KAY (Byron Bay)

Katrina Egan (Maroochydore)

### **50-54 Male Surf Race**

Peter Borain (Noosa Heads)

Myles Blackwell (Alexandra Headland)

Greg Cox (Palm Beach)

### **55-59 Female Surf Race**

Alison Pegg (Noosa Heads)

Kylie Duke (Nobbys Beach)

Sandra Penman (Mermaid Beach)

### **55-59 Male Surf Race**

Brydon Halliday (Alexandra Headland)

Scott Unicomb (Northcliffe)

Craig Chapman (Kurrawa)

### **60-64 Female Surf Race**

Georgina Lynch (Noosa Heads)

Linda Kenny (Palm Beach)

Gay Bradley (Alexandra Headland)

### **60-64 Male Surf Race**

Darryl Blackburn (Kurrawa)

Stephen Fry (Northcliffe)

Colin Mustoe (Byron Bay)

### **65-69 Female Surf Race**

Jennifer Graham (Coolangatta)

Pauline Jeffery (Kurrawa)

### **65-69 Male Surf Race**

Rodney Taylor (Mooloolaba)

Lennard Cook (Currumbin)

### **70 Female Surf Race**

Christina Nicholls (Kurrawa)

### **70+ Male Surf Race**

Richard Bedford (Northcliffe)

Chez Suska (Redhead)

Peter McMahon (Alexandra Headland)

**30-34 Female Surf Ski**

Bonnie-Anne Palmer (Kurrawa)

Haruka Nakamura (Kurrawa)

Meegan Hoare (Coffs Harbour)

**30-34 Male Surf Ski**

Daniel Bowker (North Burleigh)

Johan-Christian Newland (Mermaid Beach)

Thomas Trembath (North Burleigh)

**35-39 Female Surf Ski**

Nadine Canning (Burleigh Heads)

Kristy Munroe (Alexandra Headland)

Lee Vrolyks (Northcliffe)

**35-39 Male Surf Ski**

John Lakeland (Alexandra Headland)

Adam Jeffrey (North Burleigh)

Zane Holmes (Currumbin)

**40-44 Female Surf Ski**

Tiarne Smith (Northcliffe)

Penny-Anne Burgess (Mermaid Beach)

Larissa Hallam (Maroochydore)

**40-44 Male Surf Ski**

Nicholas Crilly (Kurrawa)

Jeremy Cotter (Currumbin)

Joshua Meyer (North Burleigh)

**45-49 Female Surf Ski**

Tamara Thorogood (Maroochydore)

Melissa Pinchbeck (Noosa Heads)

Kiri Olsen (Brunswick)

**45-49 Male Surf Ski**

Craig Holden (Elliott Heads)

Gary Scott (Dicky Beach)

Andrew Parry (Kurrawa)

**50-54 Female Surf Ski**

Elin Ashfield Hedstrom (Kurrawa)

Katrina Egan (Maroochydore)

Joanne Kay (Byron Bay)

**50-54 Male Surf Ski**

Martin Kenny (Alexandra Headland)

Robert Pade (Pacific)

Darren Naylor (Alexandra Headland)

**55-59 Female Surf Ski**

Sandra Penman (Mermaid Beach)

Amanda Hanmer (Kurrawa)

Alison Pegg (Noosa Heads)

**55-59 Male Surf Ski**

Grant Kenny (Alexandra Headland)

Jeffrey Lemarseny (Alexandra Headland)

Fergus Liddle (Mooloolaba)

**60-64 Female Surf Ski**

Julie Fidler (Noosa Heads)

Jacqueline Eaton-Sinclair (Alexandra Headland)

Margaret Kyle (Northcliffe)

**60-64 Male Surf Ski**

Gregory Juniper (Tallebudgera)

Anthony LeMarseny (Noosa Heads)

Dale Penman (Mermaid Beach)

**65-69 Female Surf Ski**

Marilyn Clarence (Alexandra Headland)

Robyn Jenkinson (Noosa Heads)

**65-69 Male Surf Ski**

Rodney Taylor (Mooloolaba)

William Scott (Dicky Beach)

Kevin Jeffery (Kurrawa)

**70+ Male Surf Ski**

Richard Bedford (Northcliffe)

Gary Hume (Kawana Waters)

John Gordon (Mooloolaba)

**110+ Years Female Surf Ski Relay**

Kurrawa – Team A

Kurrawa – Team B

**110+ Years Male Surf Ski Relay**

North Burleigh – Team B

North Burleigh – Team A

Alexandra Headland – Team A

**130+ Years Female Surf Ski Relay**

Maroochydore – Team A

Alexandra Headland – Team A

Northcliffe – Team A

**130+ Years Male Surf Ski Relay**

Currumbin – Team B

Mooloolaba – Team A

Elliott Heads – Team A

**150+ Years Female Surf Ski Relay**

Mooloolaba – Team A

Noosa Heads – Team A

Alexandra Headland – Team A

**150+ Years Male Surf Ski Relay**

Alexandra Headland – Team A

Noosa Heads – Team A

Kurrawa – Team A

**110+ Years Female Surf Team**

Kurrawa – Team A

Northcliffe – Team A

**110+ Years Male Surf Team**

Elliott Heads – Team A

Nobbys Beach – Team A

**130+ Years Female Surf Team**

Dicky Beach – Team A

Alexandra Headland – Team A

**130+ Years Male Surf Team**

Surfers Paradise – Team A

Currumbin – Team A

Kurrawa – Team A

**150+ Years Female Surf Team**

Noosa Heads – Team A

Mermaid Beach – Team A

Alexandra Headland – Team A

**150+ Years Male Surf Team**

Alexandra Headland – Team A

Metropolitan-Caloundra – Team A

Northcliffe – Team A

**170+ Years Open Surf Team**

Kurrawa – Team A

Northcliffe – Team A

Noosa Heads – Team A

**110+ Years Female Taplin 3 person**

Kurrawa – Team B

Northcliffe – Team A

Kurrawa – Team A

**110+ Years Male Taplin 3 person**

North Burleigh – Team A

Currumbin – Team A

North Burleigh – Team B

**130+ Years Female Taplin 3 person**

Maroochydore – Team A

Southport – Team A

**130+ Years Male Taplin 3 person**

Palm Beach – Team B

Alexandra Headland – Team A

Surfers Paradise – Team A

**150+ Years Female Taplin 3 person**

Alexandra Headland – Team B

Alexandra Headland – Team A

Noosa Heads – Team A

**150+ Years Male Taplin 3 person**

Noosa Heads – Team A

Kurrawa – Team A

Kurrawa – Team B

**170+ Years Open Taplin 3 person**

Noosa Heads – Team A

Northcliffe – Team C

Mooloolaba – Team A



## Consolidated Statement of Profit or Loss and Other Comprehensive Income for the Period ended 30 June 2021

	Note	30 Jun 2021 \$'000	31 May 2020 \$'000
Operating revenue*	3.1	41,786	33,786
Other income	3.2	6,970	5,000
<b>Total operating revenue and other income</b>		<b>48,756</b>	38,786
Life saving services expenses		(3,681)	(2,644)
Lifeguard operations expenses		(11,874)	(10,749)
Club support expenses		(1,747)	(1,668)
Surf sports expenses		(1,011)	(557)
Education, youth and membership expenses		(1,680)	(1,514)
Marketing and public relations expenses		(2,377)	(1,408)
Aviation expenses		(7,721)	(6,643)
Corporate support expenses		(5,669)	(4,409)
Cairns S.L.S. Supporters Club Inc operating expenses*		(2,873)	(2,529)
Ripper Corp. operating expenses		(1,079)	-
Dividends & interest on investments	7	274	77
Impairment of property, plant and equipment	8	(655)	(728)
<b>RESULTS FROM OPERATING ACTIVITIES</b>		<b>8,663</b>	6,013
Finance income	3.5	51	8
Finance costs	3.5	(131)	(169)
Net finance costs		(80)	(161)
<b>SURPLUS FROM CONTINUING OPERATIONS BEFORE INCOME TAX</b>		<b>8,583</b>	5,852
Income tax expense	1 (m)	-	-
<b>SURPLUS AFTER INCOME TAX</b>		<b>8,583</b>	5,852
<b>Other comprehensive income</b>			
<b>Items that will not be reclassified subsequently to profit or loss:</b>			
Net change in fair value of other financial assets	7	1,641	-
<b>Total other comprehensive income for the period</b>		<b>1,641</b>	-
<b>TOTAL COMPREHENSIVE INCOME FOR THE PERIOD</b>		<b>10,224</b>	5,852

\*It has been considered that recognising gaming revenue on a net basis is more appropriate. The comparative information has been reclassified to be consistent with current year presentation.

**The above consolidated statement of profit or loss and other comprehensive income should be read in conjunction with the accompanying notes.**

## Consolidated Statement of Profit or Loss and Other Comprehensive Income for the Period ended 30 June 2021

	Note	30 Jun 2021 \$'000	31 May 2020 \$'000
<b>PROFIT ATTRIBUTABLE TO:</b>			
Owners of the Company		8,891	5,852
Non-controlling interests		(308)	-
		<b>8,583</b>	5,852
<b>OTHER COMPREHENSIVE INCOME FOR THE PERIOD:</b>			
Owners of the Company		1,641	-
Non-controlling interests		-	-
		<b>1,641</b>	-
<b>TOTAL COMPREHENSIVE INCOME FOR THE PERIOD:</b>			
Owners of the Company		10,532	5,852
Non-controlling interests		(308)	-
		<b>10,224</b>	5,852

The above consolidated statement of profit or loss and other comprehensive income should be read in conjunction with the accompanying notes.

## Consolidated Statement of Financial Position as at 30 June 2021

	Note	30 Jun 2021 \$'000	31 May 2020 \$'000
<b>CURRENT ASSETS</b>			
Cash and cash equivalents	4	8,091	6,181
Trade and other receivables	5	1,101	2,637
Other assets	6	1,010	3,033
Other Financial assets	7	-	6,294
Consumables		437	347
<b>TOTAL CURRENT ASSETS</b>		<b>10,639</b>	18,492
<b>NON-CURRENT ASSETS</b>			
Trade and other receivables	5	150	-
Other Financial assets	7	20,166	-
Property, plant and equipment	8	14,936	10,511
Right-of-use assets	9	1,614	2,035
Intangibles	10	1,778	-
<b>TOTAL NON-CURRENT ASSETS</b>		<b>38,644</b>	12,546
<b>TOTAL ASSETS</b>		<b>49,283</b>	31,038
<b>CURRENT LIABILITIES</b>			
Trade and other payables	11	2,685	1,883
Borrowings	12	102	107
Employee benefit liabilities	13	2,392	2,359
Lease liabilities	14	667	630
Contract liability	15	2,364	1,891
<b>TOTAL CURRENT LIABILITIES</b>		<b>8,210</b>	6,870
<b>NON-CURRENT LIABILITIES</b>			
Liabilities on business acquisition	4.2	750	-
Borrowings	12	5,500	-
Employee benefit liabilities	13	554	679
Lease liabilities	14	1,195	1,619
<b>TOTAL NON-CURRENT LIABILITIES</b>		<b>7,999</b>	2,298
<b>TOTAL LIABILITIES</b>		<b>16,209</b>	9,168
<b>NET ASSETS</b>		<b>33,074</b>	21,870
<b>Equity</b>			
Reserves	16	1,641	-
Retained earnings		30,761	21,870
<b>TOTAL EQUITY ATTRIBUTABLE TO OWNERS OF THE COMPANY</b>		<b>32,402</b>	21,870
Non-controlling Interest		672	-
<b>TOTAL EQUITY</b>		<b>33,074</b>	21,870

The above consolidated statement of financial position should be read in conjunction with the accompanying notes.



## Consolidated Statement of Changes in Equity for the period ended 30 June 2021

	Retained Surplus \$'000	Financial Asset Reserve (a) \$'000	Non- controlling Interest (NCI) \$'000	Total \$'000
Balance at 1 June 2020	21,870	-	-	21,870
Total comprehensive income for the period				
Surplus for the period	8,891	-	(308)	8,583
Other comprehensive income				
Net change in fair value of other financial assets	-	1,641	-	1,641
Total other comprehensive income	-	1,641	-	1,641
<b>Total comprehensive profit for the financial period</b>	<b>30,761</b>	<b>1,641</b>	<b>(308)</b>	<b>32,094</b>
Acquisition of subsidiary with NCI	-	-	980	980
<b>Balance at 30 June 2021</b>	<b>30,761</b>	<b>1,641</b>	<b>672</b>	<b>33,074</b>

(a) The financial asset reserve records the revaluation of financial assets, classified as fair value through other comprehensive income.

## Consolidated Statement of Changes in Equity for the prior financial period ended 31 May 2020

	Retained Surplus \$'000	Financial Asset Reserve (a) \$'000	Non- controlling Interest \$'000	Total \$'000
Balance at 1 June 2019	16,018	-	-	16,018
Total comprehensive income for the period				
Surplus for the period	5,852	-	-	5,852
Other comprehensive income				
Net change in fair value of other financial assets	-	-	-	-
Total other comprehensive income	-	-	-	-
<b>Total comprehensive profit for the financial period</b>	<b>21,870</b>	<b>-</b>	<b>-</b>	<b>21,870</b>

(a) The financial asset reserve records the revaluation of financial assets, classified as fair value through other comprehensive income.

**The above consolidated statement of changes in equity should be read in conjunction with the accompanying notes.**

## Consolidated Statement of Cash Flows for the Period ended 30 June 2021

	Note	30 Jun 2021 \$'000	31 May 2020 \$'000
<b>Cash Flows from Operating Activities</b>			
Receipts in the course of operations		44,141	37,044
Receipts from the Surf Life Saving Rescue Fund		6,970	5,000
Payments in the course of operations		(35,590)	(31,892)
Dividends received		124	-
Interest income		51	8
Finance costs paid		(106)	(104)
Net cash generated/(used in) from operating activities	4.1	15,590	10,056
<b>Cash Flows from Investing Activities</b>			
Proceeds from sale of property, plant and equipment		77	96
Purchase of property, plant and equipment		(5,428)	(3,254)
Acquisition of business (net of cash acquired)	4.2	(255)	-
Payment for investments in equity instruments at fair value at other comprehensive income		(23,901)	-
Deposit helicopter acquisition		(352)	(2,734)
Proceeds from withdrawal of financial assets		11,460	955
Net cash generated/(used in) from investing activities		(18,399)	(4,937)
<b>Cash Flows from Financing Activities</b>			
Repayment of leases		(736)	(611)
Proceeds from borrowings		5,500	-
Repayment of borrowings		(45)	(109)
Net cash (used in)/generated from financing activities		4,719	(720)
<b>Net increase/(decrease) in Cash and Cash Equivalents</b>		<b>1,910</b>	<b>4,399</b>
Cash and cash equivalents at the beginning of the financial period		6,181	1,782
<b>Cash and cash equivalents at the end of the financial period</b>	4	<b>8,091</b>	<b>6,181</b>

The above consolidated statement of cash flows should be read in conjunction with the accompanying notes.

# Notes to and forming part of the Consolidated Financial Statements for the Period Ended 30 June 2021

---

Surf Life Saving Queensland Limited – trading as Surf Life Saving Queensland (the 'Company') – is a public company limited by guarantee, incorporated and domiciled in Australia under the *Corporations Act 2001*.

The Company is a not-for-profit entity for financial reporting purposes under Australian Accounting Standards.

The Directors' present the consolidated financial statements of the Group, comprising Surf Life Saving Queensland (SLSQ) and its controlled entities for the period ended 30 June 2021.

The principal activities of the Company were that of the state's aquatic rescue authority. Our organisation encompasses several diverse arms – lifesaving services, community education, membership services, surf sports, fundraising and commercial training – but they all contribute to one overarching purpose to save lives. No significant changes in the nature of those activities occurred during the period.

The financial report was authorised for issue by the Directors on the date shown in the Directors' Declaration.

## Significant changes in state of affairs

Effective from the 20th January 2021, SLSQ changed from an association registered under the *Associations Incorporation Act 1981* (Qld), to a public company limited by guarantee under ASIC and the *Corporations Act 2001*. As part of the change in Constitution; SLSQ has moved the balance date from 31 May to 30 June. Accordingly, the financial report is for the period from 1 June 2020 to 30 June 2021, with the comparative period being from 1 June 2019 to 31 May 2020.

On 16 February 2021, SLSQ acquired an interest in Ripper Corporation for \$0.255m cash and a further deferred amount of \$0.765m cash subject to performance criteria over 36 months from acquisition.

A two year interest only loan facility of \$5.5m was established with Westpac Banking Corporation for the purpose of acquiring a helicopter. The loan facility expires on 8 March 2023, with monthly interest repayments commencing from March 2021. The interest rates under the facility are variable.

No other significant changes in state of affairs of the Company occurred during the period.

## Note 1: Summary of significant accounting policies

### (a) Basis of preparation

This general purpose financial report has been prepared in accordance with Australian Accounting Standards – Reduced Disclosure Requirements of the Australian Accounting Standards Board for distribution to the members to fulfil the financial reporting requirements under the *Australian Charities and Not-for-profits Commission Act 2012*.

Australian Accounting Standards set out accounting policies that the Australian Accounting Standards Board has concluded would result in financial statements containing relevant and reliable information about transactions, events and conditions. Material accounting policies adopted in the preparation of the financial statements are presented below and have been consistently applied unless stated otherwise.

Material accounting policies adopted in the preparation of these financial statements are presented below and have been consistently applied unless stated otherwise.

The financial statements, except for cashflow information have been prepared on an accrual basis of accounting and are based on historical costs and the going concern assumption. Cost is based on the fair values of the consideration given in exchange for assets. The accounting policies adopted are consistent with those of the previous period.

The financial report is presented in Australian dollars (\$).



## Notes to the Consolidated Financial Statements for the Period Ended 30 June 2021

Foreign currency transactions are translated into Australian dollars using the exchange rates prevailing at the dates of the transactions. Foreign exchange gains and losses resulting from the settlement of such transactions and from the translation at financial period-end exchange rates of monetary assets and liabilities denominated in foreign currencies are recognised in profit or loss.

The Company is a kind referred to in the ASIC Corporations (Rounding in Financial Reports) Instrument 2016/191 and in accordance with that instrument, amounts in the financial report have been rounded to the nearest thousand dollars, unless otherwise stated.

### **(b) New accounting standards and interpretations**

#### **(i) *Changes in accounting policies, new and amended standards and interpretations***

The Company has adopted all of the new, revised or amended Accounting Standards and Interpretations issued by the Australian Accounting Standards Board ('AASB') that are mandatory for the current reporting period, including those discussed below:

Any new or amended Accounting Standards or Interpretations that are not yet mandatory have not been early adopted.

The adoption of these Accounting Standards and Interpretations did not have any significant impact on the amounts recognised in prior periods and are not expected to significantly affect the current or future periods of the Company.

#### ***Initial adoption of AASB 2020-04 COVID-19 – Related Rent Concessions***

AASB 2020-4 Amendments to Australian Accounting Standards – Covid-19- Related Rent Concessions amends AASB 16 by providing a practical expedient that permits lessees to assess whether rent concessions that occur as a direct consequence of the COVID-19 pandemic and, if certain conditions are met, account for those rent concessions as if they were not lease modifications.

#### ***Initial adoption of AASB 2018-6 Amendments to Australian Accounting Standards – Definition of a Business***

AASB 2018-6 amends and narrows the definition of a business specified in AASB 3 Business Combinations, simplifying the determination of whether a transaction should be accounted for as a business combination or an asset acquisition. Entities may also perform a calculation and elect to treat certain acquisitions as acquisitions of assets.

### **(c) Principles of Consolidation**

The consolidated financial statements incorporate all of the assets, liabilities and results of the parent (Surf Life Saving Queensland) and all of the controlled entities. The parent controls an entity when it is exposed to, or has rights to, variable returns from its involvement with the entity and has the ability to affect those returns through its power over the entity. A list of the controlled entities is provided in Note 17.

The assets, liabilities and results of all subsidiaries are fully consolidated into the financial statements of the Group from the date on which control is obtained by the Group. The consolidation of a subsidiary is discontinued from the date that control ceases. Intercompany transactions, balances and unrealised gains or losses on transactions between group entities are fully eliminated on consolidation. Accounting policies of subsidiaries have been changed and adjustments made where necessary to ensure uniformity of the accounting policies adopted by the Group.

## Notes to the Consolidated Financial Statements for the Period Ended 30 June 2021

### Note 1: Summary of significant accounting policies (continued)

#### (d) Current versus non-current classification

The Group presents assets and liabilities in the statement of financial position based on current/non-current classification.

An asset is current when it is:

- Expected to be realised or intended to be sold or consumed in the Group's normal operating cycle;
- Held primarily for the purpose of trading;
- Expected to be realised within twelve months after the reporting period; or
- Cash or cash equivalent unless restricted from being exchanged or used to settle a liability for at least twelve months after the reporting period.

A liability is current when:

- It is expected to be settled in the Group's normal operating cycle;
- It is held primarily for the purpose of trading;
- It is due to be settled within twelve months after the reporting period; or
- There is no unconditional right to defer the settlement of the liability for at least twelve months after the reporting period.

The Group classifies all other assets and liabilities as non-current.

#### (e) Cash and cash equivalents

Cash and short-term deposits in the statement of financial position comprise cash at banks, cash on hand and short-term deposits with a maturity of three months or less, which are subject to an insignificant risk of changes in value.

For the purpose of the statement of cash flows, cash and cash equivalents consist of cash and short-term deposits as defined above, net of outstanding bank overdrafts if applicable.

#### (f) Financial instruments

##### *Initial recognition and measurement*

Financial instruments (except for trade receivables) are initially measured at fair value plus transaction costs, except where the instrument is classified "at fair value through profit or loss", in which case transaction costs are expensed to profit or loss immediately. Where available, quoted prices in an active market are used to determine fair value. In other circumstances, valuation techniques are adopted.

Trade receivables are initially measured at the transaction price if the trade receivables do not contain a significant financing component.

##### *Classification and subsequent measurement*

###### *Financial liabilities*

Financial liabilities, which consist of trade and other payables and lease liabilities, are subsequently measured at amortised cost.

###### *Financial assets*

Financial assets, consist of trade and other receivables and equity and debt/hybrid instrument investments.

Trade and other receivables, which generally have thirty day terms, are subsequently measured at amortised cost less an allowance for impairment.

## Notes to the Consolidated Financial Statements for the Period Ended 30 June 2021

### Note 1: Summary of significant accounting policies (continued)

For equity instruments not held for trading, or not contingent consideration recognised by an acquirer in a business combination to which AASB 3 applies; at initial recognition, the Group may elect to make an irrevocable election to measure the equity instruments in other comprehensive income (OCI), while the dividend revenue received on underlying equity instruments will still be recognised in profit or loss.

The Group classifies the following investments as financial assets at fair value through profit or loss (FVPL):

- Investments that are held for trading; and
- Equity investments for which the entity has not elected to recognise fair value gains and losses through other comprehensive income (OCI).

### **Derecognition**

#### *Derecognition of financial liabilities*

A liability is derecognised when it is extinguished (i.e. when the obligation in the contract is discharged, cancelled or expires). An exchange of an existing financial liability for a new one with substantially modified terms, or a substantial modification to the terms of a financial liability, is treated as an extinguishment of the existing liability and recognition of a new financial liability.

The difference between the carrying amount of the financial liability derecognised and the consideration paid and payable, including any non-cash assets transferred or liabilities assumed, is recognised in profit or loss.

#### *Derecognition of financial assets*

A financial asset is derecognised when the holder's contractual rights to its cash flows expires, or the asset is transferred in such a way that all the risks and rewards of ownership are substantially transferred.

All the following criteria need to be satisfied for the derecognition of a financial asset:

- The right to receive cash flows from the asset has expired or been transferred;
- All risk and rewards of ownership of the asset have been substantially transferred; and
- The Group no longer controls the asset (i.e. it has no practical ability to make unilateral decisions to sell the asset to a third party).

On derecognition of a financial asset measured at amortised cost, the difference between the asset's carrying amount and the sum of the consideration received and receivable is recognised in profit or loss. On derecognition of a financial asset at fair value through profit or loss, the difference between the asset's carrying amount and the sum of the consideration received and receivable is recognised in profit or loss.

On derecognition of an investment in equity which was elected to be classified under fair value through other comprehensive income, the cumulative gain or loss previously accumulated in the investments revaluation reserve is not reclassified to profit or loss, but is transferred to retained earnings.

### **Impairment**

The Group recognises a loss allowance for expected credit losses.

The Group uses the simplified approach to impairment, as applicable under AASB 9: Financial Instruments. The simplified approach does not require tracking of changes in credit risk at every reporting period, but instead requires the recognition of lifetime expected credit loss at all times. This approach is applicable to trade receivables.

In measuring the expected credit loss, a provision matrix for trade receivables is used taking into consideration various data to get to an expected credit loss.



## Notes to the Consolidated Financial Statements for the Period Ended 30 June 2021

## Note 1: Summary of significant accounting policies (continued)

**(g) Property, plant and equipment**

Property, plant and equipment are stated at cost, net of accumulated depreciation and any accumulated impairment losses. Such cost includes the cost of replacing part of the property, plant and equipment and borrowing costs for long-term construction projects if the recognition criteria are met. When significant parts of property, plant and equipment are required to be replaced at intervals, the Group recognises such parts as individual assets with specific useful lives and depreciates them accordingly.

Land and buildings are measured at cost less accumulated depreciation on buildings and impairment losses recognised.

Depreciation is calculated over the estimated useful life of the assets as follows:

Class of Assets	Depreciation method	Depreciation Rate / useful life
Buildings	Straight-Line	2.50%
Leasehold improvements	Straight-Line	Life of associated lease
Plant and equipment – Other	Straight-Line	10%-40%
Plant and equipment – Helicopter (components)	Usage – operating hours	1,000 – 10,840 hours
Plant and equipment – Helicopter (other)	Straight-Line	6.67%-100%

The residual values, useful lives and methods of depreciation of property, plant and equipment are reviewed at each financial period end and adjusted prospectively, if appropriate.

**Impairment**

The carrying values of property, plant and equipment are reviewed for impairment at each reporting date, with the recoverable amount being estimated when events or changes in circumstances indicate that the carrying value may be impaired. The recoverable amount of property, plant and equipment is the higher of fair value less costs to sell and value in use.

Impairment exists when the carrying value of an asset or cash exceeds its estimated recoverable amount. The asset is then written down to its recoverable amount. Impairment losses, if any, are recognised in the statement of comprehensive income as a separate line item.

**Derecognition and disposal**

An item of property, plant and equipment is derecognised upon disposal or when no further future economic benefits are expected from its use or disposal.

Gains and losses on disposals are determined by comparing proceeds with the carrying amount. Any gain or loss arising on derecognition of the asset is included in profit or loss in the period the asset is derecognised.

## Notes to the Consolidated Financial Statements for the Period Ended 30 June 2021

### Note 1: Summary of significant accounting policies (continued)

#### (h) Intangible assets

Intellectual property acquired outside a business combination is recognised at cost. Intangible assets acquired in a business combination are recognised separately from goodwill and capitalised at fair value as at the date of acquisition.

#### **Acquired in a business combination and or separately**

The Group's major intangible assets is intellectual property.

The useful lives of these intangible assets are assessed, and the asset is amortised over its useful life on a straight-line basis.

Intangible assets are tested for impairment where an indicator of impairment exists. Useful lives are also examined on an annual basis and adjustments, where applicable, are made on a prospective basis.

#### **Goodwill**

Goodwill is initially recorded at the moment by which the purchase consideration for a business combination exceeds the fair value attributed to its net assets at date of acquisition. Following initial recognition, goodwill is measured at cost less any accumulated impairment losses. Goodwill is not amortised.

Goodwill is tested annually for impairment, or more frequently if events or changes in circumstances indicate that the carrying value may be impaired.

#### **Subsequent expenditure**

Subsequent expenditure is capitalised only when it increases the future economic benefits embodied in the specific assets to which it relates. All other expenditure, including expenditure on internally generated goodwill and brands, is recognised in profit or loss as incurred.

#### (i) Right-of-use assets

A right-of-use asset is recognised at the commencement date of a lease. The right-of-use asset is measured at cost, which comprises the initial amount of the lease liability, adjusted for, as applicable, any lease payments made at or before the commencement date.

Right-of-use assets are depreciated on a straight-line basis over the unexpired period of the lease or the estimated useful life of the asset, whichever is the shorter.

The consolidated entity has elected not to recognise a right-of-use asset and corresponding lease liability for short-term leases with terms of twelve months or less and leases of low-value assets. Lease payments on these assets are expensed to profit or loss as incurred.

If ownership of the right-of-use asset is transferred to the Group, then the right-of-use asset is depreciated over its useful life.

#### (j) Employee benefit liabilities

##### *Short-term benefits*

Liabilities for salaries and wages, including annual leave and long service leave expected to be settled wholly within twelve months of the reporting date are measured at the amounts expected to be paid when the liabilities are settled.

##### *Other long-term benefits*

The liability for long service leave not expected to be settled within twelve months of the reporting date are measured as the present value of expected future payments to be made in respect of services provided by employees up to the reporting date. Consideration is given to the expected future wage and salary levels, experience of employee departures, and periods of service. Expected future payments are discounted using market yields at the reporting date on corporate bonds with terms to maturity and currencies that match, as closely as possible, the estimated future cash outflows.

## Notes to the Consolidated Financial Statements for the Period Ended 30 June 2021

### Note 1: Summary of significant accounting policies (continued)

#### **(k) Lease liabilities**

A lease liability is recognised at the commencement date of a lease. The lease liability is initially recognised at the present value of the lease payments to be made over the term of the lease, discounted using the interest rate implicit in the lease or, if that rate cannot be readily determined, the consolidated entity's incremental borrowing rate. Lease payments comprise of fixed payments less any lease incentives receivable, exercise price of a purchase option when the exercise of the option is reasonably certain to occur, and any anticipated termination penalties.

Lease liabilities are measured at amortised cost using the effective interest method. The carrying amounts are remeasured if there is a change in the following: future lease payments arising from a change in a rate used; lease term; certainty of a purchase option and termination penalties. When a lease liability is remeasured, an adjustment is made to the corresponding right-of-use asset, or to profit or loss if the carrying amount of the right-of-use asset is fully written down.

#### **(l) Revenue recognition**

Revenue is recognised at an amount that reflects the consideration to which the Group is expected to be entitled in exchange for transferring goods or services to a customer.

Revenue is recognised at a point in time, when the transfer of promised goods or services to customers has been delivered.

Other revenue is recognised when the right to receive the revenue has been established.

All revenue is stated net of the amount of goods and services tax.

#### **Contributed Assets**

The entity receives assets from the government and other parties for nil or nominal consideration in order to further its objectives. These assets are recognised in accordance with the recognition requirements of other applicable accounting standards.

On initial recognition of an asset, the Entity recognises related amounts being contributions by owners, lease liability, financial instruments, provisions, revenue or contract liability arising from a contract with a customer.

The Entity recognises income immediately in profit or loss as the difference between initial carrying amount of the asset and the related amounts.

#### **Operating Grants, Donations and Bequests**

Government grants are recognised when there is reasonable assurance that the grant will be received and all attaching conditions will be complied with. If conditions are attached to the grant which must be satisfied before the entity is eligible to receive the contribution, the recognition of the grant as revenue will be deferred until those conditions are satisfied.

When the entity receives operating grant revenue, donations or bequests, it assesses whether the contract is enforceable and has sufficiently specific performance obligations in accordance to AASB 15,

When both these conditions are satisfied, the Entity:

- identifies each performance obligation relating to the grant;
- recognises a contract liability for its obligations under the agreement; and
- recognises revenue as it satisfies its performance obligations.

Where the contract is not enforceable or does not have sufficiently specific performance obligations, the Entity:

- recognises the asset received in accordance with the recognition requirements of other applicable accounting standards;
- recognises related amounts (being contributions by owners, lease liability, financial instruments, provisions, revenue or contract liability arising from a contract with a customer); and
- recognises income immediately in profit or loss as the difference between the initial carrying amount of the asset and the related amount.

If a contract liability is recognised as a related amount above, the Entity recognises income in profit or loss when or as it satisfies its obligations under the contract.



## Notes to the Consolidated Financial Statements for the Period Ended 30 June 2021

### Note 1: Summary of significant accounting policies (continued)

#### **Capital Grant**

Revenue received for capital grants is recognised upon acquisition of the underlying asset within the statement of comprehensive income.

When the Entity receives a capital grant, it recognises a liability for the excess of the initial carrying amount of the financial asset received over any related amounts (being contributions by owners, lease liability, financial instruments, provisions, revenue or contract liability arising from a contract with a customer) recognised under other Australian Accounting Standards.

#### **Interest Income**

Interest revenue is recognised on a proportional basis taking into account the interest rates applicable to the financial assets.

#### **Dividend Income**

The Entity recognises dividends in profit or loss only when the Entity's right to receive payment of the dividend is established.

#### **(m) Taxes**

##### **Income tax**

Surf Life Saving Queensland is exempt from income tax pursuant to Section 50-10 of the Income Tax Assessment Act 1997.

Surf Life Saving Queensland is a Public Benevolent Institution (PBI) and has been endorsed by the Australian Taxation Office to receive tax concessions.

Further, Surf Life Saving Queensland is endorsed as a Deductible Gift Recipient (DGR).

##### **Goods and services tax (GST)**

Revenues, expenses and assets are recognised net of the amount of GST, except:

- When the GST incurred on a sale or purchase of assets or services is not payable to or recoverable from the Australian Taxation Office (ATO), in which case the GST is recognised as part of the revenue or the expense item or as part of the cost of acquisition of the asset, as applicable.
- When receivables and payables are stated inclusive of the amount of GST receivable or payable.

The net amount of GST recoverable from, or payable to, the ATO is included as part of receivables or payables in the statement of financial position. Commitments and contingencies are disclosed net of the amount of GST recoverable from, or payable to, the ATO.

Cash flows are included in the statement of cash flows on a gross basis and the GST component of cash flows arising from investing and financing activities, which is recoverable from, or payable to, the ATO is classified as part of operating cash flows.

#### **(n) Interest-bearing loans and borrowings**

All loans and borrowings are initially recognised at the fair value of the consideration received less directly attributable transaction costs.

After initial recognition, interest-bearing loans and borrowings are subsequently measured at amortised cost using the effective interest method. Fees paid on the establishment of loan facilities that are yield related are included as part of the carrying amount of the loans and borrowings.

Borrowings are classified as current liabilities unless the Group has an unconditional right to defer settlement of the liability for at least 12 months after the reporting date.

## Notes to the Consolidated Financial Statements for the Period Ended 30 June 2021

### Note 1: Summary of significant accounting policies (continued)

#### (o) Fair value of assets and liabilities

The entity measures some of its assets and liabilities at fair value on either a recurring or non-recurring basis, depending on the requirements of the applicable Accounting Standard.

"Fair value" is the price the entity would receive to sell an asset or would have to pay to transfer a liability in an orderly (i.e. unforced) transaction between independent, knowledgeable and willing market participants at the measurement date.

As fair value is a market-based measure, the closest equivalent observable market pricing information is used to determine fair value. Adjustments to market values may be made having regard to the characteristics of the specific asset or liability. The fair values of assets and liabilities that are not traded in an active market are determined using one or more valuation techniques. These valuation techniques maximise, to the extent possible, the use of observable market data.

To the extent possible, market information is extracted from the principal market for the asset or liability (i.e. the market with the greatest volume and level of activity for the asset or liability). In the absence of such a market, market information is extracted from the most advantageous market available to the company at the end of the reporting period.

The fair value of liabilities and the entity's own equity instruments (if any) may be valued, where there is no observable market price in relation to the transfer of such financial instruments, by reference to observable market information where such instruments are held as assets. Where this information is not available, other valuation techniques are adopted and, where significant, are detailed in the respective note to the financial statements.

#### (p) Comparative figures

Where necessary, comparative information has been restated to conform with changes in presentation in the current period.

#### (q) Financial risk management objectives and policies

Surf Life Saving Queensland's principal financial instruments comprise receivables, payables, cash and short-term deposits, lease liabilities, interest bearing loan and borrowings and investments held in equities. Surf Life Saving Queensland manages its exposure to key financial risks in accordance with the financial risk management policy.

The main risks arising from Surf Life Saving Queensland's financial instruments are credit risk, liquidity risk and price risk. Surf Life Saving Queensland uses different methods to measure and manage different types of risks to which it is exposed. These include ageing analyses and monitoring of specific credit allowances undertaken to manage credit risk. Liquidity risk is monitored through the development of rolling cash flow forecasts. The Board reviews and agrees policies for managing each of these risks.

Credit risk arises from the financial assets of Surf Life Saving Queensland, which comprise cash and cash equivalents, trade and other receivables. Surf Life Saving Queensland's exposure to credit risk arises from potential default of the counter party, with a maximum exposure equal to the carrying amount of these instruments.

Surf Life Saving Queensland trades only with recognised, creditworthy third parties, and as such collateral is not requested nor is it Surf Life Saving Queensland's policy to securitise its trade and other receivables. In addition, receivable balances are monitored on an ongoing basis with the result that Surf Life Saving Queensland's exposure to bad debts is not significant. There are no significant concentrations of credit risk within Surf Life Saving Queensland.

Liquidity risk arises from the timing differences between cash inflows and cash outflows. Surf Life Saving Queensland's objective is to maintain a balance between continuity of funding and flexibility. The Board has in place working capital and reinvestment targets and regularly monitors forward cash flow forecasts.

Equity securities price risks arise from investments in equity securities. To limit this risk Surf Life Saving Queensland diversifies its portfolio in accordance with limits set by the Board in conjunction with its investment fund manager Wilsons; who report and present to the Board quarterly. The majority of the equity investments is of a high quality and is publicly traded on the ASX. The price risk appears immaterial in terms of a possible impact on profit and loss and as such a sensitivity analysis has not been completed.

Primary responsibility for identification and control of financial risk rests with the Board. The Board reviews and agrees policies for managing each of these risks identified.

## Notes to the Consolidated Financial Statements for the Period Ended 30 June 2021

### Note 1: Summary of significant accounting policies (continued)

#### **(r) COVID-19 Impact**

The COVID-19 outbreak and the resulting government restrictions have had a significant impact on the Australian economy and consequentially the Surf Life Saving 2021 operations.

Surf Life Saving Queensland's operations were affected across most areas with parts of lifeguarding, community services and the Australian Lifesaving Academy heavily impacted. Support in the way of the Federal Jobkeeper grant was instrumental, for a period, in ensuring SLSQ staff were able to continue to offer life saving services.

### Note 2: Significant accounting judgements, estimates and assumptions

The preparation of the Group's financial statements requires management to make judgements, estimates and assumptions that affect the reported amounts of revenues, expenses, assets and liabilities, and the accompanying disclosures, and the disclosure of contingent liabilities. Uncertainty about these assumptions and estimates could result in outcomes that require a material adjustment to the carrying amount of assets or liabilities affected in future periods.

#### **(a) Estimation of useful lives or assets**

The estimation of the useful lives of assets has been based on historical experience as well as manufacturers' warranties (for plant, equipment and helicopters), lease terms (for leased equipment). In addition, the condition of the assets is assessed at least once per year and considered against the remaining useful life. Adjustments to useful lives are made prospectively, if appropriate.

#### **(b) Impairment of leasehold improvements – controlled entity**

Impairment indicators were not identified relating to the carrying value of the leasehold improvements for the Cairns S.L.S. Supporters Club Inc.

An impairment assessment was performed, with a recoverable amount determined based on value-in-use calculations. In determining value-in-use, projected future cash flows are discounted using a risk adjusted discount rate.

From this impairment assessment, an impairment expense of property, plant and equipment of \$Nil (2020: \$Nil) has been recognised.

#### **(c) Impairment of helicopter equipment**

In the prior financial year, impairment indicators were identified relating to the carrying value of the helicopter models, contained within the plant and equipment class of property, plant and equipment.

An impairment assessment was performed, with a market value determined based on an independent valuation report produced on the 22 May 2020.

From this impairment assessment, an impairment expense of property, plant and equipment of \$728 thousand was recognised in FY20.

In the current financial, no impairment assessment was required as the helicopters were fully written down.

#### **(d) Impairment of helicopter rotatable equipment**

Impairment indicators were identified relating to the carrying value of the rotatable equipment, contained within the plant and equipment class of property, plant and equipment.

An impairment assessment was performed and from this impairment assessment, an impairment expense of property, plant and equipment of \$655 thousand (2020: \$Nil) has been recognised.

## Notes to the Consolidated Financial Statements for the Period Ended 30 June 2021

### Note 2: Significant accounting judgements, estimates and assumptions (continued)

#### *(e) Value of assets in Agnes Water Surf Life Saving Club Inc at date of gaining control*

As disclosed in Note 17, Surf Life Saving Queensland obtained control of Agnes Water Surf Life Saving Club Inc on 28 October 2015. The judgement has been made that the property, plant and equipment of Agnes Water Surf Life Saving Club Inc had a \$nil value in use at 28 October 2015. This judgement is made as the Agnes Water Surf Life Saving Club Inc is not generating significant surpluses.

On the 7th July 2021, the Annual General Meeting of Agnes Water Surf Life Saving Club Inc was held where the Management Committee by representation of Surf Life Saving Queensland senior management stepped down and a new Management was installed.

#### *(f) Control of Ripper Corporation*

Note 4.2, Surf Life Saving Queensland obtained control of Ripper Corp effective 16 February 2021. As per the business sale agreement, the intellectual property (IP) of Ripper had a \$1.78m value in use at 16 February 2021 and remains at that value at 30 June 2021.

#### *(g) Recognition of revenue*

When assessing revenue, management exercises judgement to determine whether the performance obligation is sufficiently specific by taking into account any conditions specified in the arrangement, explicit or implicit, regarding the promised goods or services. In making this assessment, management includes the nature/type, cost/value, quantity and the period of transfer related to the goods or services promised.

#### *(h) Trade and other receivables*

As disclosed in Note 5, management exercises judgement in measurement of the expected credit loss allowances for trade and other receivables.



## Notes to the Consolidated Financial Statements for the Period Ended 30 June 2021

### Note 3: Revenue and Expenses

#### 3.1: Operating Revenue

	SLSQ Group	
	30 Jun 2021	31 May 2020
	\$'000	\$'000
Rendering of services (sponsors, lifeguarding and aviation)	24,547	21,372
Government grants	7,293	5,516
Registration and participation income	392	215
Distributions from Surf Life Saving Foundation	3,531	2,158
General donations	519	547
Royalty income	142	112
Net loss on disposal of property, plant and equipment	(42)	(36)
Cairns S.L.S. Supporters Club Inc revenue*	3,432	2,712
Ripper Corporation Revenue	451	-
Other revenues	1,521	1,190
	<b>41,786</b>	<b>33,786</b>

\*It has been considered that recognising gaming revenue on a net basis is more appropriate. The comparative information has been reclassified to be consistent with current year presentation.

#### 3.2: Other Income:

Distribution from the Surf Life Saving Foundation (Rescue Fund)	6,970	5,000
	<b>6,970</b>	<b>5,000</b>

#### 3.3: Employee Benefits Expense:

Salary and Wages	23,166	19,295
	<b>23,166</b>	<b>19,295</b>

#### 3.4: Depreciation and Amortisation Expense:

Depreciation of buildings	91	80
Depreciation of plant and equipment	2,842	2,397
Amortisation of leasehold improvements	86	73
Amortisation of right of use assets	772	630
	<b>3,791</b>	<b>3,180</b>

## Notes to the Consolidated Financial Statements for the Period Ended 30 June 2021

### Note 3: Revenue and Expenses (continued)

#### 3.5: Net Finance Income/Costs:

	SLSQ Group	
	30 Jun 2021	31 May 2020
	\$'000	\$'000
<b>Finance Income</b>		
Bank interest	12	8
Net foreign currency gains	39	-
	<b>51</b>	8
<b>Finance Costs</b>		
Net foreign currency losses	-	65
Interest expense - borrowings	2	-
Interest expense - leases	106	104
Facility fees	23	-
	<b>131</b>	169
<b>Net Finance income/(costs)</b>	<b>(80)</b>	(161)

### Note 4: Cash and Cash Equivalents

	SLSQ Group	
	30 Jun 2021	31 May 2020
	\$'000	\$'000
Cash on hand	29	5
Cash at bank	8,062	5,956
Term deposits	-	220
<b>Cash and cash equivalents in the Statement of Cash flows</b>	<b>8,091</b>	6,181

#### Note 4.1 Reconciliation of net surplus after tax to net cash flows from operations:

Surplus/(deficit) for the period	8,583	5,852
<i>Adjustments to reconcile surplus after tax to net cash flows:</i>		
Depreciation and amortisation of property, plant and equipment	3,791	3,180
Impairment of property, plant and equipment	655	728
Loss on disposal of property, plant and equipment	42	36
Increase in fair value of investments	(151)	(77)
Foreign exchange differences	(39)	65
<i>Working capital adjustments:</i>		
Change in trade and other receivables	1,386	(587)
Change in consumables	(90)	64
Change in other assets	359	(129)
Change in trade and other payables	673	15
Change in employee benefit liabilities	(92)	434
Change in revenue in advance	473	475
<b>Cash flow from operating activities</b>	<b>15,590</b>	10,056

## Notes to the Consolidated Financial Statements for the Period Ended 30 June 2021

### Note 4.2 Acquisition of business:

	<b>SLSQ Group</b>
	<b>30 Jun 2021</b>
	<b>\$'000</b>
Surf Life Saving Queensland acquired a 51% interest in 'Ripper Corporation', a business leader in drone search and rescue deployment, training, research and development, effective 16 February 2021. SLSQ aims to integrate their state-of-the-art drone and hi- tech artificial intelligence applications into existing surf lifesaving operations and wider disaster responses.	
<i>The purchase consideration comprised:</i>	
Cash consideration paid	255
Cash contingent consideration to be paid	765
<b>Purchase consideration</b>	<b>1,020</b>
<i>The fair values of identifiable assets and liabilities acquired at acquisition date:</i>	
Cash	5
Receivables	765
Property plant and equipment	202
Intellectual property	1,778
Liabilities on acquisition	(750)
<b>Net identifiable assets and liabilities acquired</b>	<b>2,000</b>
<i>Non-controlling interest measured at proportionate share of recognised assets and liabilities:</i>	<b>(980)</b>
<b>Total</b>	<b>1,020</b>

In terms of the business sale agreement a contingent consideration has been agreed whereby additional cash payments are required to be paid if certain performance criteria are achieved. At the acquisition date the fair value of this contingent consideration was estimated to be \$0.765m based on the expectation that it is sufficiently probable that the targets will be achieved within the prescribed timeframes. There has been no change in the fair value of this contingent consideration liability from the date of acquisition to the balance date.

The Group has elected to measure the non-controlling interests in the acquiree based on a proportionate share of recognised assets and liabilities.

## Notes to the Consolidated Financial Statements for the Period Ended 30 June 2021

### Note 5: Trade and Other Receivables

	SLSQ Group	
	30 Jun 2021	31 May 2020
	\$'000	\$'000
<b>Current</b>		
Trade receivables	888	1,327
Less: provision for impairment	-	(72)
	888	1,255
Other receivables	213	502
Jobkeeper government grant receivables	-	880
	1,101	2,637
<b>Non-current</b>		
Other receivables	150	-
	150	-

There was a movement in the credit loss allowance amounts, due to the reversal of the accrued impairment of \$72,000 due to management's assessment of recoverability of the doubtful debt.

Due to the short-term nature of these receivables, their carrying value is assumed to approximate their fair value. The maximum exposure to credit risk is the fair value of receivables. Collateral is not held as security, nor is it Surf Life Saving Queensland's policy to transfer (on-sell) receivables to special purpose entities. The entity's normal credit term is 30 days.

### Note 6: Other Assets

	SLSQ Group	
	30 Jun 2021	31 May 2020
	\$'000	\$'000
<b>Current</b>		
Prepayments	658	264
Helicopter deposit	352	2,734
Other assets	-	35
	1,010	3,033

### Note 7: Other Financial Assets

	SLSQ Group	
	30 Jun 2021	31 May 2020
	\$'000	\$'000
<b>Non-Current</b>		
Investment at fair value through profit and loss	3,444	6,294
Investment at fair value through other comprehensive income	16,722	-
	20,166	6,294

SLSQ holds an externally managed diversified portfolio of investments in international and domestic shares.

#### Investment income:

Dividend income	124	-
Interest income	15	-
Net profit of sale of financial assets	166	-
Net change in fair value of investments through profit and loss	(31)	77
Net change in fair value of investments, classified as fair value through OCI.	1,641	-
<b>Total investment income</b>	<b>1,915</b>	<b>77</b>



## Notes to the Consolidated Financial Statements for the Period Ended 30 June 2021

### Note 8: Property, Plant and Equipment

	<b>SLSQ Group</b>	
	<b>30 Jun 2021</b>	<b>31 May 2020</b>
	<b>\$'000</b>	<b>\$'000</b>
Land and Buildings at cost	<b>3,723</b>	3,723
Accumulated depreciation	<b>(1,615)</b>	(1,524)
Net carrying value	<b>2,108</b>	2,199
Leasehold improvements at cost	<b>8,119</b>	8,112
Accumulated amortisation	<b>(1,402)</b>	(1,316)
Provision for impairment	<b>(6,180)</b>	(6,180)
Net carrying value	<b>537</b>	616
Plant and equipment at cost	<b>31,623</b>	26,021
Accumulated depreciation	<b>(18,159)</b>	(15,916)
Provision for impairment	<b>(3,679)</b>	(3,024)
Net carrying value	<b>9,785</b>	7,081
Work in progress at cost	<b>2,506</b>	615
Net carrying value	<b>2,506</b>	615
<b>Total Property, plant and equipment at cost</b>	<b>45,971</b>	38,471
<b>Total Accumulated depreciation</b>	<b>(21,176)</b>	(18,756)
<b>Total Provision for impairment</b>	<b>(9,859)</b>	(9,204)
<b>Total net carrying value</b>	<b>14,936</b>	10,511

### Property, Plant and Equipment Reconciliations

Reconciliations of the carrying amounts of each class of property, plant and equipment at the beginning and end of the current and previous financial period are set out below:

<b>SLSQ Group</b>					
	<b>Note</b>	<b>Land and Buildings</b>	<b>Leasehold improvements</b>	<b>Plant and Equipment</b>	<b>Work in progress</b>
		<b>\$'000</b>	<b>\$'000</b>	<b>\$'000</b>	<b>\$'000</b>
<b>Carrying amount at 1 June 2020</b>		<b>2,199</b>	<b>616</b>	<b>7,081</b>	<b>615</b>
Additions		-	7	6,044	1,891
Additions through acquisition of controlled entities 4.2		-	-	202	-
Impairment loss recognised in profit or loss		-	-	(655)	-
Depreciation and amortisation expense		(91)	(86)	(2,842)	-
Disposals		-	-	(45)	-
		<b>2,108</b>	<b>537</b>	<b>9,785</b>	<b>2,506</b>
					<b>14,936</b>

## Notes to the Consolidated Financial Statements for the Period Ended 30 June 2021

### Note 9: Right-of-use Assets

	<b>SLSQ Group</b>	
	<b>30 Jun 2021</b>	<b>31 May 2020</b>
	<b>\$'000</b>	<b>\$'000</b>
Property right-of-use assets	<b>1,596</b>	1,596
Accumulated amortisation	<b>(591)</b>	(278)
Net carrying value	<b>1,005</b>	1,318
Equipment right-of-use assets	<b>1,420</b>	1,069
Accumulated amortisation	<b>(811)</b>	(352)
Net carrying value	<b>609</b>	717
<b>Total right-of-use assets</b>	<b>3,016</b>	2,665
<b>Total Accumulated amortisation</b>	<b>(1,402)</b>	(630)
<b>Total net carrying value</b>	<b>1,614</b>	2,035
<b>Movement in carrying amounts:</b>		
<i>Property right-of-use assets:</i>		
Opening net carrying amount	<b>1,318</b>	-
Addition to right-of-use asset	-	1,596
Amortisation expense	<b>(313)</b>	(278)
Net carrying value	<b>1,005</b>	1,318
<i>Equipment right-of-use assets:</i>		
Opening net carrying amount	<b>717</b>	-
Addition to right-of-use asset	<b>350</b>	1,069
Amortisation expense	<b>(458)</b>	(352)
Net carrying value	<b>609</b>	717
<b>AASB 16 related amounts recognised in the statement of profit or loss:</b>		
Amortisation expense related to right-of-use assets	<b>772</b>	630
Interest expense on lease liabilities	<b>106</b>	104
Short-term leases expense	<b>167</b>	22
Low value asset leases expense	<b>51</b>	43

The consolidated entity leases property for its office under agreements of between 1 to 12 years with, in some cases, options to extend. The leases have various escalation clauses. On renewal, the terms of the leases are renegotiated. The consolidated entity also leases plant and equipment under agreements of between 1 to 5 years.

## Notes to the Consolidated Financial Statements for the Period Ended 30 June 2021

### Note 10: Intangibles

	SLSQ Group	
	30 Jun 2021	31 May 2020
	\$'000	\$'000
Business intellectual property (Ripper)	1,778	-
Net carrying value	1,778	-

### Note 11: Trade and other Payables

	SLSQ Group	
	30 Jun 2021	31 May 2020
	\$'000	\$'000
<b>Current</b>		
Trade payables	678	783
Other payables	301	310
Accrued expenses	1,706	790
	2,685	1,883

#### Note 11.1: Fair Value

Due to the short-term nature of these payables, their carrying value is assumed to approximate their fair value.

### Note 12: Borrowings

	SLSQ Group	
	30 Jun 2021	31 May 2020
	\$'000	\$'000
<b>Current</b>		
Equipment loan	102	107
	102	107
<b>Non-current</b>		
Bank bill business loan	5,500	-
	5,500	-

SLSQ entered into a \$5.5m facility with Westpac Banking Corporation on 5 March 2021. The two-year agreement provides an interest only facility. The interest rate under the facility is variable and linked to BBSY. Existing security provisions apply.

## Notes to the Consolidated Financial Statements for the Period Ended 30 June 2021

### Note 13: Employee Benefit Liabilities

	SLSQ Group	
	30 Jun 2021	31 May 2020
	\$'000	\$'000
<b>Current</b>		
Employee benefits	2,392	2,359
	<b>2,392</b>	<b>2,359</b>
<b>Non-current</b>		
Employee benefits	554	679
	<b>554</b>	<b>679</b>

### Note 14: Lease Liabilities

	SLSQ Group	
	30 Jun 2021	31 May 2020
	\$'000	\$'000
<b>Current</b>		
Lease Liabilities	667	630
	<b>667</b>	<b>630</b>
<b>Non-current</b>		
Lease Liabilities	1,195	1,619
	<b>1,195</b>	<b>1,619</b>

### Note 15: Contract Liability

	SLSQ Group	
	30 Jun 2021	31 May 2020
	\$'000	\$'000
<b>Current</b>		
Revenue received in advance from Grants	2,364	1,891
	<b>2,364</b>	<b>1,891</b>

Deferred revenue will be earned over the next 12 months.



## Notes to the Consolidated Financial Statements for the Period Ended 30 June 2021

### Note 16: Reserves

	SLSQ Group	
	30 Jun 2021	31 May 2020
	\$'000	\$'000
<b>Current</b>		
Financial asset reserve	1,641	-
	<b>1,641</b>	<b>-</b>

The above should be read in conjunction with the Statement of Changes in Equity.

(a) The financial asset reserve records the revaluation of financial assets, classified as fair value through other comprehensive income.

### Note 17: Controlled Entities

The consolidated financial statements incorporate the assets, liabilities and results of the following subsidiaries, in accordance with the accounting policy described in Note 1(c):

- Cairns S.L.S. Supporters Club Inc
- Agnes Water Surf Life Saving Club Inc
- Ripper Corporation Pty Ltd, trustee for the Ripper Unit Trust

The Cairns S.L.S. Supporters Club Inc is considered a controlled entity by way of control of the Management Committee by representation of Surf Life Saving Queensland Board Members and senior management, and the ability to control the day to day finance, and operations of the Cairns S.L.S. Supporters Club Inc. Control was obtained in September 2008. Despite the current economic environment is challenging, Cairns S.L.S. Supporters Club Inc. has reported an operating profit in the current financial year. In the prior financial year, an operating loss was reported and non current assets were impaired due to uncertainty over future operating cash flows.

The Agnes Water Surf Life Saving Club Inc is considered a controlled entity by way of control of the Management Committee by representation of Surf Life Saving Queensland senior management and the ability to control the day to day finance, and operations of the Agnes Water Surf Life Saving Club Inc. Control was obtained on 28 October 2015.

On the 7th July 2021, the Annual General Meeting of Agnes Water Surf Life Saving Club Inc was held where the Management Committee by representation of Surf Life Saving Queensland senior management stepped down and a new Management committee was endorsed by its members.

Effective the 16 February 2021, the Group acquired a 51% interest in 'Ripper Corp', a business leader in drone search and rescue deployment, training, research and development. SLSQ aims to integrate operations with Ripper Corp, unlocking their state-of-the-art drone and hi- tech AI applications into existing surf lifesaving operations and wider disaster responses. Based on the acquisition agreement of Ripper Corp, SLSQ has 51% of the voting rights and has executive managerial representation on the board. These voting rights and management representation allow SLSQ to set business objectives, approve budgets and direct projects. Further, SLSQ manage Ripper's internal processes; and the Service agreements between the two entities support that SLSQ controls Ripper. Therefore, SLSQ meets the requirements of AASB10 for control and is required to consolidate for statutory account purposes.

## Notes to the Consolidated Financial Statements for the Period Ended 30 June 2021

### Note 18: Capital Commitments

At 30 June 2021, the Group had capital commitments of \$6.44m for two helicopters (2020: \$1.626m). Further expenditure will be incurred to bring the aviation asset ready for use.

### Note 19: Contingent Liabilities

Surf Life Saving Queensland had no contingent liabilities as at the reporting date which would have a material effect on the Group's financial statements as at 30 June 2021 (2020: \$Nil).

### Note 20: Events after the reporting period

Subsequent to the end of the financial period, the Cairns Surf Life Saving Supporters Club Committee made a capital repayment of \$100,000 on the 29th July 2021 against the loan from Surf Life Saving Queensland.

With the exception of the above matter, there have been no significant events occurring after the balance date which may affect either the Group's operations or results of those operations or the Group's state of affairs.

### Note 21: Economic dependency

Surf Life Saving Queensland is dependent on state funds from the Queensland Fire and Emergency Services and distributions from Surf Life Saving Australia, as well as other sponsorship agreements. The contract has been extended to 30 June 2024 at which time the company will work with its contract partner as to the company's ongoing role in the delivery of these community services.

### Note 22: Auditors' Remuneration

	SLSQ Group	
	30 Jun 2021	31 May 2020
	\$	\$
<b>Bentleys</b>		
<b>Audit and review of financial statements</b>		
Group	50,000	-
Controlled entity	15,000	-
<b>BDO</b>		
<b>Audit and review of financial statements</b>		
Group	-	62,000
Controlled entity	-	17,000
<b>Total audit and review of financial statements</b>	<b>65,000</b>	<b>79,000</b>
<b>Bentleys</b>		
<b>Non-audit services</b>		
Consulting services	8,745	-
Other assurance services	1,700	-
Taxation services	3,000	-
<b>Total non-audit services</b>	<b>13,445</b>	<b>-</b>

## Notes to the Consolidated Financial Statements for the Period Ended 30 June 2021

### Note 23: Parent information

	30 Jun 2021 \$'000	31 May 2020 \$'000
<b>Statement of Financial Position</b>		
<b>Assets</b>		
Current Assets	10,449	18,060
Non-current Assets	37,070	11,976
<b>Total Assets</b>	<b>47,519</b>	<b>30,036</b>
<b>Liabilities</b>		
Current Liabilities	7,359	6,346
Non-current Liabilities	7,204	1,426
<b>Total Liabilities</b>	<b>14,563</b>	<b>7,772</b>
<b>Equity</b>		
Reserves	1,641	-
Retained earnings	31,315	22,264
<b>Total Equity</b>	<b>32,956</b>	<b>22,264</b>
<b>Summarised Statement of Profit or Loss and Other Comprehensive Income</b>		
Total surplus	9,051	5,720
Other comprehensive income	1,641	-
<b>Total Comprehensive Income</b>	<b>10,692</b>	<b>5,720</b>

### Capital commitments

At 30 June 2021, the Group had capital commitments of \$5.24m for two helicopters (2020: \$1.626m). Further expenditure will be incurred to bring the aviation asset ready for use. Further expenditure will be incurred to bring the aviation asset ready for use.

## Notes to the Consolidated Financial Statements for the Period Ended 30 June 2021

### Note 24: Related Party Transactions

#### Related Parties

The Group's main related parties are as follows:

a. **Key management personnel**

Any person(s) having authority and responsibility for planning, directing and controlling the activities of the Group, directly or indirectly, including any director (whether executive or otherwise) of that Group is considered key management personnel.

For details of disclosures relating to key management personnel, refer to Note 25.

b. **Other related parties**

Other related parties include close family members of key management personnel and entities that are controlled or significantly influenced by those key management personnel, individually or collectively with their close family members.

c. **Transactions with related parties**

Transactions between related parties are on normal commercial terms and conditions no more favourable than those available to other parties unless otherwise stated.

Other than the remuneration of the Key Management Personnel (as disclosed in Note 25), there were no other transactions with related parties during the year.

### Note 25: Key Management Personnel Compensation

The totals of remuneration paid to key management personnel (KMP) of the Group during the period is as follows:

	SLSQ Group	
	30 Jun 2021	31 May 2020
	\$	\$
<b>Key management personnel compensation</b>	<b>1,363,315</b>	1,122,974

### Note 26: Interest in the Surf Life Saving Rescue Fund Trust

Surf Life Saving Queensland invested both withdrawable and perpetuity funds in the Surf Life Saving Rescue Fund Trust which is administered by Surf Life Saving Foundation as the corporate Trustee. Withdrawable funds are included in Surf Life Saving Queensland's statement of financial position as Financial assets at fair value through profit or loss. Earnings and movements in the fair value of withdrawable investments were included in the statement of profit or loss.

Perpetuity Funds were held for the benefit of Surf Life Saving Queensland and, in accordance with the Surf Life Saving Rescue Fund Trust Deed, submissions can be made (on either a regular or ad hoc basis) of specific proposals for application of the Perpetuity Fund to achieve charitable purpose. These funds were not recognised in the statement of financial position.

During the financial period, all remaining funds in the Surf Life Saving Rescue Fund were redeemed for investment by Surf Life Saving Queensland directly. At 30 June 2021 \$nil (2020: \$6.809m) held in perpetuity fund in the Trust.



## Notes to the Consolidated Financial Statements for the Period Ended 30 June 2021

### Note 27: Financial Risk Management

The Group's financial instruments consist mainly of deposits with banks, short-term investments, held-for-trading financial assets, accounts receivable and accounts payable.

The carrying amounts for each category of financial instruments, measured in accordance with AASB 139: *Financial Instruments: Recognition and Measurement* as detailed in the accounting policies to these financial statements, are as follows:

	Note	SLSQ Group	
		30 Jun 2021	31 May 2020
		\$'000	\$'000
<b>Financial Assets</b>			
Cash and cash equivalents	4	8,091	6,181
Loans and receivables	5	1,101	2,637
Financial Assets at fair value through profit or loss	7	3,444	6,294
Investments in equity instruments designated as at fair value through other comprehensive income	7	16,722	-
<b>Total Financial Assets</b>		<b>29,358</b>	15,112
<b>Financial Liabilities</b>			
Trade and other payables	11	2,685	1,883
Borrowings	12	5,602	107
Lease liabilities	14	1,863	2,249
<b>Total Financial Liabilities</b>		<b>10,150</b>	4,239

Refer to Note 28 for detailed disclosures regarding the fair value measurement of the Group's available-for-sale assets.

## Notes to the Consolidated Financial Statements for the Period Ended 30 June 2021

### Note 28: Fair Value Measurements

The Group has the following assets, as set out in the table below, that are measured at fair value on a recurring basis after the initial recognition.

The Group does not subsequently measure any liabilities at fair value on a recurring basis.

The Group has no assets or liabilities that are measured at fair value on a non-recurring basis.

	SLSQ Group	
	30 Jun 2021 \$'000	31 May 2020 \$'000
<b>Recurring fair value measurements</b>		
<i>Financial Assets</i>		
Investments at fair value through profit or loss	(31)	6,294
Investments designated as at fair value through other comprehensive income	1,641	-
<b>Total Financial Assets Recognised at Fair Value</b>	<b>1,610</b>	<b>6,294</b>

- (i) For investments in listed shares, the fair values have been determined based on closing quoted bid prices at the end of the reporting period.
- (ii) For investments in unlisted shares, the fair values have been determined using a market approach using sector price-earnings ratio of similar sized listed entities.

### Note 29: Group Details

**The registered office and principal place of business of the Group is:**

Surf Rescue House  
18 Manning Street  
South Brisbane Qld 4101

**Cairns Surf Lifesaving Supporters Club:**

135 Williams Esplanade  
Palm Cove Qld 4879

**Ripper Corp:**

18 Manning Street  
South Brisbane Qld 4101

### Note 30: Members' Guarantee

The Group is incorporated under the *Corporations Act 2001* and is a company limited by guarantee. The liability of the Members of SLSQ is limited. At 30 June 2021, the number of members was 6 branches. If the company is wound up, the constitution states that each Branch undertakes to contribute to the assets of SLSQ if it is wound up while a Member, or within one year after ceasing to be a Member, for payment of the debts and liabilities of SLSQ contracted before the time at which it ceases to be a Member, and the costs, charges and expenses of winding up and for an adjustment of the rights of 6 contributors among themselves, such amount as may be required not exceeding one dollar (\$1.00).

## Directors' Declaration for the Period ended 30 Jun 2021

The Directors' of the Company of Surf Life Saving Queensland declare that:

1. The consolidated financial statements and accompanying notes, are in accordance with the *Australian Charities and Not-for-profits Commission Act 2012*, including:
  - a. complying with Australian Accounting Standards – Reduced Disclosure Requirements (including the Australian Accounting Interpretations) and *Corporations Regulations 2001*; applicable to the Group; and
  - b. giving a true and fair view of the Group's financial position as at 30 June 2021 and of its performance for the period ended on that date.
2. In the Directors' opinion, there are reasonable grounds to believe that the Group will be able to pay all of its debts as and when they become due and payable.


This declaration is made in accordance with a resolution of the Board of Directors, and is signed for and on behalf of the Board by:



---

Mark Fife

Director



---

Michael Kearney

Director

Dated this 1<sup>st</sup> Day of September 2021

**SURF LIFE SAVING QUEENSLAND**  
**ABN 27 360 485 381**

**AUDITOR'S INDEPENDENCE DECLARATION  
UNDER S 60.40 OF THE AUSTRALIAN CHARITIES  
AND NOT-FOR-PROFITS COMMISSION ACT 2012  
TO THE DIRECTORS OF SURF LIFE SAVING QUEENSLAND**

I declare that, to the best of my knowledge and belief, during the period ended 30 June 2021 there has been:

- (i) no contraventions of the independence requirements of the *Australian Charities and Not-for-Profits Commission Act 2012* in relation to the audit; and
- (ii) no contraventions of any applicable code of professional conduct in relation to the audit.



Bentleys Brisbane (Audit) Pty Ltd  
Chartered Accountants



Stewart Douglas  
Director  
Brisbane  
01 September 2021



## INDEPENDENT AUDITOR'S REPORT TO THE MEMBERS OF SURF LIFE SAVING QUEENSLAND



### Report on the Audit of the Financial Report

#### Opinion

We have audited the financial report of Surf Life Saving Queensland and its controlled entities (the "Group"), which comprises the consolidated statement of financial position as at 30 June 2021 and the consolidated statement of profit or loss and other comprehensive income, consolidated statement of changes in equity and consolidated statement of cash flows for the period then ended, notes comprising a summary of significant accounting policies and other explanatory information, and the director's declaration.

In our opinion the consolidated financial report of the Group is in accordance with the Division 60 of the *Australian Charities and Not-for-Profit Commission Act 2012*, including:

- (i) giving a true and fair view of the Group's financial position as at 30 June 2021 and of its performance for the period then ended; and
- (ii) complying with Australian Accounting Standards and Division 60 of the *Australian Charities and Not-for-Profits Commission Regulations 2013*.

#### Basis for Opinion

We conducted our audit in accordance with Australian Auditing Standards. Our responsibilities under those standards are further described in the *Auditor's Responsibilities for the Audit of the Financial Report* section of our report. We are independent of the Group in accordance with the ethical requirements of the Australian Professional and Ethical Standards Board's APES 110 *Code of Ethics for Professional Accountants* (the Code) that are relevant to our audit of the financial report in Australia. We have also fulfilled our other ethical responsibilities in accordance with the Code.

We confirm that the independence declaration, which has been given to the directors of the Company, would be in the same terms if given to the directors as at the time of this auditor's report.

We believe that the audit evidence we have obtained is sufficient and appropriate to provide a basis for our opinion.

#### Responsibilities of the Directors for the Financial Report

The directors of the Company are responsible for the preparation and fair presentation of the financial report in accordance with Australian Accounting Standards and the *Australian Charities and Non-for-Profits Commission Act 2012* and for such internal control as the directors determine is necessary to enable the preparation of the financial report that is free from material misstatement, whether due to fraud or error.

In preparing the financial report, the directors are responsible for assessing the ability of the Group to continue as a going concern, disclosing, as applicable, matters related to going concern and using the going concern basis of accounting unless the directors either intend to liquidate the Group or to cease operations, or has no realistic alternative but to do so.

The directors are responsible for overseeing the Group's financial reporting process.



A member of Bentleys, a network of independent advisory and accounting firms located throughout Australia, New Zealand and China that trade as Bentleys. All members of the Bentleys Network are affiliated only, are separate legal entities and not in partnership. Liability limited by a scheme approved under Professional Standards Legislation. A member of Allinial Global – an association of independent accounting and consulting firms.



## INDEPENDENT AUDITOR'S REPORT TO THE MEMBERS OF SURF LIFE SAVING QUEENSLAND



### Auditor's Responsibilities for the Audit of the Financial Report

Our objectives are to obtain reasonable assurance about whether the financial report as a whole is free from material misstatement, whether due to fraud or error, and to issue an auditor's report that includes our opinion. Reasonable assurance is a high level of assurance, but is not a guarantee that an audit conducted in accordance with the Australian Auditing Standards will always detect a material misstatement when it exists. Misstatements can arise from fraud or error and are considered material if, individually or in the aggregate, they could reasonably be expected to influence the economic decisions of users taken on the basis of this financial report.

As part of an audit in accordance with Australian Auditing Standards, we exercise professional judgement and maintain professional scepticism throughout the audit. We also:

- Identify and assess the risks of material misstatement of the financial report, whether due to fraud or error, design and perform audit procedures responsive to those risks, and obtain audit evidence that is sufficient and appropriate to provide a basis for our opinion. The risk of not detecting a material misstatement resulting from fraud is higher than for one resulting from error, as fraud may involve collusion, forgery, intentional omissions, misrepresentations, or the override of internal control.
- Obtain an understanding of internal control relevant to the audit in order to design audit procedures that are appropriate in the circumstances, but not for the purpose of expressing an opinion on the effectiveness of the Group's internal control.
- Evaluate the appropriateness of accounting policies used and the reasonableness of accounting estimates and related disclosures made by the directors.
- Conclude on the appropriateness of the directors' use of the going concern basis of accounting and, based on the audit evidence obtained, whether a material uncertainty exists related to events or conditions that may cast significant doubt on the Group's ability to continue as a going concern. If we conclude that a material uncertainty exists, we are required to draw attention in our auditor's report to the related disclosures in the financial report or, if such disclosures are inadequate, to modify our opinion. Our conclusions are based on the audit evidence obtained up to the date of our auditor's report. However, future events or conditions may cause the Group to cease to continue as a going concern.
- Evaluate the overall presentation, structure and content of the financial report, including the disclosures, and whether the financial report represents the underlying transactions and events in a manner that achieves fair presentation of the entities or business activities within the Group to express an opinion on the financial report.
- We are responsible for the direction, supervision and performance of the Group audit. We remain solely responsible for our audit opinion.

We communicate with those charged with governance regarding, among other matters, the planned scope and timing of the audit and significant audit findings, including any significant deficiencies in internal control that we identify during our audit.

Bentleys Brisbane (Audit) Pty Ltd  
Chartered Accountants

Stewart Douglas  
Director  
Brisbane  
02 September 2021



A member of Bentleys, a network of independent advisory and accounting firms located throughout Australia, New Zealand and China that trade as Bentleys. All members of the Bentleys Network are affiliated only, are separate legal entities and not in partnership. Liability limited by a scheme approved under Professional Standards Legislation. A member of Allinial Global – an association of independent accounting and consulting firms.







# OUR PARTNERS

PRINCIPAL



**ISUZU**  
**UTE**

GO YOUR OWN WAY





GOVERNMENT

CITY OF  
**GOLD COAST.**

 **Sunshine Coast**  
COUNCIL

 **Queensland**  
Government

COMMUNITY,  
BUSINESS &  
MEDIA

THE  STAR  
GOLD COAST

 **HARBOUR TOWN**  
PREMIUM OUTLETS

**KUMON**

**SEALINK**  
Queensland

91.1 **HOT**  
TODAY'S BEST MUSIC

Classic Hits  
**4RO**  
AM

**4CC**

hitz fm **93.9**

80s 90s & NOW  
**STAR**

 **SHARKSKIN**



 **Marsh**

**FINZ**  


**IOR**  
AVIATION







## QUEENSLAND

### Surf Life Saving Queensland

Surf Rescue House, 18 Manning Street,  
South Brisbane QLD 4101

PO Box 3747, South Brisbane QLD 4101

+61 7 3846 8000 • [lifesaving.com.au](http://lifesaving.com.au)