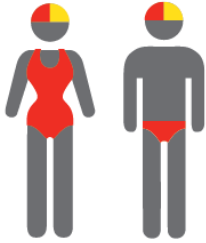


POINT DANGER BRANCH

MEMBERSHIP STATISTICS REPORT EOS 2023/24



1800
ACTIVE
MEMBERSHIP



6296
TOTAL
MEMBERSHIP



2115
JUNIOR
MEMBERSHIP

Vs. 2023/24 Mid-Season (JAN 2024)



9% Increase



3% Increase



1% Increase

Vs. 2022/23 EOS (MAY 2023)



3% Decrease



Equal



Equal

Note:
Numbers in this report are generated directly from Surfguard;
Active members are taken from the following demographics 13-15 Cadets, 15-18 Youth, Active 18+, Award and Active Reserve members.

TOTAL MEMBERSHIP

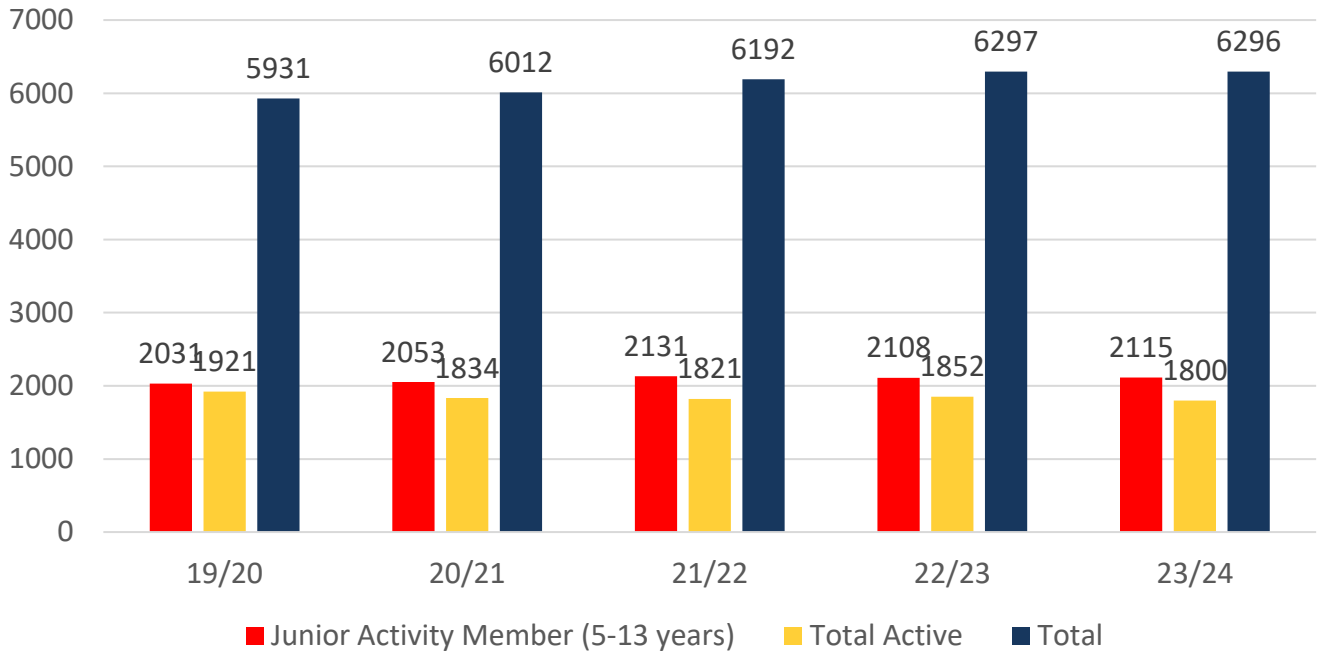
MEMBERSHIP 2019-2024

	19/20	20/21	21/22	22/23	23/24
	Total	Total	Total	Total	Total
Probationary	19	42	21	30	45
Junior Activity Member (5-13 years)	2031	2053	2131	2108	2115
Cadet Member (13-15 years)	192	180	163	208	231
Active Junior (15-18 years)	353	297	322	305	270
Active Senior (18years and over)	1251	1244	1233	1215	1163
Award Member	95	86	87	101	114
Reserve Active	30	27	16	23	22
Long Service	284	287	296	290	291
Past Active	51	50	57	53	64
Associate	1389	1461	1574	1608	1630
Life Member	183	224	230	228	219
General	0	1	1	6	3
Honorary	48	53	52	53	44
Non Member Participants	0	0	2	0	0
Leave / Restricted	5	7	7	69	85
Total Active	1921	1834	1821	1852	1800
Total	5931	6012	6192	6297	6296

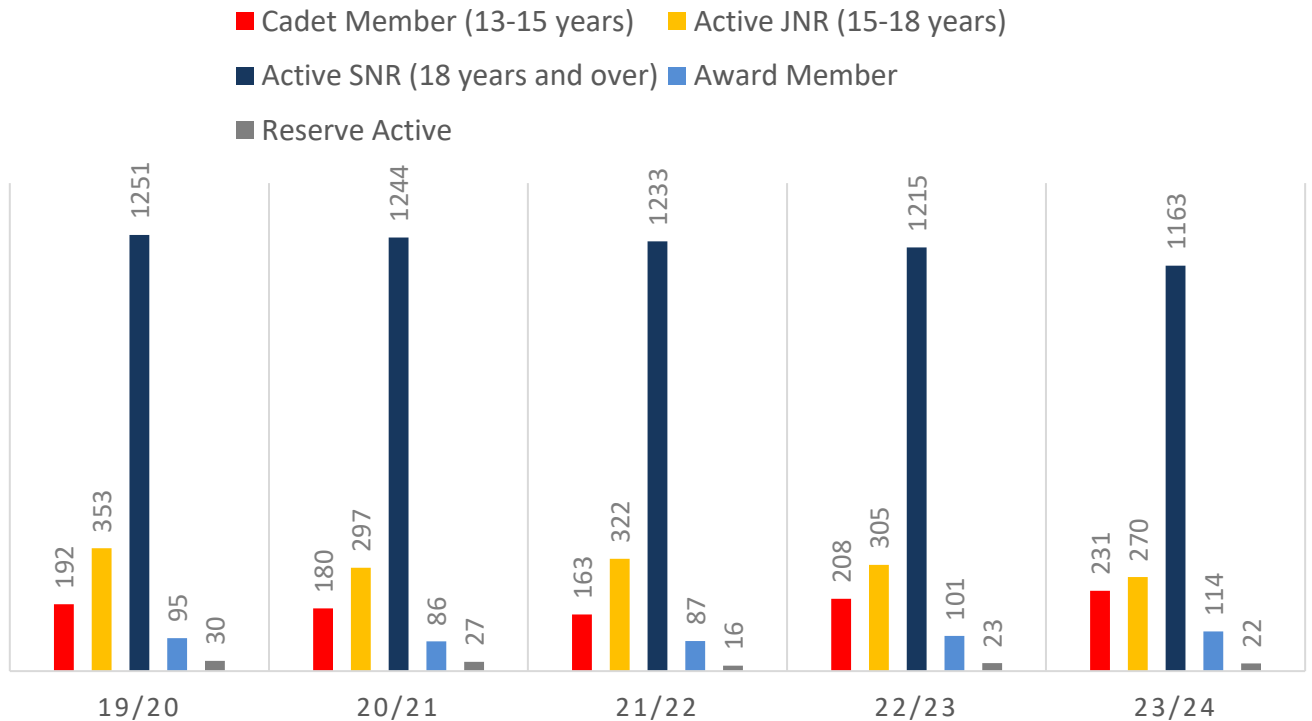
	19/20	20/21	21/22	22/23	23/24
	Total	Total	Total	Total	Total
Under 6	246	270	298	291	321
Under 7	280	311	342	344	352
Under 8	255	293	324	312	310
Under 9	304	249	319	279	282
Under 10	233	267	222	275	246
Under 11	242	190	232	197	219
Under 12	184	196	153	196	161
Under 13	164	154	148	133	149
Under 14	123	122	126	155	136
Junior Activities Total	2031	2052	2164	2182	2176

5 YEAR TREND ANALYSIS

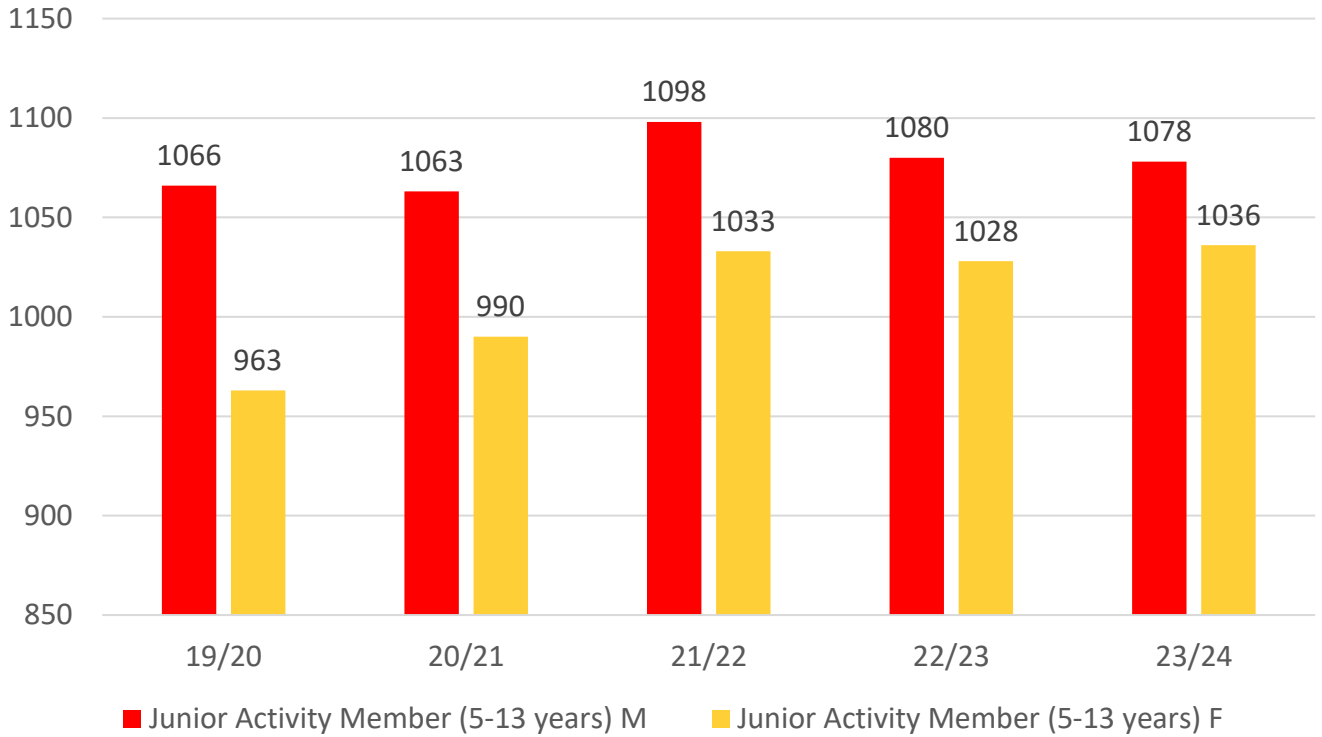
Total Membership



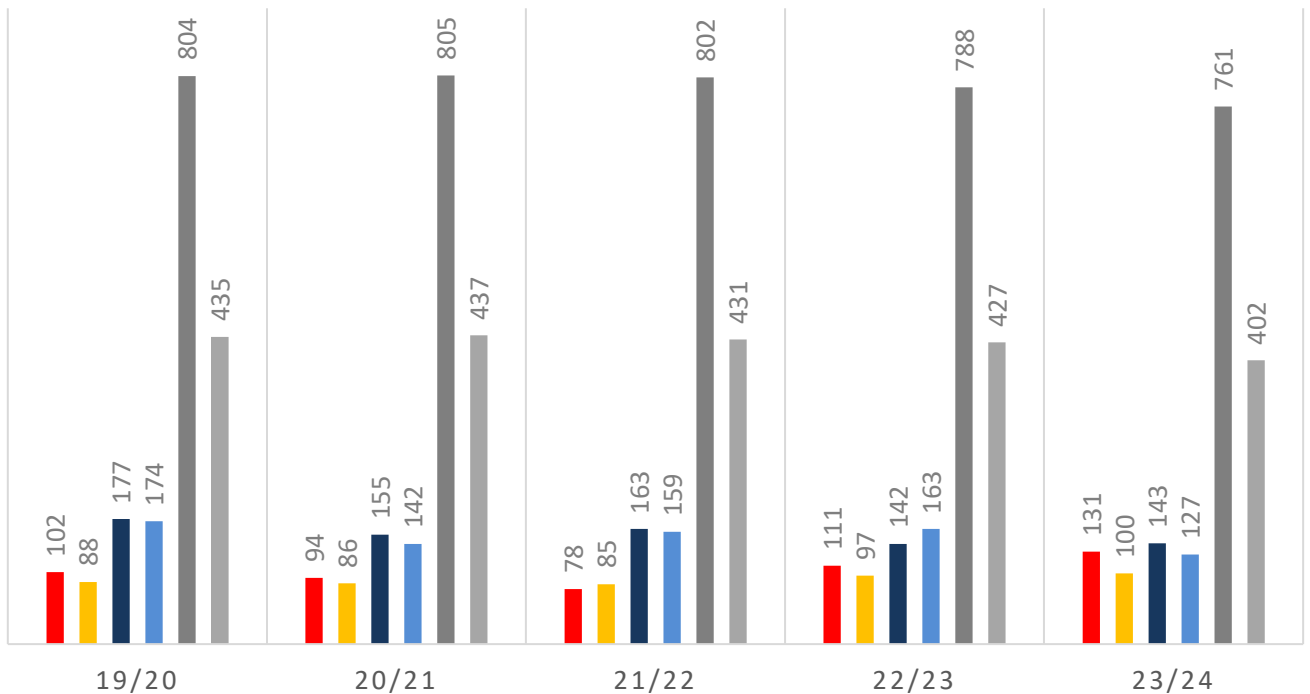
ACTIVE MEMBERSHIP



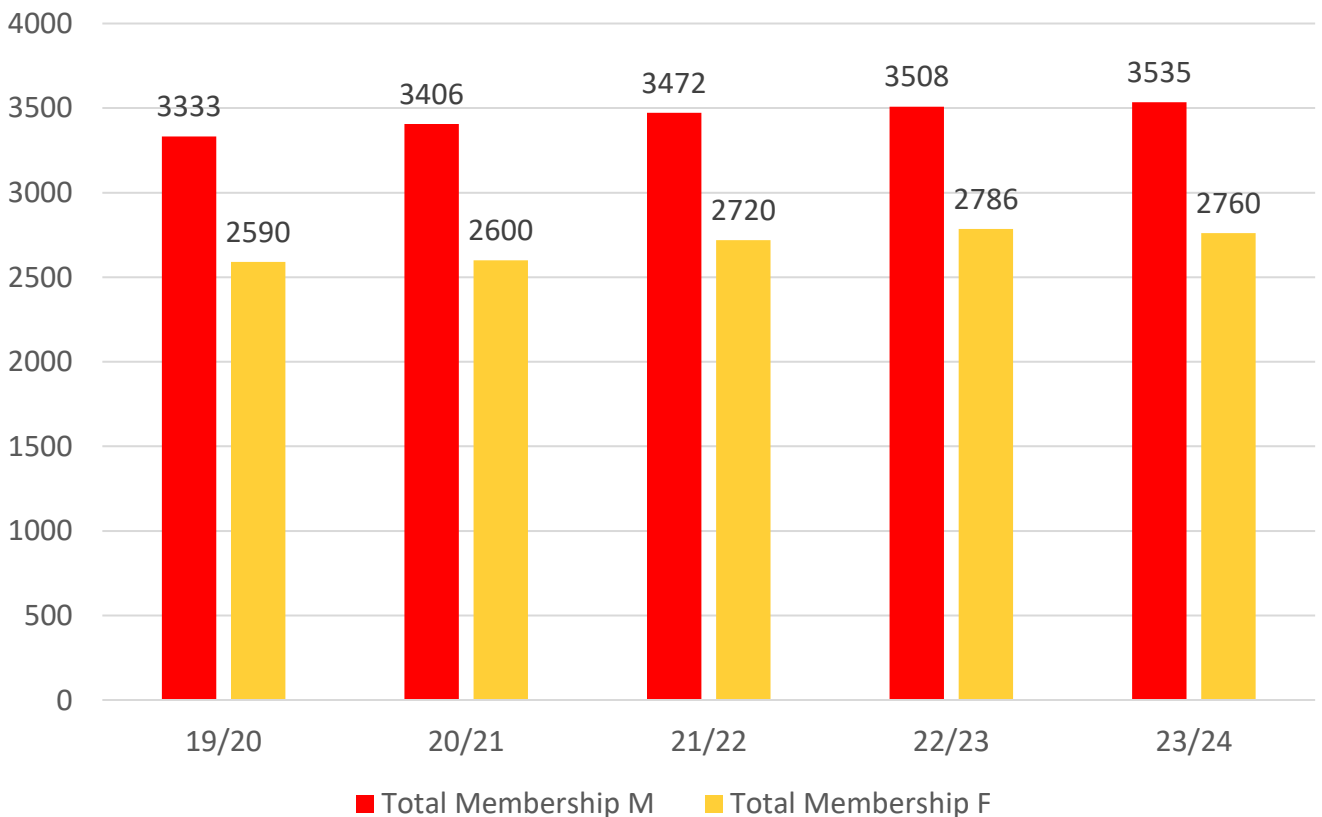
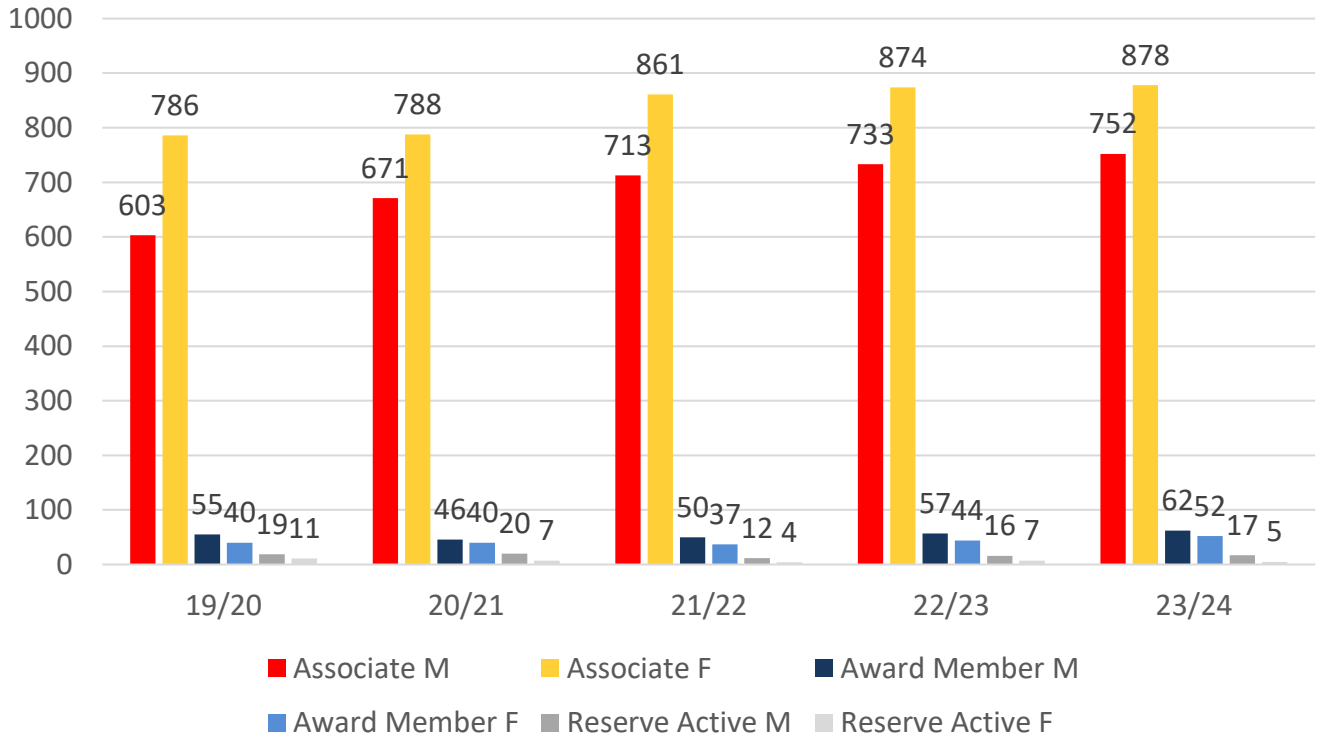
5 YEAR GENDER COMPARISON



■ Cadet Member (13-15) M
 ■ Cadet Member (13-15) F
 ■ Active JNR (15-18) M
■ Active JNR (15-18) F
 ■ Active SNR (18+) M
 ■ Active SNR (18+) F



5 YEAR GENDER COMPARISON



MEMBERSHIP RETENTION



2008

BRAND NEW MEMBERS



67%

MEMBERSHIP RETENTION



2024

MEMBERS LOST FROM THE ORGANISATION

POINT DANGER BRANCH 2023/24

	2022/23 Membership	Retained from previous season		Transfers between Club Categories	Transferred out of the club		Left the organisation		Brand new members		Transfers In from other clubs		2023/24 Membership	
		No.	%		No.	%	No.	%	No.	%	No.	%	No.	%
Probationary	30	12	40%	10	0	0%	18	60%	43	143%	0	0%	45	50%
Junior Activities	2108	1272	60%	72	12	1%	824	39%	901	43%	14	1%	2115	0%
Cadet Member (13-15 years)	208	127	61%		2	1%	79	38%	76	37%	2	1%	231	11%
Active (15-18 yrs)	305	237	78%	21	2	1%	66	22%	47	15%	7	2%	270	-11%
Active (18yrs and over)	1215	983	81%		17	1%	215	18%	135	11%	28	2%	1163	-4%
Award Member	101	77	76%		1	1%	23	23%	18	18%	3	3%	114	13%
Reserve Active	23	17	74%	1	0	0%	6	26%	6	26%	0	0%	22	-4%
Long Service	290	268	92%		5	2%	17	6%	10	3%	4	1%	291	0%
Past Active	53	42	79%		0	0%	11	21%	14	26%	0	0%	64	21%
Associate	1608	890	55%	7	7	0%	711	44%	737	46%	10	1%	1630	1%
Life Member	228	212	93%		0	0%	16	7%	4	2%	0	0%	219	-4%
General	6	1	17%	1	0	0%	5	83%	3	50%	0	0%	3	-50%
Honorary	53	44	83%	1	0	0%	9	17%	1	2%	0	0%	44	-17%
Non Member Participant	0	0			0		0		0		0		0	
Leave / Restricted	69	45	65%		0	0%	24	35%	13	19%	1	1%	85	23%
Total Active	1852	1441	78%		22	1%	389	21%	282	15%	40		1800	-3%
Total	6297	4227	67%		46	1%	2024	32%	2008	32%	69		6296	0%

** Total Active = Cadet Member (13-15 years), Active (15-18), Active (18yrs and over), Award Member, Reserve Active

MEMBERSHIP RETENTION

POINT DANGER BRANCH 2023/24

Active Members	2022/23	Retained		Left SLS		Recruited		2023/24
	No.	No.	%	No.	%	No.	%	No.
13-15 Years	254	164	65%	86	34%	80	31%	233
16-18 Years	279	214	77%	63	23%	48	17%	278
19-25 Years	289	215	74%	73	25%	28	10%	279
26-35 Years	156	114	73%	37	24%	35	22%	159
36-50 Years	477	389	82%	79	17%	66	14%	455
51-70 Years	373	325	87%	47	13%	25	7%	369
70+ Years	24	20	83%	4	17%	0	0%	27
Total	1852	1441	78%	389	21%	282	15%	1800

POINT DANGER BRANCH 2023/24

Age Group	2022/23	Retained		Left SLS		Recruited		2023/24
Under 6	291					315		319
Under 7	344	184	63%	105	36%	170	58%	351
Under 8	312	192	56%	149	43%	114	33%	310
Under 9	279	191	61%	120	38%	87	28%	282
Under 10	275	162	58%	116	42%	81	29%	244
Under 11	196	159	58%	116	42%	58	21%	218
Under 12	196	125	64%	71	36%	35	18%	158
Under 13	132	118	60%	75	38%	30	15%	146
Under 14	82	93	70%	37	28%	11	8%	87
Transitioned From JA		48	59%					

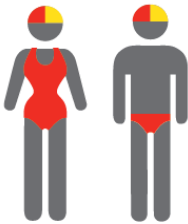
MEMBERSHIP RETENTION

2021/22




67%

TOTAL MEMBERSHIP
RETENTION



78%

ACTIVE MEMBERSHIP
RETENTION



61%


JUNIOR MEMBERSHIP
RETENTION

2022/23




67%

TOTAL MEMBERSHIP
RETENTION



79%

ACTIVE MEMBERSHIP
RETENTION



57%

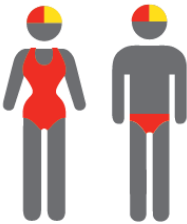
JUNIOR MEMBERSHIP
RETENTION

2023/24




67%

TOTAL MEMBERSHIP
RETENTION



78%

ACTIVE MEMBERSHIP
RETENTION



60%

JUNIOR MEMBERSHIP
RETENTION