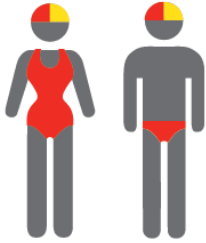


PEREGIAN BEACH

MEMBERSHIP STATISTICS REPORT EOS 2023/24



75
ACTIVE
MEMBERSHIP



514
TOTAL
MEMBERSHIP



198
JUNIOR
MEMBERSHIP

Vs. 2023/24 Mid-Season (JAN 2024)



Equal



Equal



Equal

Vs. 2022/23 EOS (MAY 2023)



16% Decrease



13% Increase



19% Increase

Note:
Numbers in this report are generated directly from Surfguard;
Active members are taken from the following demographics 13-15 Cadets, 15-18 Youth, Active 18+, Award and Active Reserve members.

TOTAL MEMBERSHIP

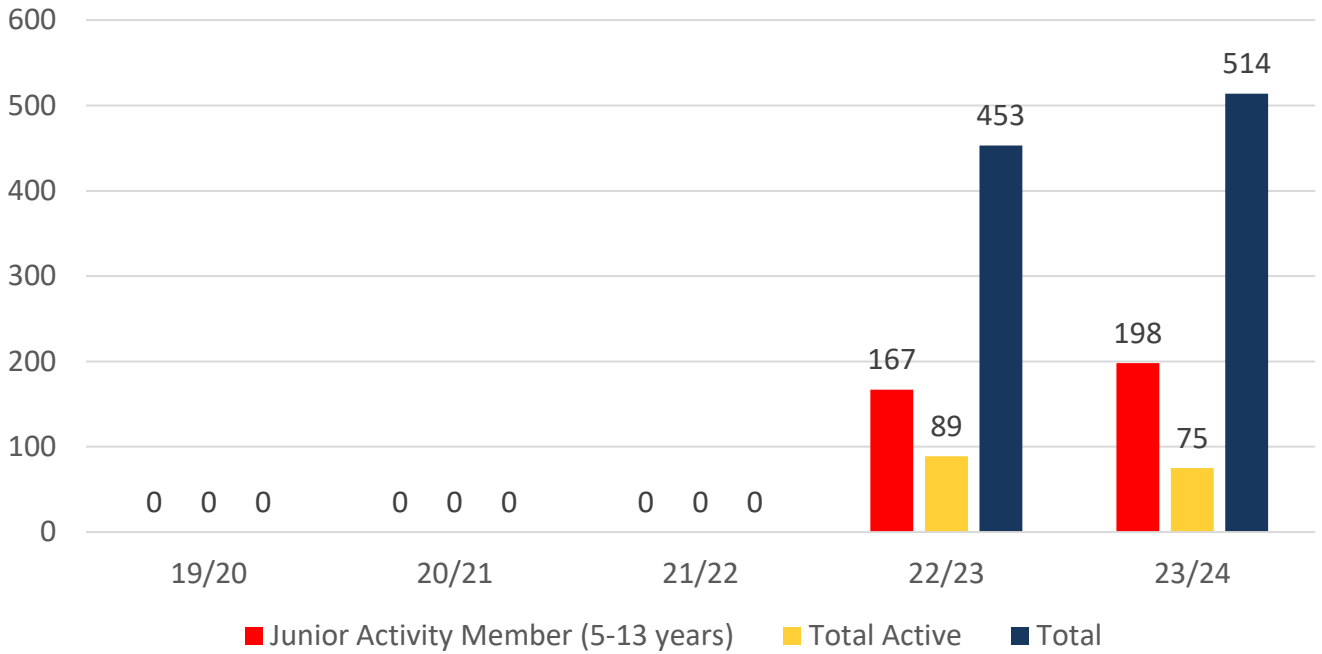
MEMBERSHIP 2019-2024

	19/20	20/21	21/22	22/23	23/24
	Total	Total	Total	Total	Total
Probationary	0	0	0	8	1
Junior Activity Member (5-13 years)	0	0	0	167	198
Cadet Member (13-15 years)	0	0	0	17	7
Active Junior (15-18 years)	0	0	0	7	12
Active Senior (18years and over)	0	0	0	58	52
Award Member	0	0	0	7	4
Reserve Active	0	0	0	0	0
Long Service	0	0	0	5	5
Past Active	0	0	0	0	0
Associate	0	0	0	168	217
Life Member	0	0	0	10	10
General	0	0	0	1	0
Honorary	0	0	0	0	0
Non Member Participants	0	0	0	0	0
Leave / Restricted	0	0	0	5	8
Total Active	0	0	0	89	75
Total	0	0	0	453	514

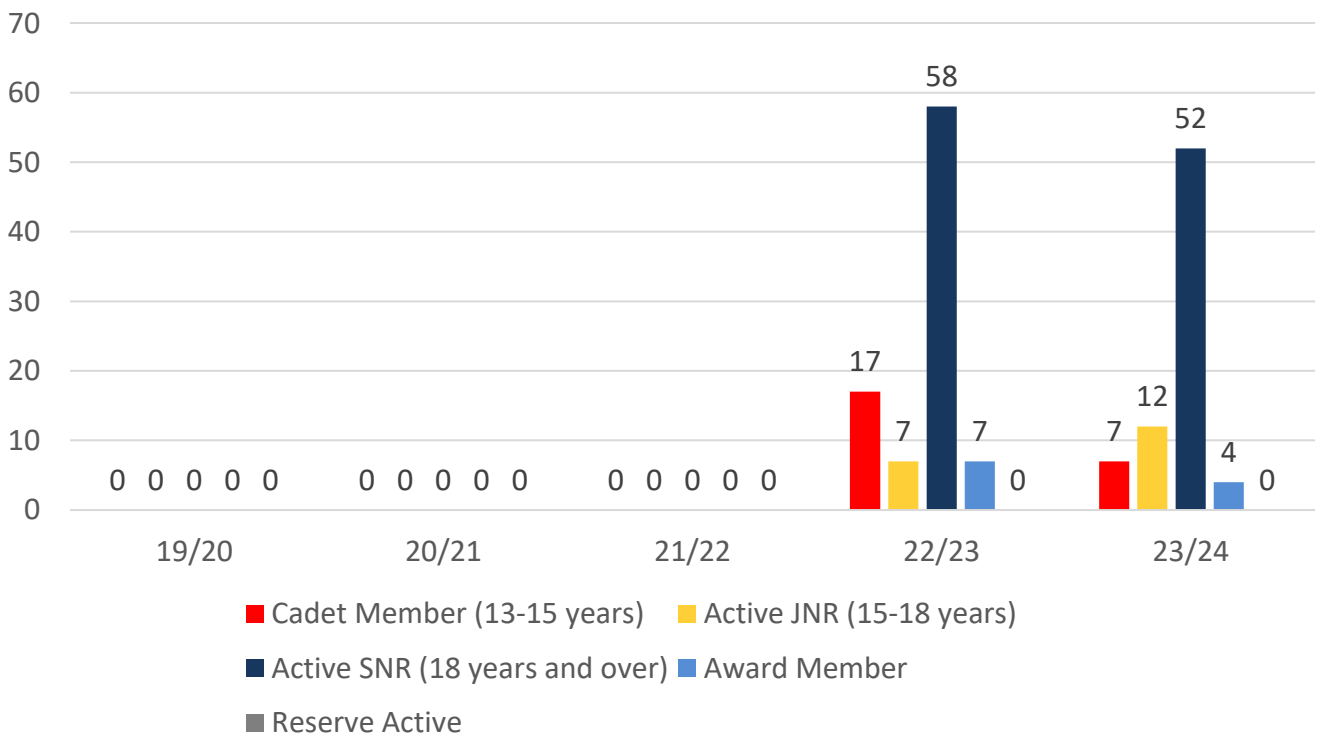
	19/20	20/21	21/22	22/23	23/24
	Total	Total	Total	Total	Total
Under 6	0	0	0	27	33
Under 7	0	0	0	31	33
Under 8	0	0	0	30	25
Under 9	0	0	0	22	35
Under 10	0	0	0	16	22
Under 11	0	0	0	11	12
Under 12	0	0	0	15	16
Under 13	0	0	0	14	14
Under 14	0	0	0	5	11
Junior Activities Total	0	0	0	171	201

5 YEAR TREND ANALYSIS

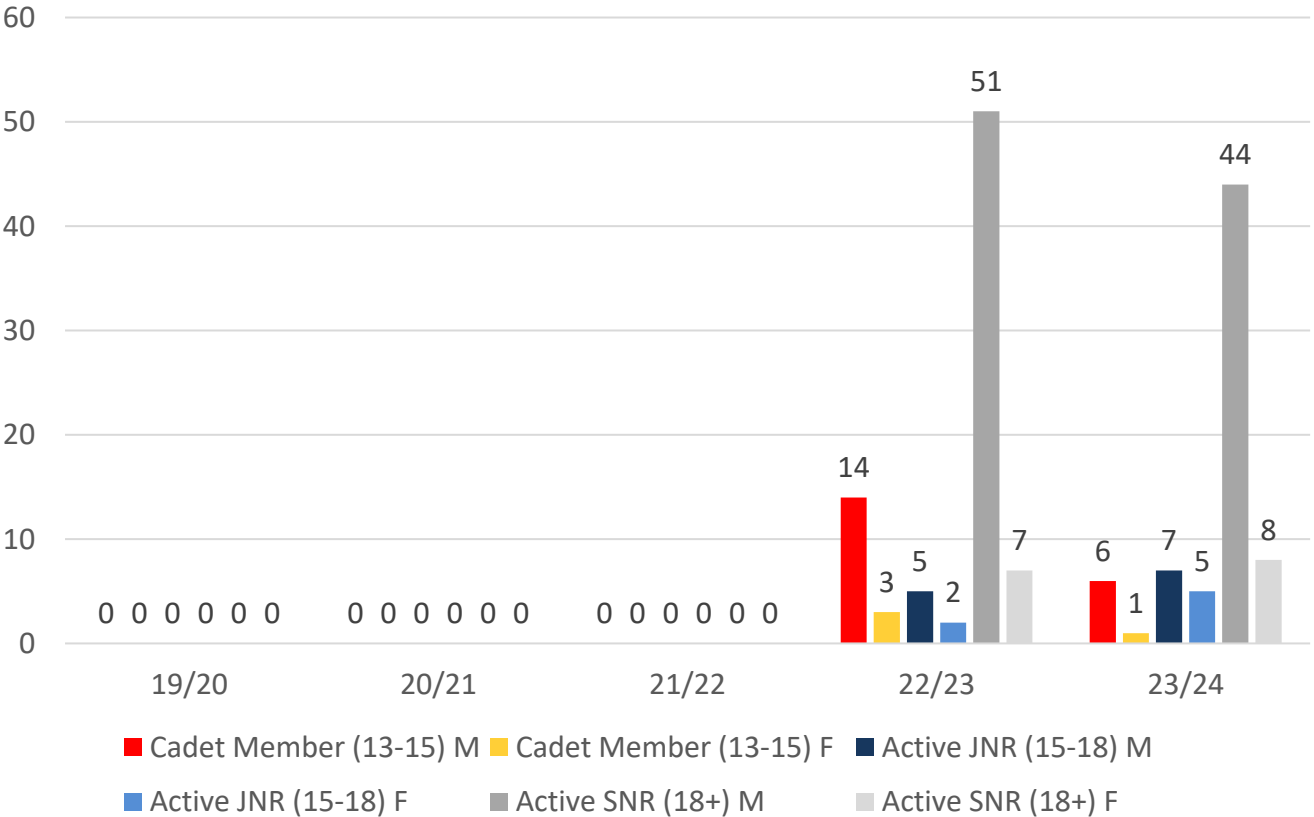
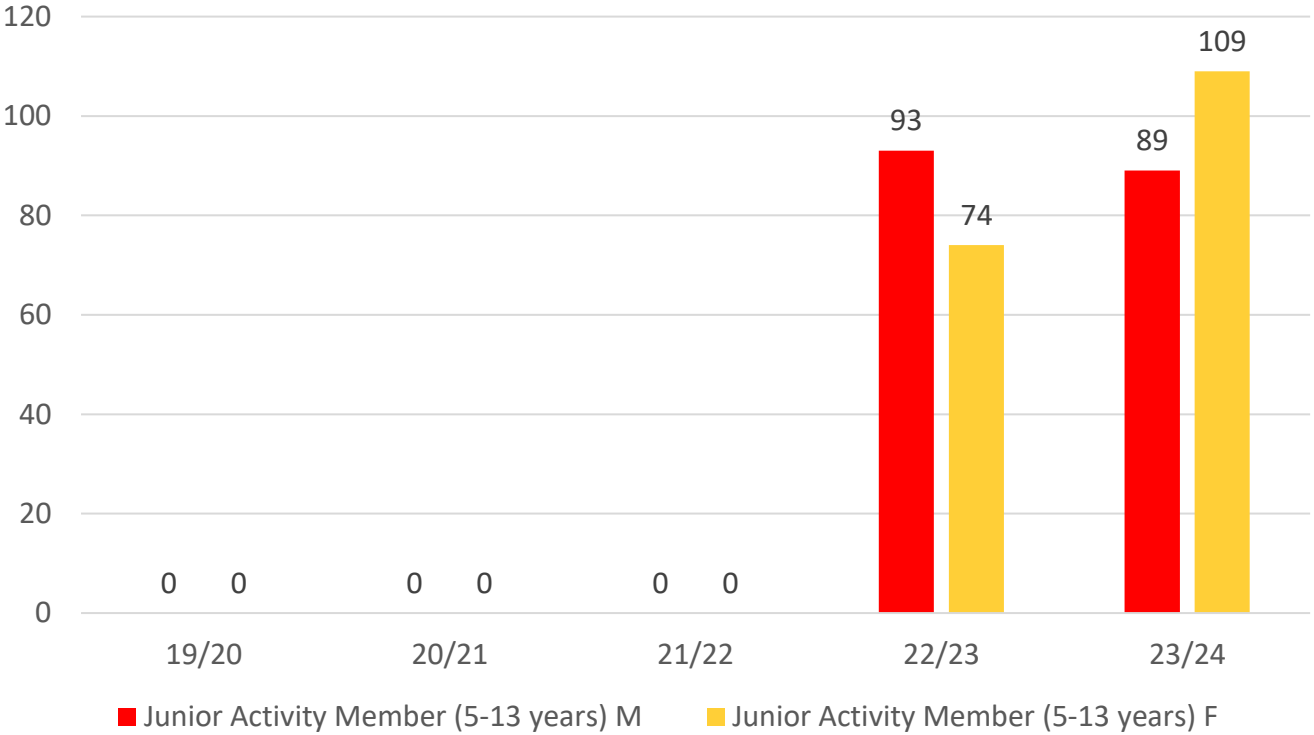
Total Membership



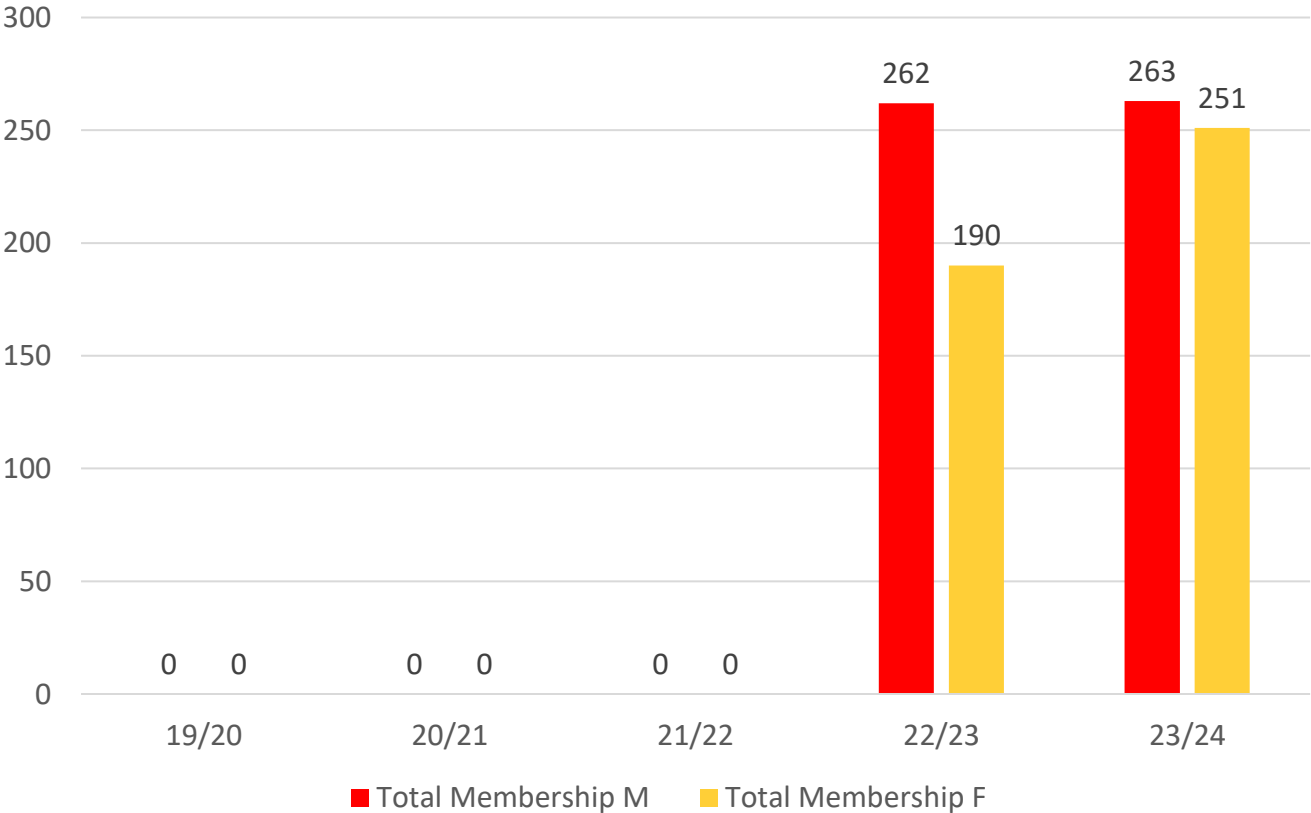
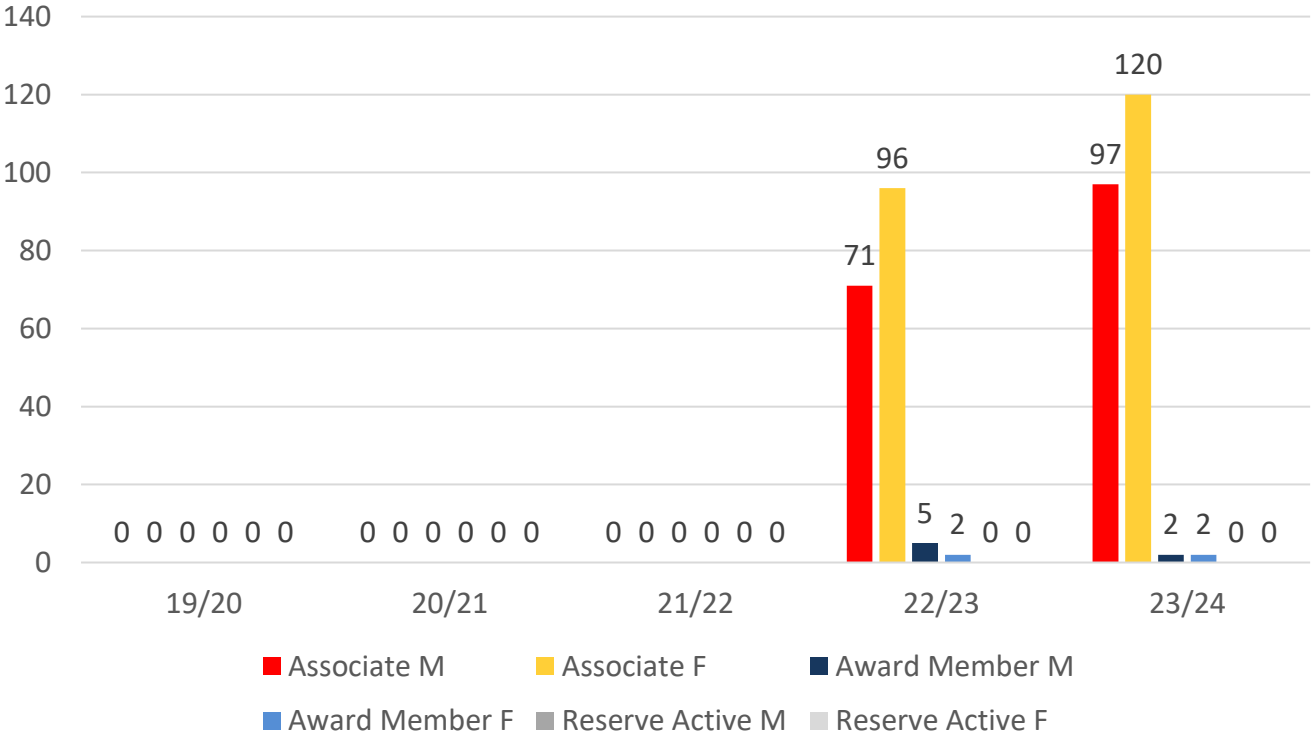
Active Membership



5 YEAR GENDER COMPARISON



5 YEAR GENDER COMPARISON



MEMBERSHIP RETENTION



200

BRAND NEW MEMBERS



67%

MEMBERSHIP RETENTION



128

MEMBERS LOST FROM THE ORGANISATION

PEREGIAN 2023/24														
	2022/23 Membership	Retained from previous season		Transfers between Club Categories	Transferred out of the club		Left the organisation		Brand new members		Transfers In from other clubs		2023/24 Membership	
		No.	%		No.	%	No.	%	No.	%	No.	%	No.	%
Probationary	8	3	38%	3	0	0%	5	63%	1	13%	0	0%	1	-88%
Junior Activities	167	111	66%		5	3%	51	31%	83	50%	4	2%	198	19%
Cadet Member (13-15 years)	17	10	59%	6	3	18%	4	24%	3	18%	0	0%	7	-59%
Active (15-18 yrs)	7	3	43%		2	29%	2	29%	3	43%	0	0%	12	71%
Active (18yrs and over)	58	50	86%	1	5	9%	3	5%	2	3%	1	2%	52	-10%
Award Member	7	4	57%	1	0	0%	3	43%	0	0%	1	14%	4	-43%
Reserve Active	0	0			0		0		0		0		0	
Long Service	5	5	100%		0	0%	0	0%	0	0%	0	0%	5	0%
Past Active	0	0			0		0		0		0		0	
Associate	168	105	63%		4	2%	59	35%	106	63%	4	2%	217	29%
Life Member	10	10	100%		0	0%	0	0%	0	0%	0	0%	10	0%
General	1	0	0%		0	0%	1	100%	0	0%	0	0%	0	-100%
Honorary	0	0			0		0		0		0		0	
Non Member Participant	0	0			0		0		0		0		0	
Leave / Restricted	5	3	60%		2	40%	0	0%	2	40%	0	0%	8	60%
Total Active	89	67	75%		10	11%	12	13%	8	9%	2		75	-16%
Total	453	304	67%		21	5%	128	28%	200	44%	10		514	13%

** Total Active = Cadet Member (13-15 years), Active (15-18), Active (18yrs and over), Award Member, Reserve Active

MEMBERSHIP RETENTION

PEREGIAN 2023/24								
Active Members	2022/23	Retained		Left SLS		Recruited		2023/24
	No.	No.	%	No.	%	No.	%	No.
13-15 Years	19	11	58%	5	26%	4	21%	11
16-18 Years	5	2	40%	1	20%	2	40%	8
19-25 Years	4	1	25%	0	0%	0	0%	1
26-35 Years	3	2	67%	1	33%	0	0%	2
36-50 Years	37	33	89%	3	8%	2	5%	32
51-70 Years	20	18	90%	1	5%	0	0%	20
70+ Years	1	0	0%	1	100%	0	0%	1
Total	89	67	75%	12	13%	8	9%	75

PEREGIAN 2023/24								
Age Group	2022/23	Retained		Left SLS		Recruited		2023/24
Under 6	27					33		33
Under 7	31	19	70%	5	19%	14	52%	33
Under 8	30	16	52%	13	42%	9	29%	25
Under 9	22	23	77%	7	23%	10	33%	35
Under 10	16	16	73%	6	27%	6	27%	22
Under 11	11	11	69%	5	31%	1	6%	12
Under 12	15	9	82%	2	18%	6	55%	16
Under 13	13	11	73%	4	27%	2	13%	14
Under 14	2	6	46%	7	54%	2	15%	8
Transitioned From JA		0	0%					

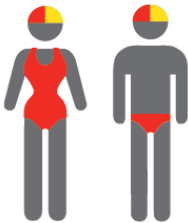
MEMBERSHIP RETENTION

2021/22



--%

TOTAL MEMBERSHIP
RETENTION



--%

ACTIVE MEMBERSHIP
RETENTION



--%

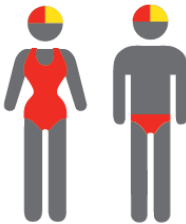
JUNIOR MEMBERSHIP
RETENTION

2022/23




100%

TOTAL MEMBERSHIP
RETENTION



100%

ACTIVE MEMBERSHIP
RETENTION



100%

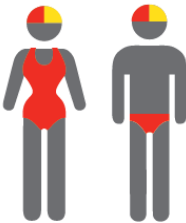
JUNIOR MEMBERSHIP
RETENTION

2023/24



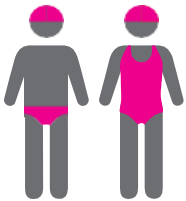
67%

TOTAL MEMBERSHIP
RETENTION



75%

ACTIVE MEMBERSHIP
RETENTION



66%

JUNIOR MEMBERSHIP
RETENTION