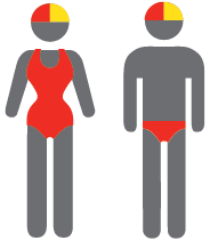


NORTH BURLEIGH

MEMBERSHIP STATISTICS REPORT EOS 2023/24



202
ACTIVE
MEMBERSHIP



1062
TOTAL
MEMBERSHIP



427
JUNIOR
MEMBERSHIP

Vs. 2023/24 Mid-Season (JAN 2024)



3% Increase



3% Increase



1% Increase

Vs. 2022/23 EOS (MAY 2023)



Equal



5% Increase



6% Increase

Note:
Numbers in this report are generated directly from Surfguard;
Active members are taken from the following demographics 13-15 Cadets, 15-18 Youth, Active 18+, Award and Active Reserve members.

TOTAL MEMBERSHIP

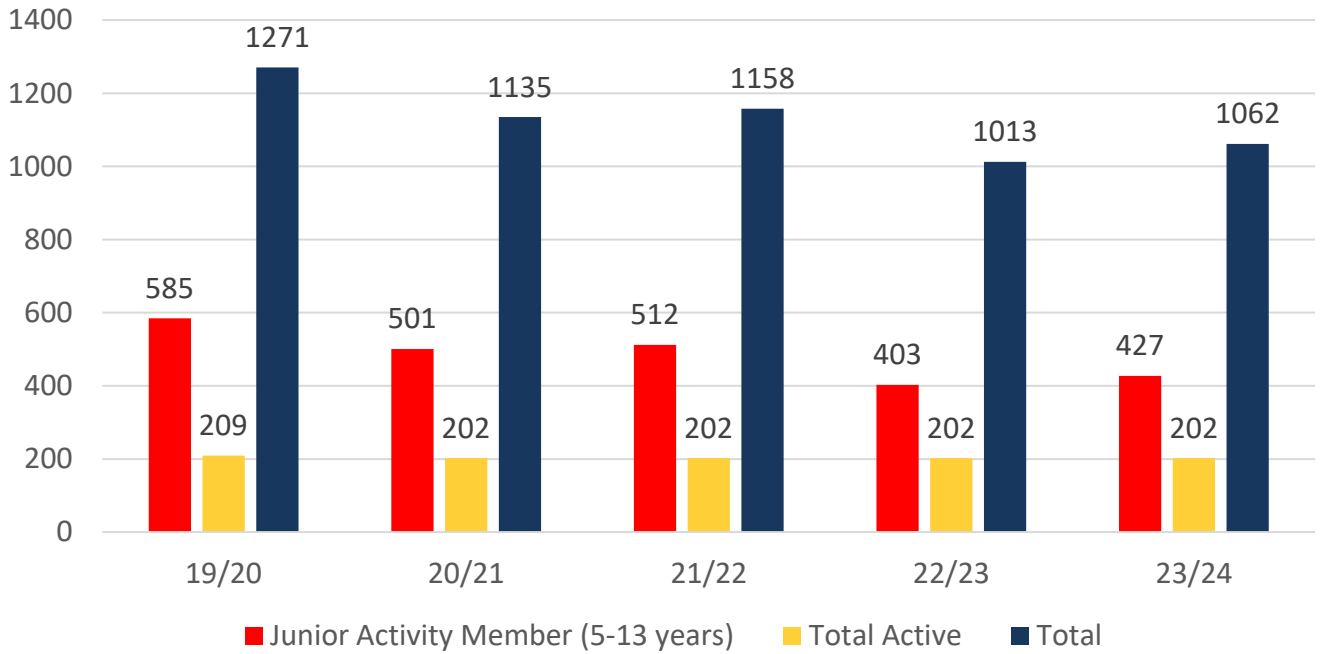
MEMBERSHIP 2019-2024

	19/20	20/21	21/22	22/23	23/24
	Total	Total	Total	Total	Total
Probationary	11	15	5	10	8
Junior Activity Member (5-13 years)	585	501	512	403	427
Cadet Member (13-15 years)	6	19	31	40	59
Active Junior (15-18 years)	18	18	23	27	22
Active Senior (18years and over)	128	114	99	94	91
Award Member	57	49	45	38	29
Reserve Active	0	2	4	3	1
Long Service	87	76	72	72	71
Past Active	0	0	1	0	0
Associate	350	317	335	278	318
Life Member	21	21	17	19	18
General	0	0	1	0	1
Honorary	7	3	13	29	4
Non Member Participants	0	0	0	0	0
Leave / Restricted	1	0	0	0	13
Total Active	209	202	202	202	202
Total	1271	1135	1158	1013	1062

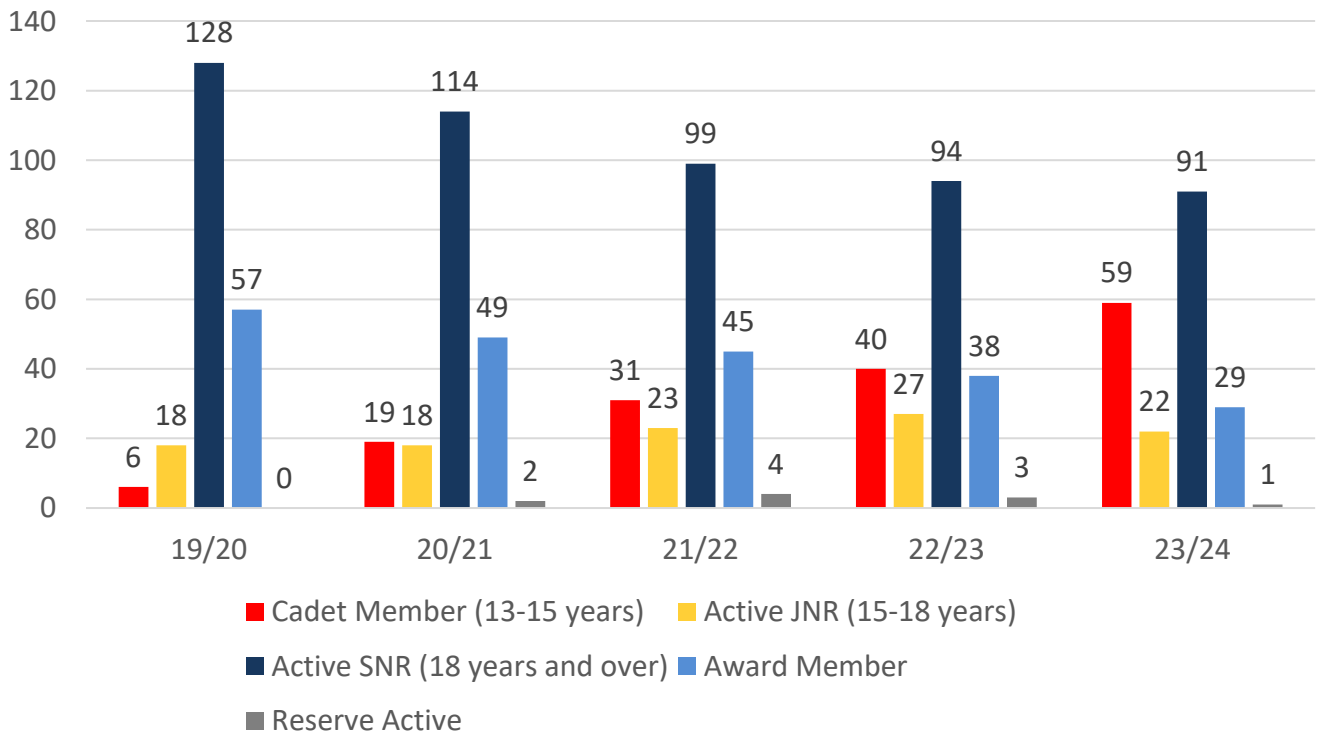
	19/20	20/21	21/22	22/23	23/24
	Total	Total	Total	Total	Total
Under 6	85	87	73	55	69
Under 7	113	89	85	67	81
Under 8	80	86	78	57	63
Under 9	72	53	76	54	50
Under 10	74	53	54	53	51
Under 11	53	50	47	45	44
Under 12	49	34	43	38	38
Under 13	36	27	30	34	28
Under 14	22	22	29	30	26
Junior Activities Total	584	501	515	433	450

5 YEAR TREND ANALYSIS

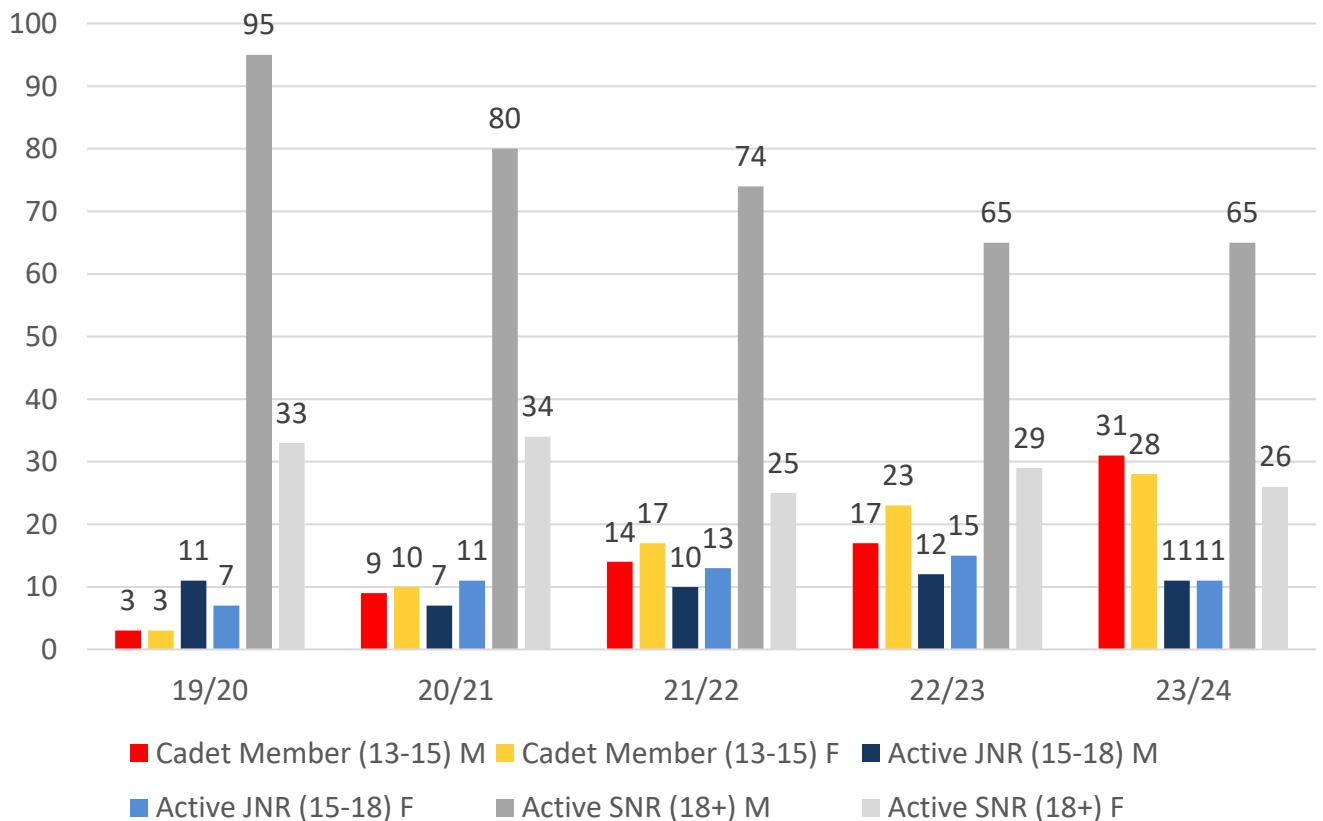
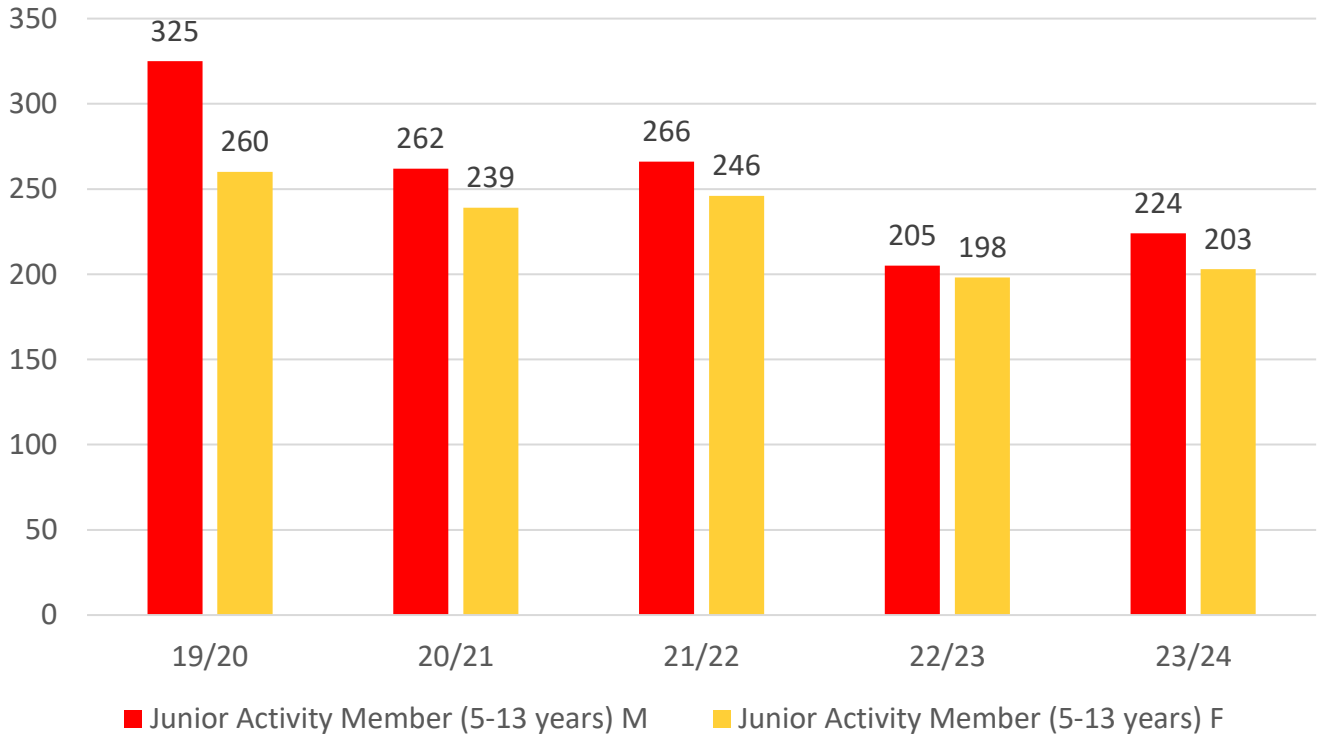
Total Membership



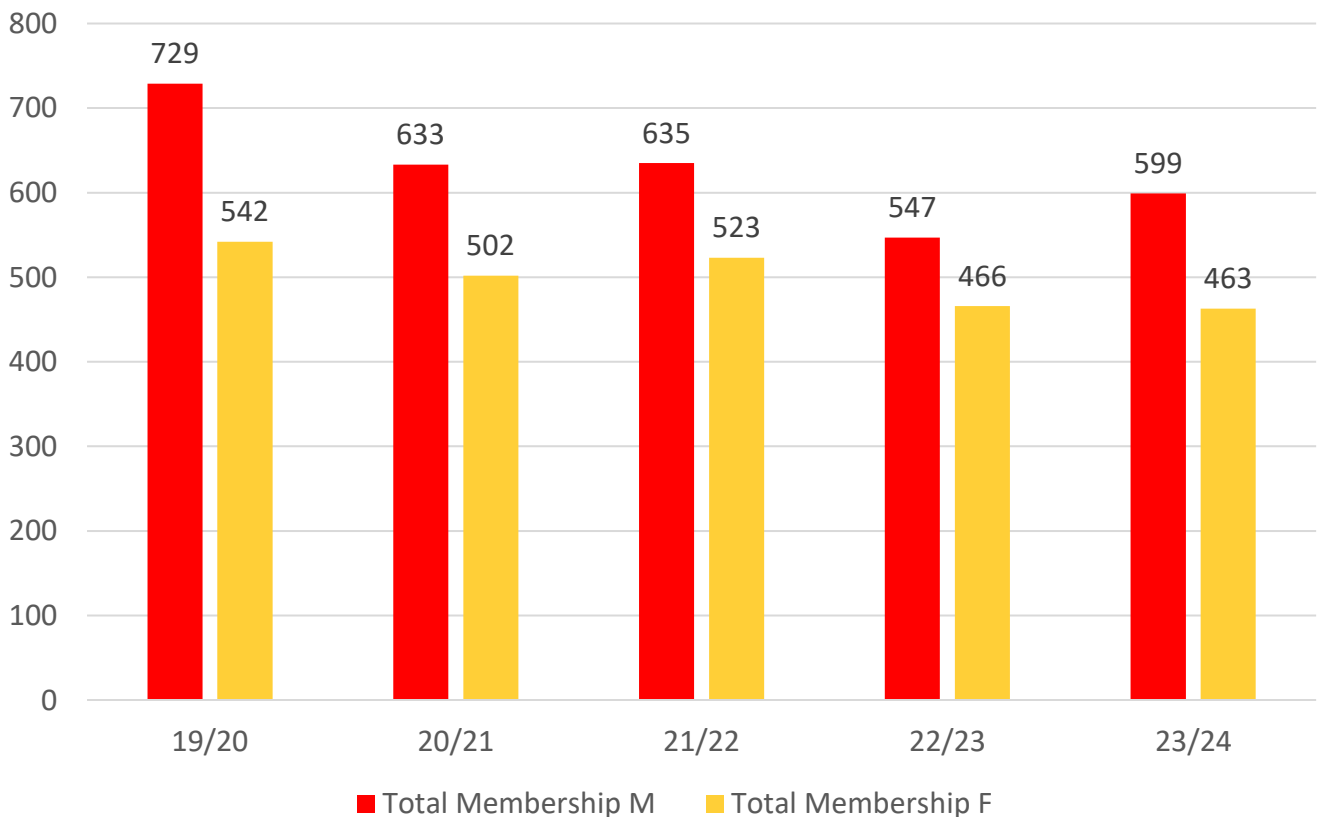
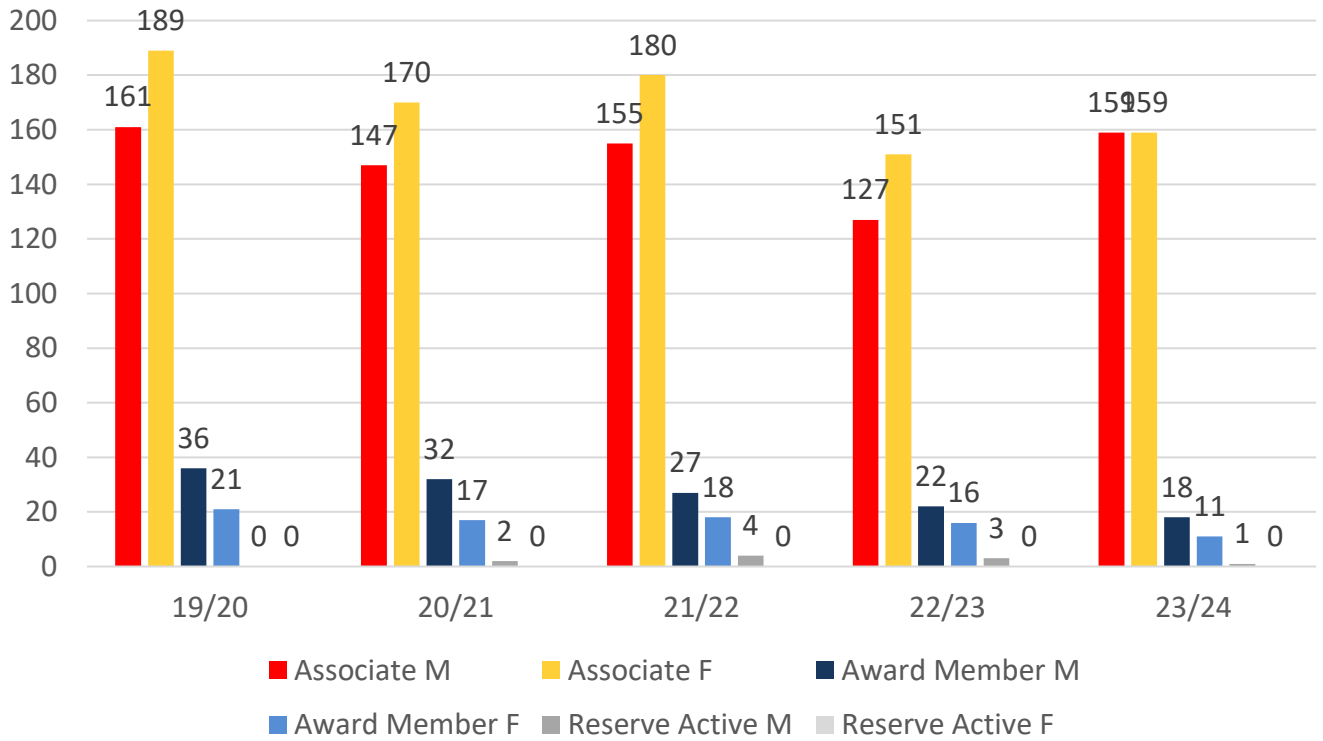
Active Membership



5 YEAR GENDER COMPARISON



5 YEAR GENDER COMPARISON



MEMBERSHIP RETENTION



359

BRAND NEW MEMBERS



67%

MEMBERSHIP RETENTION



307

MEMBERS LOST FROM THE ORGANISATION

NORTH BURLEIGH 2023/24														
	2022/23 Membership	Retained from previous season		Transfers between Club Categories	Transferred out of the club		Left the organisation		Brand new members		Transfers In from other clubs		2023/24 Membership	
		No.	%		No.	%	No.	%	No.	%	No.	%	No.	%
Probationary	10	7	70%	7	0	0%	3	30%	8	80%	0	0%	8	-20%
Junior Activities	403	262	65%	18	8	2%	133	33%	179	44%	4	1%	427	6%
Cadet Member (13-15 years)	40	35	88%		1	3%	4	10%	5	13%	2	5%	59	48%
Active (15-18 yrs)	27	17	63%		0	0%	10	37%	0	0%	3	11%	22	-19%
Active (18yrs and over)	94	69	73%		4	4%	21	22%	11	12%	4	4%	91	-3%
Award Member	38	30	79%	2	1	3%	7	18%	1	3%	0	0%	29	-24%
Reserve Active	3	2	67%	1	0	0%	1	33%	0	0%	0	0%	1	-67%
Long Service	72	65	90%		2	3%	5	7%	3	4%	3	4%	71	-1%
Past Active	0	0			0		0		0		0		0	
Associate	278	163	59%		7	3%	108	39%	151	54%	4	1%	318	14%
Life Member	19	17	89%		0	0%	2	11%	1	5%	0	0%	18	-5%
General	0	0			0		0		0		0		1	
Honorary	29	16	55%	12	0	0%	13	45%	0	0%	0	0%	4	-86%
Non Member Participant	0	0			0		0		0		0		0	
Leave / Restricted	0	0			0		0		0		0		13	
Total Active	202	153	76%		6	3%	43	21%	17	8%	9		202	0%
Total	1013	683	67%		23	2%	307	30%	359	35%	20		1062	5%

** Total Active = Cadet Member (13-15 years), Active (15-18), Active (18yrs and over), Award Member, Reserve Active

MEMBERSHIP RETENTION

NORTH BURLEIGH 2023/24								
Active Members	2022/23	Retained		Left SLS		Recruited		2023/24
	No.	No.	%	No.	%	No.	%	No.
13-15 Years	45	39	87%	5	11%	5	11%	54
16-18 Years	23	14	61%	9	39%	0	0%	26
19-25 Years	10	4	40%	5	50%	3	30%	9
26-35 Years	15	13	87%	1	7%	3	20%	14
36-50 Years	75	58	77%	14	19%	5	7%	67
51-70 Years	31	22	71%	9	29%	1	3%	29
70+ Years	3	3	100%	0	0%	0	0%	3
Total	202	153	76%	43	21%	17	8%	202

NORTH BURLEIGH 2023/24								
Age Group	2022/23	Retained		Left SLS		Recruited		2023/24
Under 6	55					68		69
Under 7	66	39	71%	14	25%	41	75%	80
Under 8	57	38	58%	26	39%	23	35%	62
Under 9	54	36	63%	20	35%	13	23%	50
Under 10	52	33	61%	19	35%	18	33%	51
Under 11	43	36	69%	16	31%	7	13%	43
Under 12	37	31	72%	12	28%	5	12%	38
Under 13	33	24	65%	12	32%	2	5%	27
Under 14	7	21	64%	11	33%	2	6%	7
Transitioned From JA		4	57%					

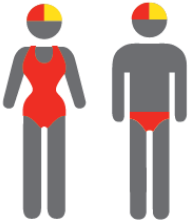
MEMBERSHIP RETENTION

2021/22



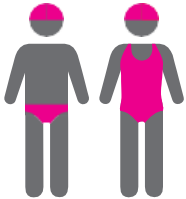
65%

TOTAL MEMBERSHIP
RETENTION



70%

ACTIVE MEMBERSHIP
RETENTION



64%


JUNIOR MEMBERSHIP
RETENTION

2022/23



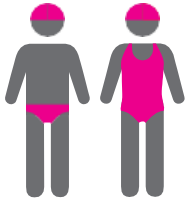
59%

TOTAL MEMBERSHIP
RETENTION



72%

ACTIVE MEMBERSHIP
RETENTION



55%


JUNIOR MEMBERSHIP
RETENTION

2023/24



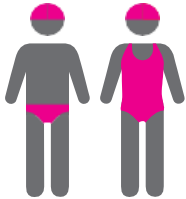
67%

TOTAL MEMBERSHIP
RETENTION



76%

ACTIVE MEMBERSHIP
RETENTION



65%

JUNIOR MEMBERSHIP
RETENTION