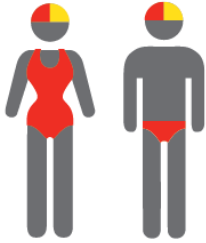


NORTH BARRIER BRANCH

MEMBERSHIP STATISTICS REPORT EOS 2023/24



408
ACTIVE
MEMBERSHIP



1586
TOTAL
MEMBERSHIP



574
JUNIOR
MEMBERSHIP

Vs. 2023/24 Mid-Season (JAN 2024)



Equal



2% Increase



2% Increase

Vs. 2022/23 EOS (MAY 2023)



17% Decrease



Equal



3% Increase

Note:
Numbers in this report are generated directly from Surfguard;
Active members are taken from the following demographics 13-15 Cadets, 15-18 Youth, Active 18+, Award and Active Reserve members.

TOTAL MEMBERSHIP

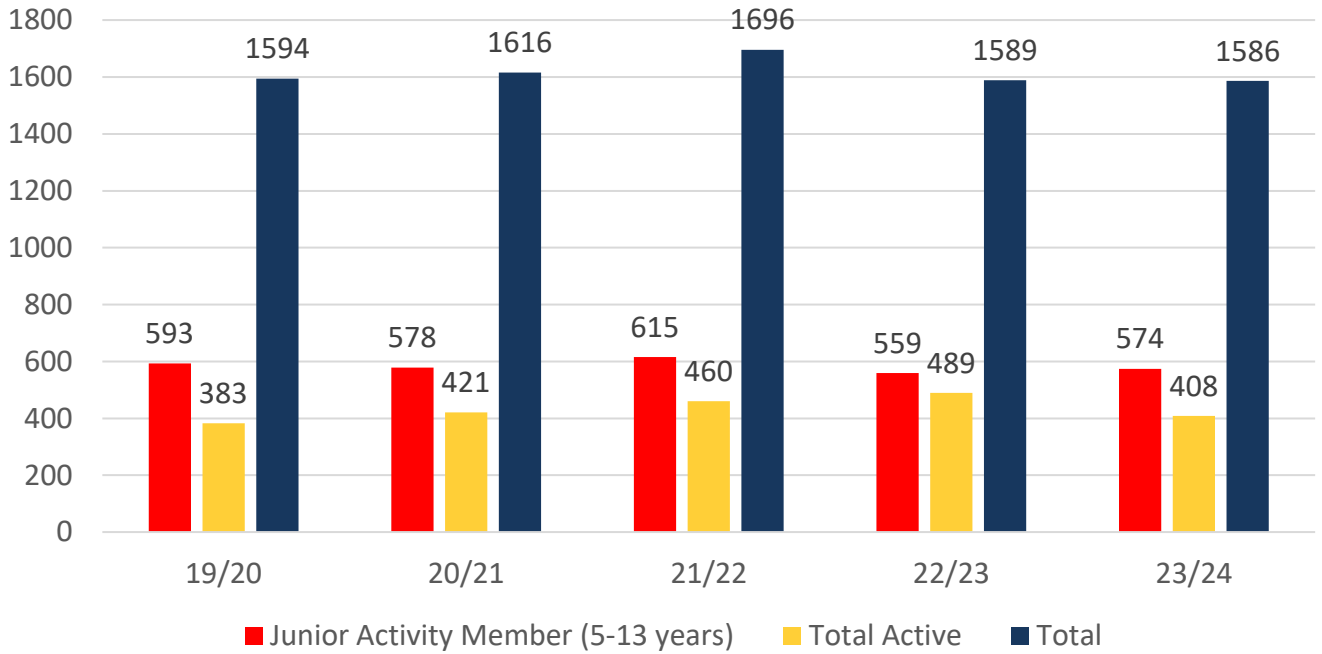
MEMBERSHIP 2019-2024

	19/20	20/21	21/22	22/23	23/24
	Total	Total	Total	Total	Total
Probationary	69	117	101	38	94
Junior Activity Member (5-13 years)	593	578	615	559	574
Cadet Member (13-15 years)	60	67	67	78	58
Active Junior (15-18 years)	65	71	89	104	78
Active Senior (18years and over)	249	271	287	279	255
Award Member	6	8	11	23	13
Reserve Active	3	4	6	5	4
Long Service	19	18	18	16	18
Past Active	4	3	3	2	11
Associate	409	360	376	371	317
Life Member	103	103	100	98	103
General	0	1	8	5	18
Honorary	13	15	13	11	11
Non Member Participants	1	0	1	0	0
Leave / Restricted	0	0	1	0	32
Total Active	383	421	460	489	408
Total	1594	1616	1696	1589	1586

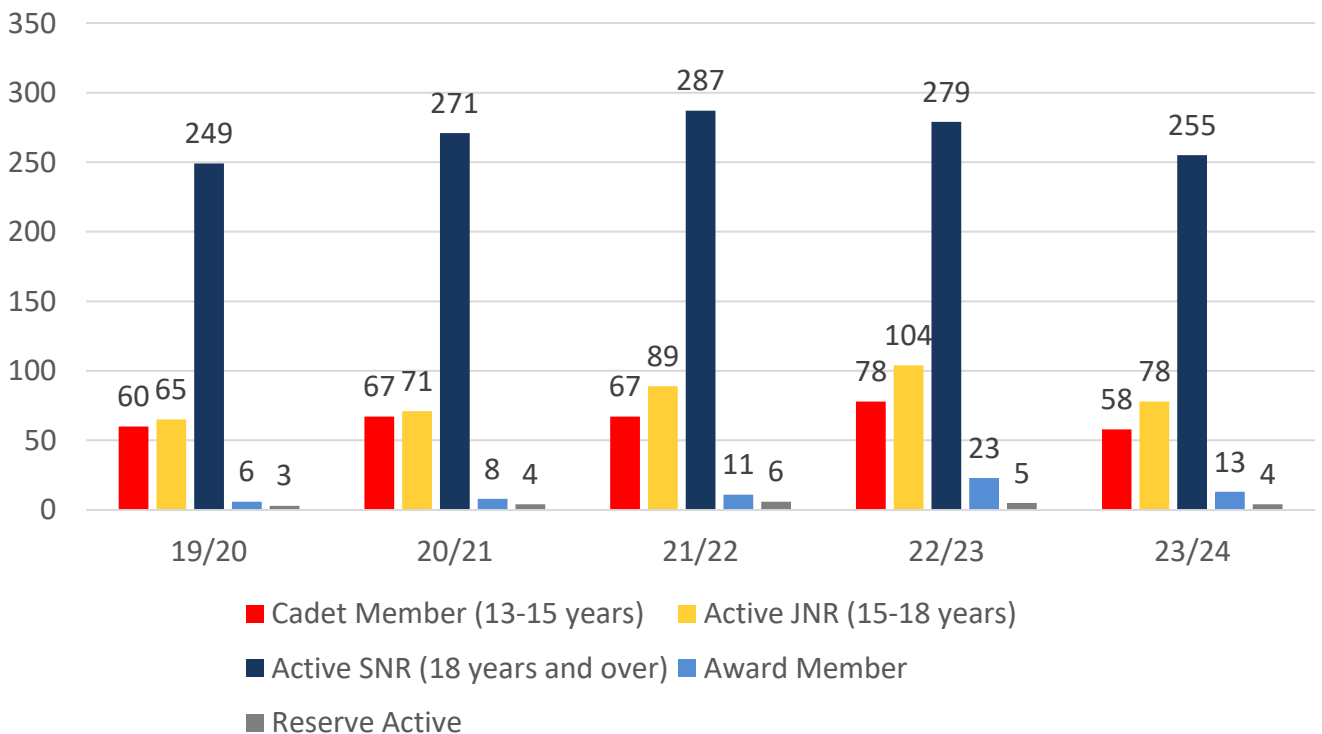
	19/20	20/21	21/22	22/23	23/24
	Total	Total	Total	Total	Total
Under 6	79	69	62	75	61
Under 7	80	82	86	72	78
Under 8	74	78	89	77	75
Under 9	91	85	86	72	78
Under 10	75	72	95	62	65
Under 11	68	62	71	70	64
Under 12	56	56	72	61	58
Under 13	36	44	45	59	66
Under 14	34	30	37	48	59
Junior Activities Total	593	578	643	596	604

5 YEAR TREND ANALYSIS

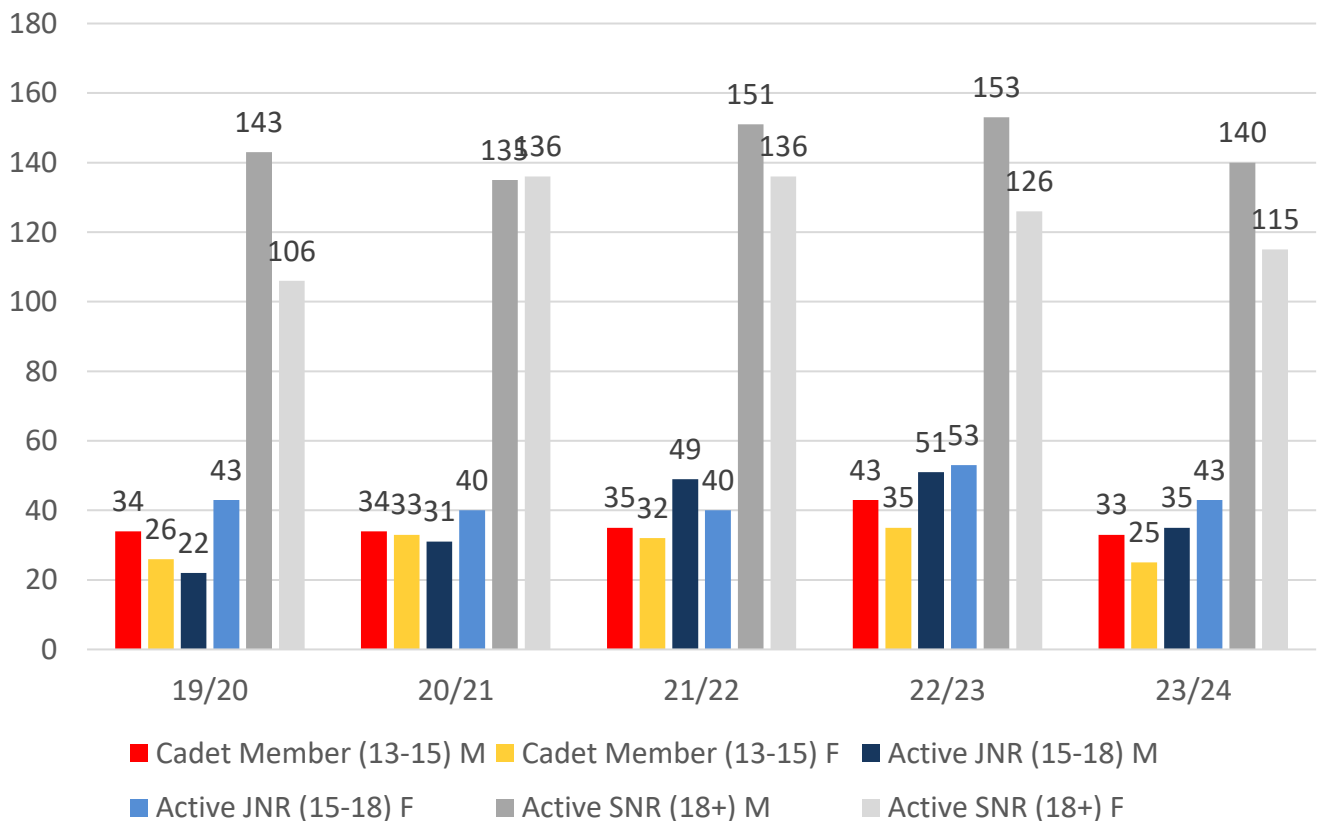
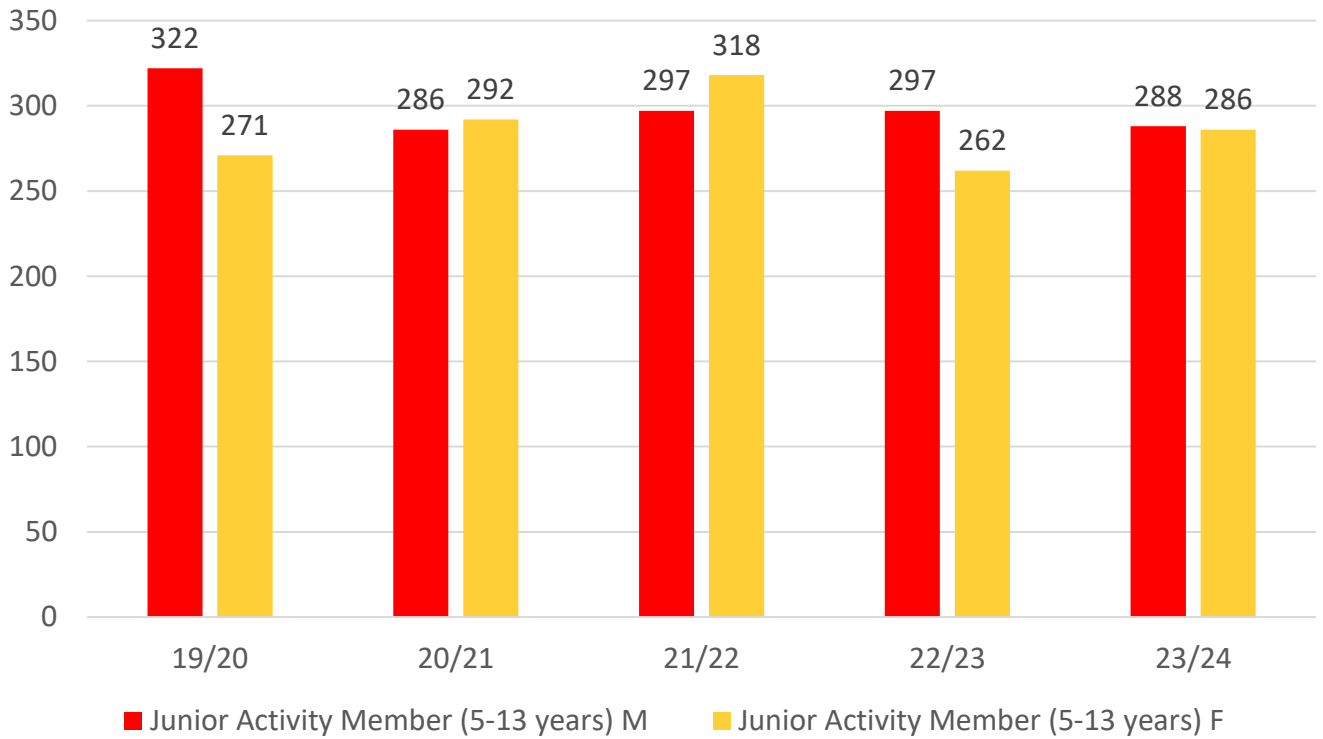
Total Membership



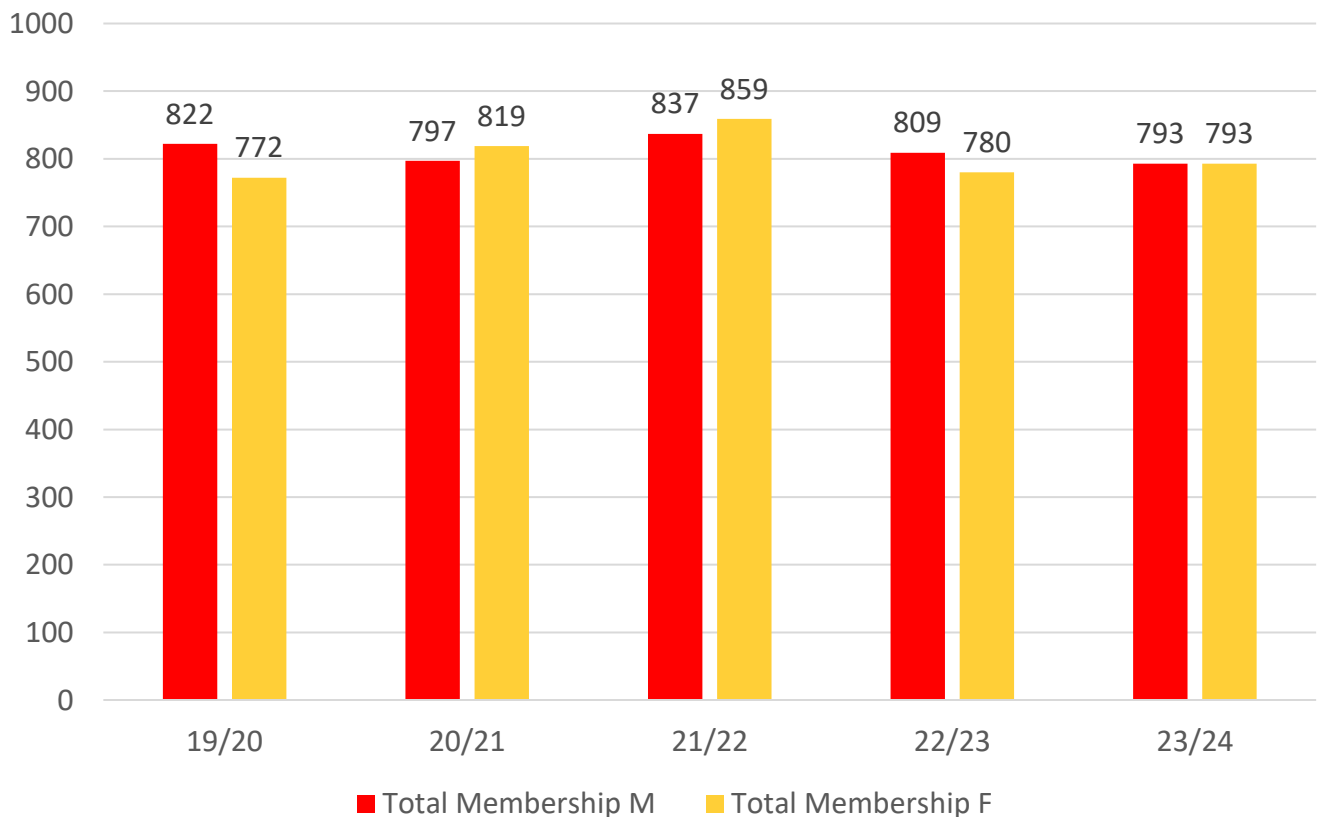
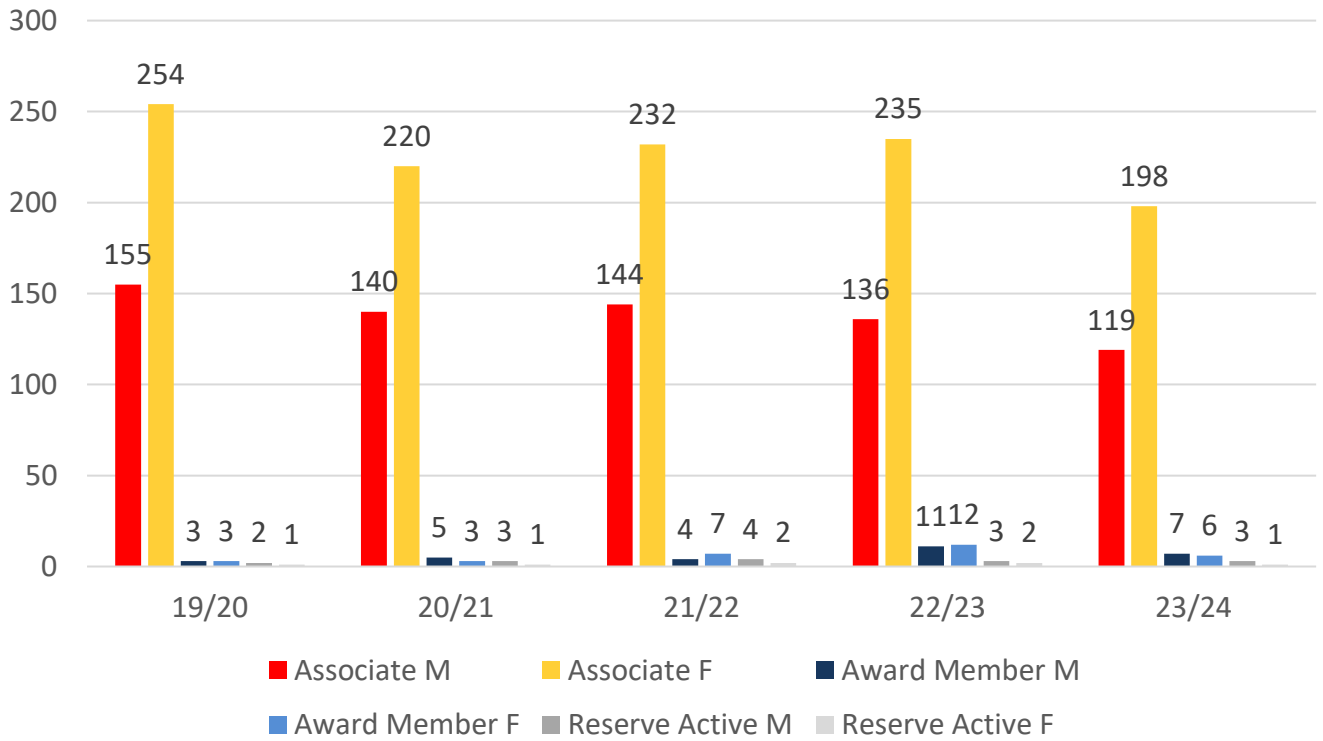
Active Membership



5 YEAR GENDER COMPARISON



5 YEAR GENDER COMPARISON



MEMBERSHIP RETENTION



430

BRAND NEW MEMBERS



73%

MEMBERSHIP RETENTION



423

MEMBERS LOST FROM THE ORGANISATION

NORTH BARRIER BRANCH 2023/24

	2022/23 Membership	Retained from previous season		Transfers between Club Categories	Transferred out of the club		Left the organisation		Brand new members		Transfers In from other clubs		2023/24 Membership	
		No.	%		No.	%	No.	%	No.	%	No.	%	No.	%
Probationary	38	25	66%	10	0	0%	13	34%	79	208%	0	0%	94	147%
Junior Activities	559	378	68%	12	3	1%	178	32%	208	37%	0	0%	574	3%
Cadet Member (13-15 years)	78	65	83%	12	0	0%	13	17%	5	6%	0	0%	58	-26%
Active (15-18 yrs)	104	74	71%		0	0%	30	29%	4	4%	0	0%	78	-25%
Active (18yrs and over)	279	234	84%		6	2%	39	14%	18	6%	3	1%	255	-9%
Award Member	23	20	87%	9	0	0%	3	13%	2	9%	0	0%	13	-43%
Reserve Active	5	4	80%	1	0	0%	1	20%	1	20%	0	0%	4	-20%
Long Service	16	14	88%		0	0%	2	13%	1	6%	1	6%	18	13%
Past Active	2	2	100%		0	0%	0	0%	1	50%	0	0%	11	450%
Associate	371	229	62%	10	3	1%	139	37%	98	26%	0	0%	317	-15%
Life Member	98	94	96%		0	0%	4	4%	7	7%	0	0%	103	5%
General	5	5	100%		0	0%	0	0%	2	40%	0	0%	18	260%
Honorary	11	10	91%		0	0%	1	9%	0	0%	0	0%	11	0%
Non Member Participant	0	0			0		0		0		0		0	
Leave / Restricted	0	0			0		0		4		0		32	
Total Active	489	397	81%		6	1%	86	18%	30	6%	3		408	-17%
Total	1589	1154	73%		12	1%	423	27%	430	27%	4		1586	0%

** Total Active = Cadet Member (13-15 years), Active (15-18), Active (18yrs and over), Award Member, Reserve Active

MEMBERSHIP RETENTION

NORTH BARRIER BRANCH 2023/24								
Active Members	2022/23	Retained		Left SLS		Recruited		2023/24
	No.	No.	%	No.	%	No.	%	No.
13-15 Years	85	71	84%	14	16%	6	7%	62
16-18 Years	98	69	70%	29	30%	3	3%	73
19-25 Years	36	22	61%	12	33%	2	6%	30
26-35 Years	35	28	80%	5	14%	7	20%	30
36-50 Years	163	145	89%	18	11%	9	6%	149
51-70 Years	71	61	86%	8	11%	3	4%	63
70+ Years	1	1	100%	0	0%	0	0%	1
Total	489	397	81%	86	18%	30	6%	408

NORTH BARRIER BRANCH 2023/24								
Age Group	2022/23	Retained		Left SLS		Recruited		2023/24
Under 6	75					55		55
Under 7	72	45	60%	30	40%	29	39%	74
Under 8	77	41	57%	30	42%	33	46%	74
Under 9	72	50	65%	27	35%	25	32%	75
Under 10	62	48	67%	24	33%	17	24%	64
Under 11	70	41	66%	20	32%	20	32%	62
Under 12	61	50	71%	19	27%	7	10%	57
Under 13	59	46	75%	15	25%	15	25%	62
Under 14	11	50	85%	9	15%	7	12%	51
Transitioned From JA		7	64%					

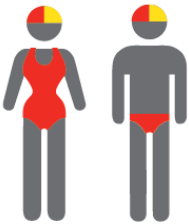
MEMBERSHIP RETENTION

2021/22




71%

TOTAL MEMBERSHIP
RETENTION



82%

ACTIVE MEMBERSHIP
RETENTION



70%


JUNIOR MEMBERSHIP
RETENTION

2022/23




68%

TOTAL MEMBERSHIP
RETENTION



78%

ACTIVE MEMBERSHIP
RETENTION



64%


JUNIOR MEMBERSHIP
RETENTION

2023/24




73%

TOTAL MEMBERSHIP
RETENTION



81%

ACTIVE MEMBERSHIP
RETENTION



68%

JUNIOR MEMBERSHIP
RETENTION