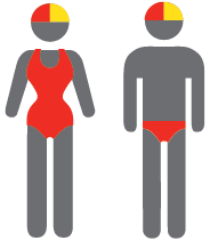


NOBBYS BEACH

MEMBERSHIP STATISTICS REPORT EOS 2023/24



145
ACTIVE
MEMBERSHIP



541
TOTAL
MEMBERSHIP



218
JUNIOR
MEMBERSHIP

Vs. 2023/24 Mid-Season (JAN 2024)



4% Increase



2% Increase



3% Increase

Vs. 2022/23 EOS (MAY 2023)



6% Decrease



2% Decrease



Equal

Note:
Numbers in this report are generated directly from Surfguard;
Active members are taken from the following demographics 13-15 Cadets, 15-18 Youth, Active 18+, Award and Active Reserve members.

TOTAL MEMBERSHIP

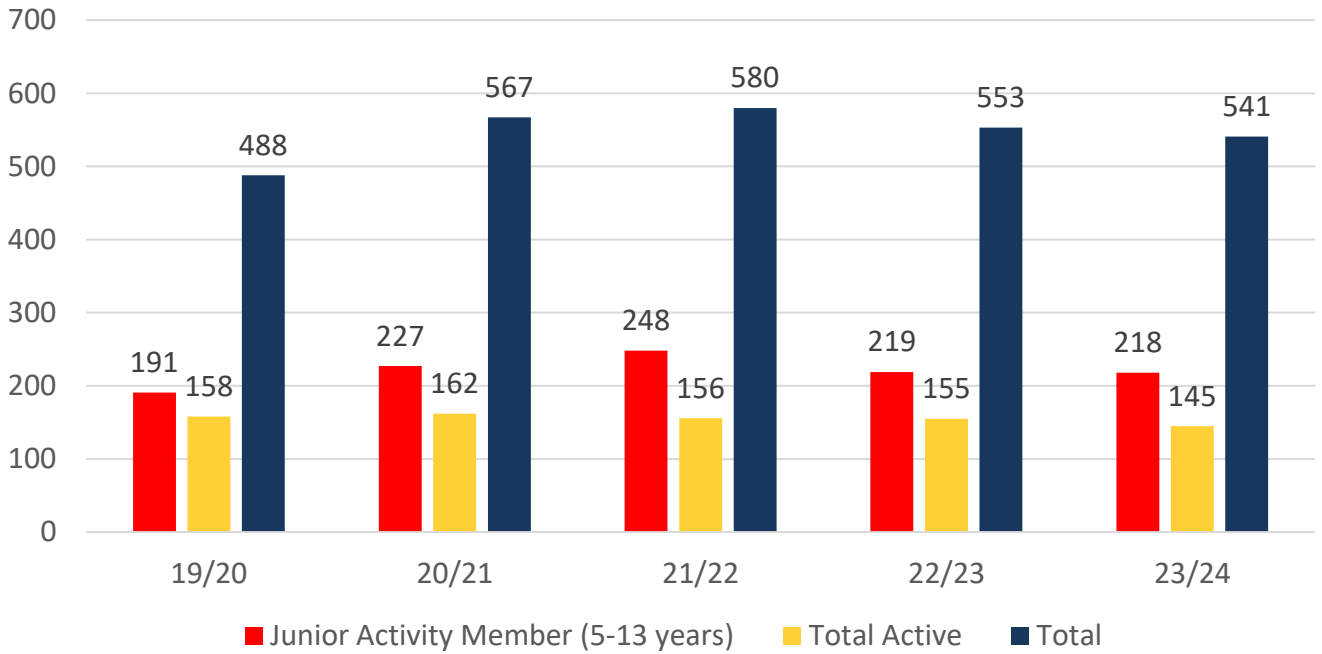
MEMBERSHIP 2019-2024

	19/20	20/21	21/22	22/23	23/24
	Total	Total	Total	Total	Total
Probationary	6	9	1	7	13
Junior Activity Member (5-13 years)	191	227	248	219	218
Cadet Member (13-15 years)	11	11	20	13	16
Active Junior (15-18 years)	22	24	21	22	19
Active Senior (18years and over)	123	126	114	120	109
Award Member	2	1	1	0	1
Reserve Active	0	0	0	0	0
Long Service	5	3	6	6	9
Past Active	0	0	0	0	1
Associate	109	149	152	146	138
Life Member	16	14	13	13	13
General	0	0	0	0	1
Honorary	2	2	2	1	1
Non Member Participants	1	0	0	0	0
Leave / Restricted	0	1	2	6	2
Total Active	158	162	156	155	145
Total	488	567	580	553	541

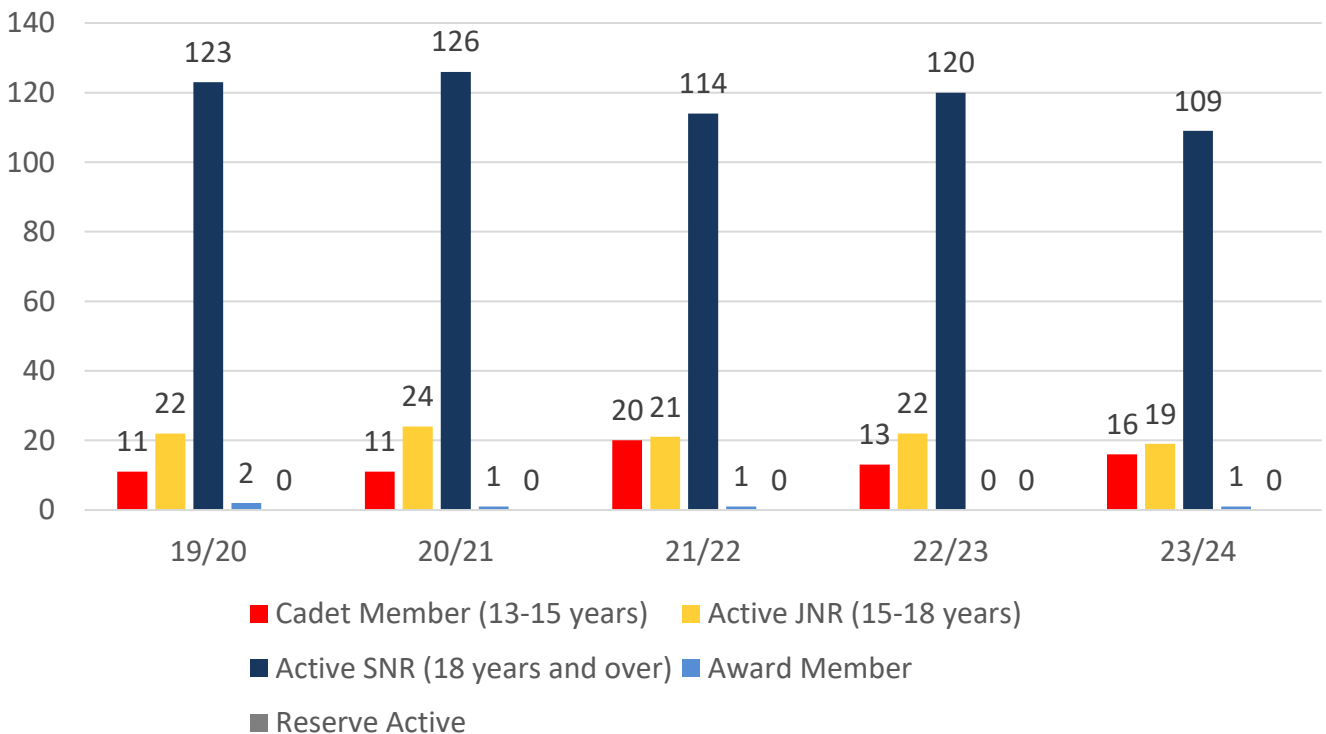
	19/20	20/21	21/22	22/23	23/24
	Total	Total	Total	Total	Total
Under 6	31	44	47	23	23
Under 7	31	44	44	39	32
Under 8	22	35	39	45	34
Under 9	26	31	29	32	36
Under 10	20	23	31	22	30
Under 11	20	14	24	21	24
Under 12	13	14	14	18	23
Under 13	18	11	13	12	12
Under 14	10	10	10	15	6
Junior Activities Total	191	226	251	227	220

5 YEAR TREND ANALYSIS

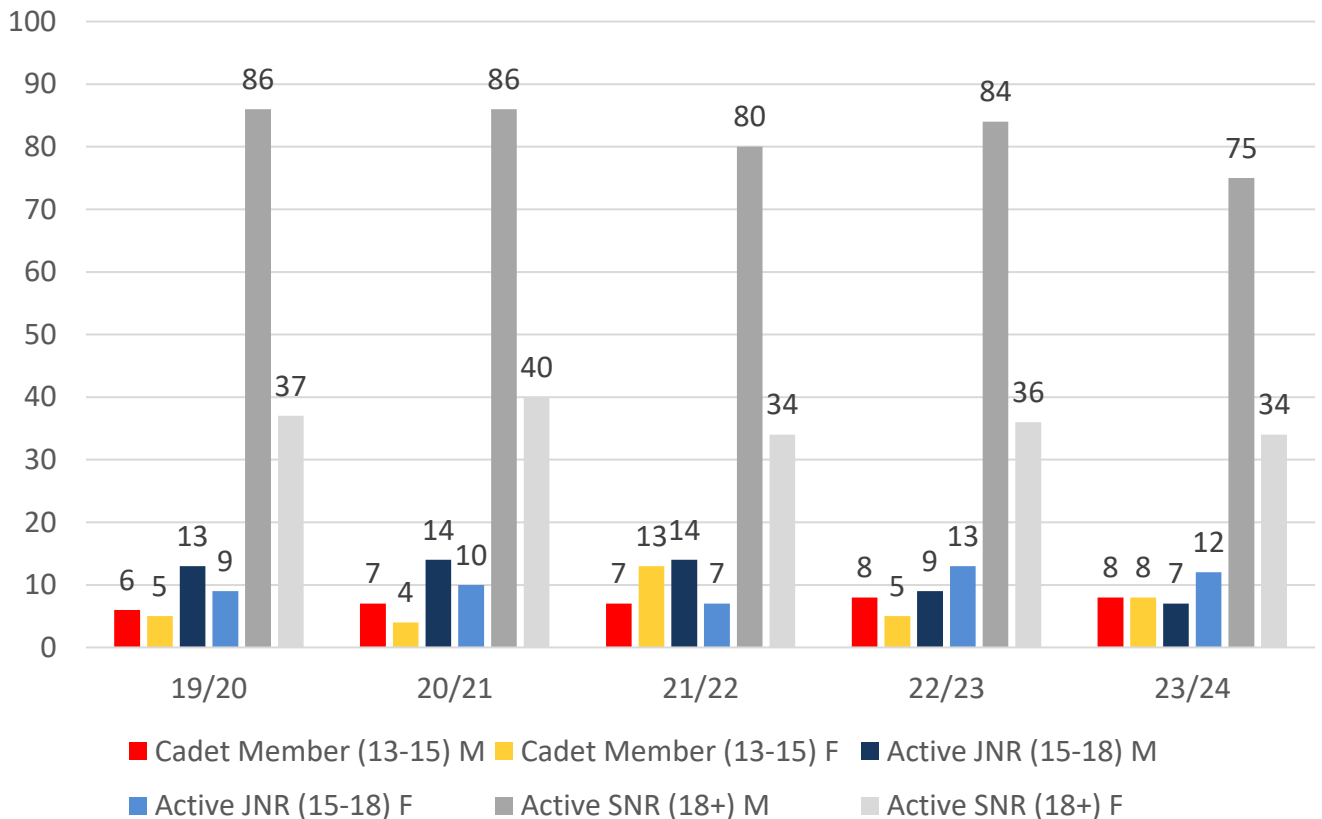
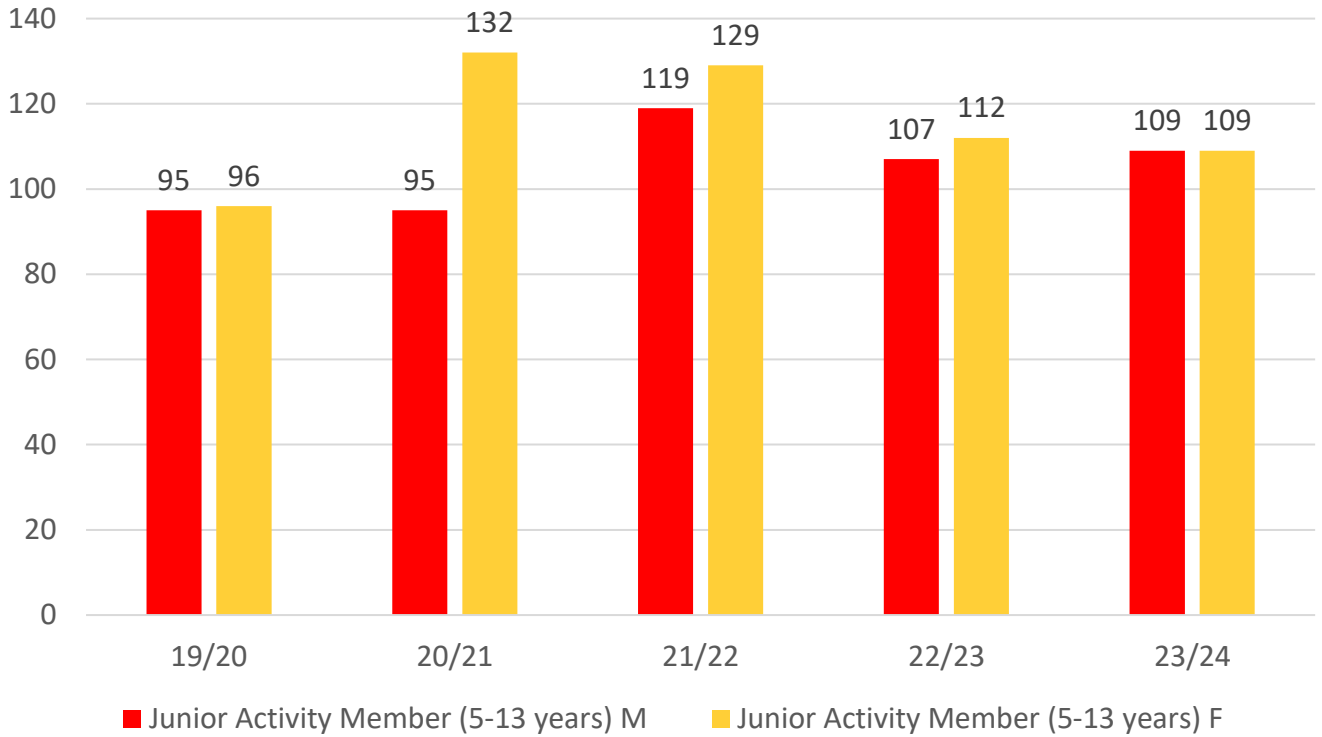
Total Membership



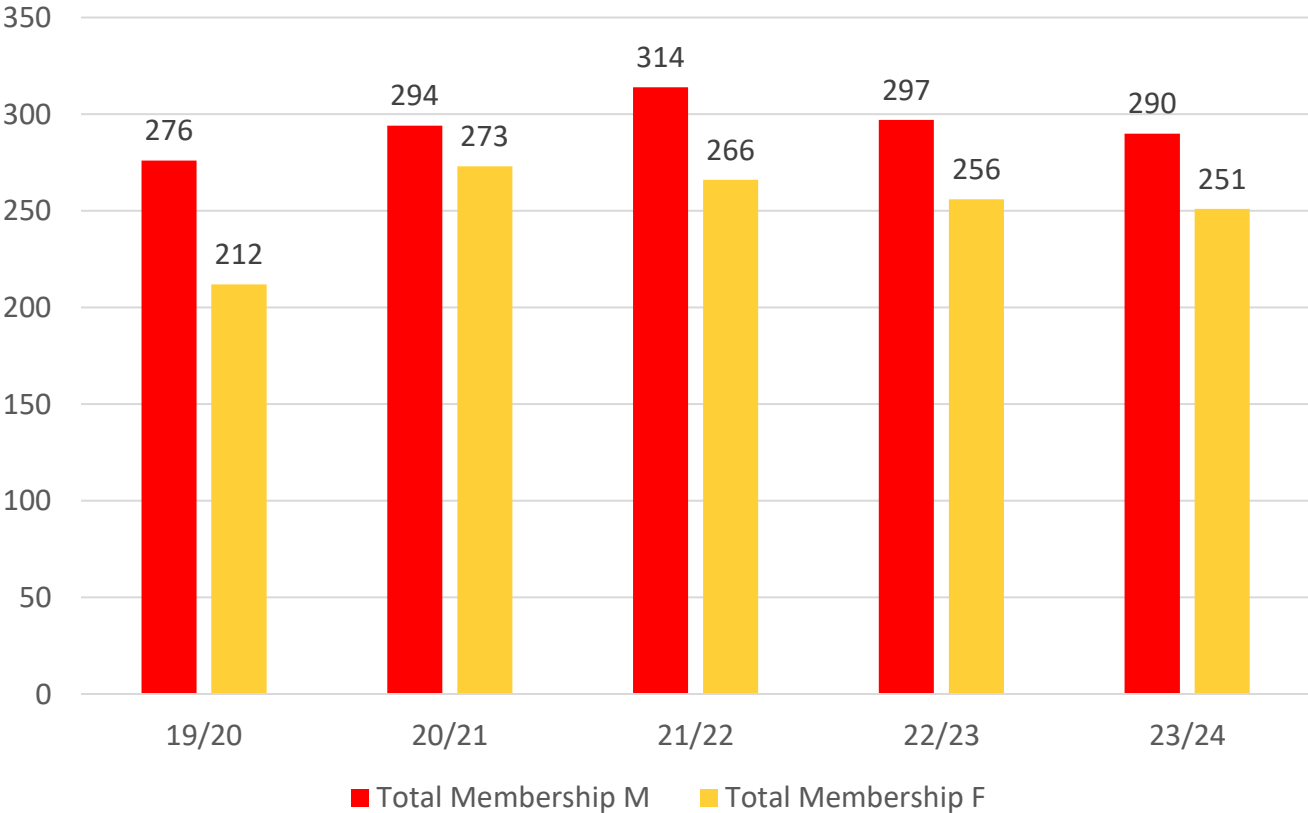
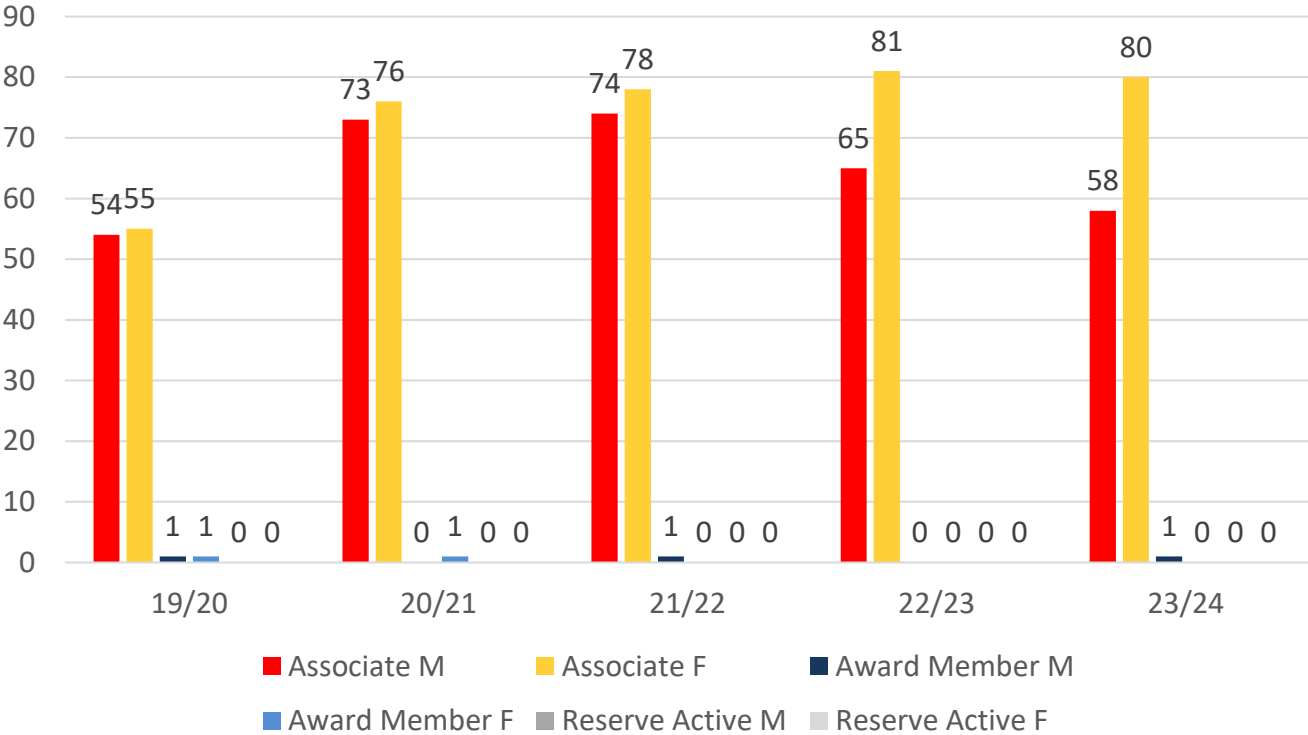
Active Membership



5 YEAR GENDER COMPARISON



5 YEAR GENDER COMPARISON



MEMBERSHIP RETENTION



156

BRAND NEW MEMBERS



68%

MEMBERSHIP RETENTION



166

MEMBERS LOST FROM THE ORGANISATION

NOBBYS BEACH 2023/24														
	2022/23 Membership	Retained from previous season		Transfers between Club Categories	Transferred out of the club		Left the organisation		Brand new members		Transfers In from other clubs		2023/24 Membership	
		No.	%		No.	%	No.	%	No.	%	No.	%	No.	%
Probationary	7	5	71%	4	0	0%	2	29%	12	171%	0	0%	13	86%
Junior Activities	219	141	64%	5	6	3%	72	33%	80	37%	2	1%	218	0%
Cadet Member (13-15 years)	13	11	85%		0	0%	2	15%	3	23%	0	0%	16	23%
Active (15-18 yrs)	22	16	73%		0	0%	6	27%	1	5%	0	0%	19	-14%
Active (18yrs and over)	120	96	80%		1	1%	23	19%	6	5%	2	2%	109	-9%
Award Member	0	0			0		0		0		0		1	
Reserve Active	0	0			0		0		0		0		0	
Long Service	6	6	100%		0	0%	0	0%	0	0%	2	33%	9	50%
Past Active	0	0			0		0		1		0		1	
Associate	146	84	58%		4	3%	58	40%	51	35%	3	2%	138	-5%
Life Member	13	12	92%		0	0%	1	8%	0	0%	0	0%	13	0%
General	0	0			0		0		1		0		1	
Honorary	1	1	100%		0	0%	0	0%	0	0%	0	0%	1	0%
Non Member Participant	0	0			0		0		0		0		0	
Leave / Restricted	6	4	67%	3	0	0%	2	33%	1	17%	0	0%	2	-67%
Total Active	155	123	79%		1	1%	31	20%	10	6%	2		145	-6%
Total	553	376	68%		11	2%	166	30%	156	28%	9		541	-2%

** Total Active = Cadet Member (13-15 years), Active (15-18), Active (18yrs and over), Award Member, Reserve Active

MEMBERSHIP RETENTION

NOBBYS BEACH 2023/24

Active Members	2022/23	Retained		Left SLS		Recruited		2023/24
	No.	No.	%	No.	%	No.	%	No.
13-15 Years	22	19	86%	3	14%	2	9%	15
16-18 Years	16	10	63%	6	38%	2	13%	18
19-25 Years	24	16	67%	7	29%	1	4%	20
26-35 Years	26	21	81%	5	19%	0	0%	23
36-50 Years	30	23	77%	7	23%	2	7%	31
51-70 Years	37	34	92%	3	8%	3	8%	38
70+ Years	0	0		0		0		0
Total	155	123	79%	31	20%	10	6%	145

NOBBYS BEACH 2023/24

Age Group	2022/23	Retained		Left SLS		Recruited		2023/24
Under 6	23					23		23
Under 7	39	14	61%	7	30%	15	65%	30
Under 8	45	29	74%	8	21%	5	13%	34
Under 9	32	28	62%	16	36%	8	18%	36
Under 10	22	19	59%	13	41%	11	34%	30
Under 11	21	15	68%	7	32%	9	41%	24
Under 12	18	16	76%	5	24%	6	29%	23
Under 13	12	12	67%	6	33%	0	0%	12
Under 14	7	3	25%	8	67%	2	17%	5
Transitioned From JA		5	71%					

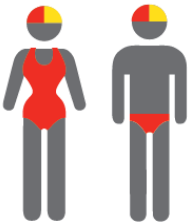
MEMBERSHIP RETENTION

2021/22



62%

TOTAL MEMBERSHIP
RETENTION



73%

ACTIVE MEMBERSHIP
RETENTION



59%

JUNIOR MEMBERSHIP
RETENTION

2022/23




64%

TOTAL MEMBERSHIP
RETENTION



84%

ACTIVE MEMBERSHIP
RETENTION



58%


JUNIOR MEMBERSHIP
RETENTION

2023/24




68%

TOTAL MEMBERSHIP
RETENTION



79%

ACTIVE MEMBERSHIP
RETENTION



64%

JUNIOR MEMBERSHIP
RETENTION