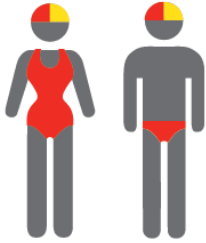


# MUDJIMBA

## MEMBERSHIP STATISTICS REPORT EOS 2023/24



**127**

ACTIVE  
MEMBERSHIP



**517**

TOTAL  
MEMBERSHIP



**226**

JUNIOR  
MEMBERSHIP

### Vs. 2023/24 Mid-Season (JAN 2024)



1% Decrease



Equal



Equal

### Vs. 2022/23 EOS (MAY 2023)



Equal



24% Increase



32% Increase

Note:  
Numbers in this report are generated directly from Surfguard;  
Active members are taken from the following demographics 13-15 Cadets, 15-18 Youth, Active 18+, Award and Active Reserve members.

# TOTAL MEMBERSHIP

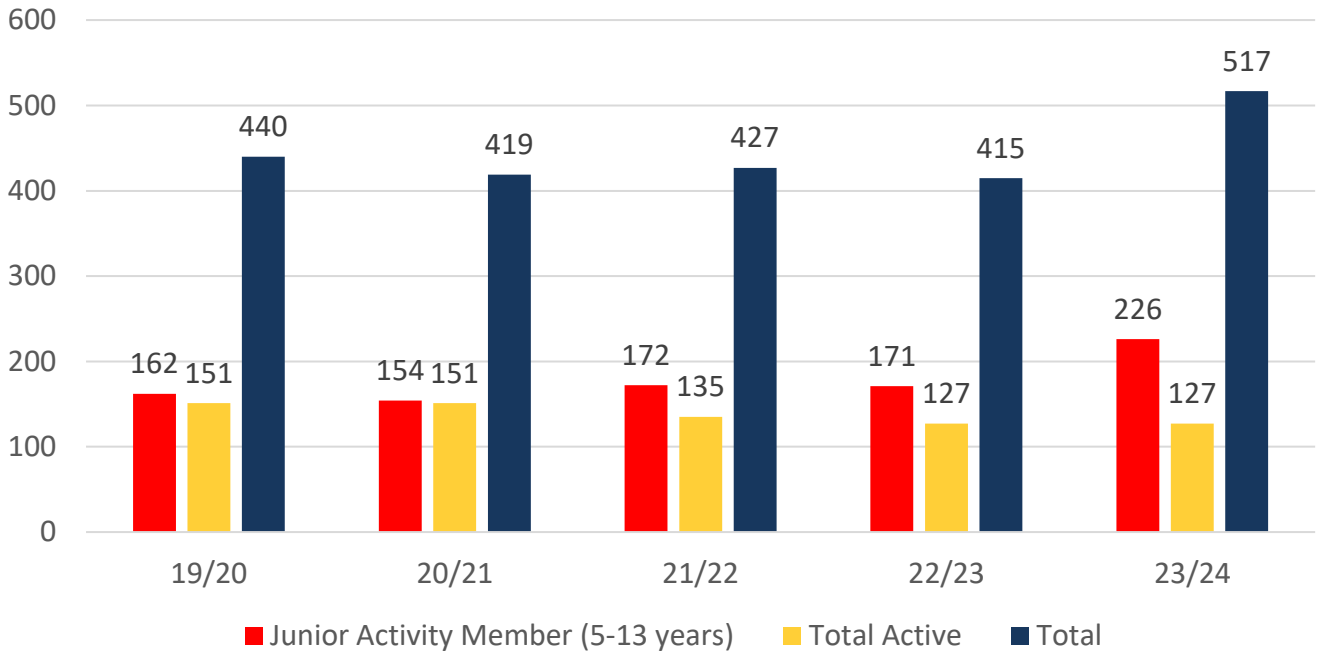
## MEMBERSHIP 2019-2024

	19/20	20/21	21/22	22/23	23/24
	Total	Total	Total	Total	Total
Probationary	6	46	49	0	25
Junior Activity Member (5-13 years)	162	154	172	171	226
Cadet Member (13-15 years)	28	39	19	17	24
Active Junior (15-18 years)	19	20	24	17	18
Active Senior (18years and over)	92	84	79	81	76
Award Member	12	8	13	12	9
Reserve Active	0	0	0	0	0
Long Service	5	5	6	6	5
Past Active	1	0	0	0	0
Associate	104	54	51	97	109
Life Member	9	8	12	12	12
General	0	0	1	0	2
Honorary	0	0	0	0	0
Non Member Participants	0	1	1	0	1
Leave / Restricted	2	0	0	2	10
Total Active	151	151	135	127	127
Total	440	419	427	415	517

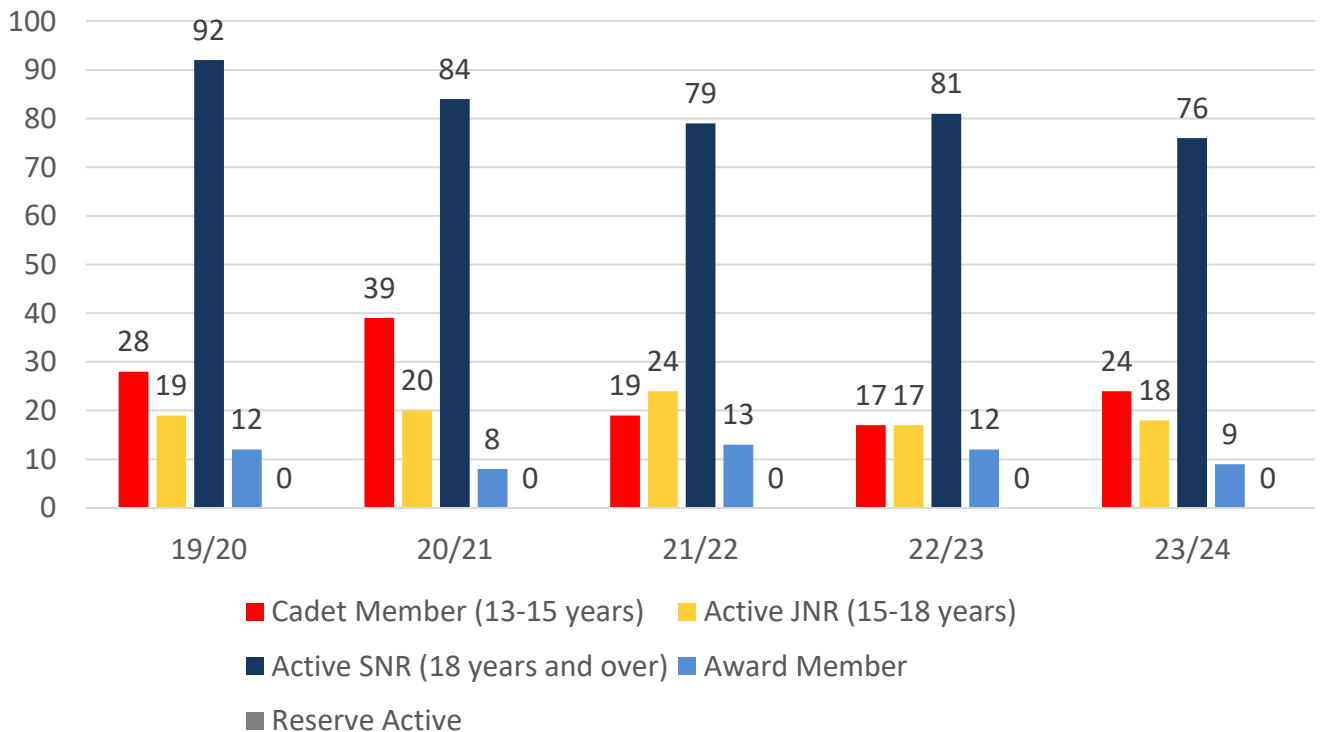
	19/20	20/21	21/22	22/23	23/24
	Total	Total	Total	Total	Total
Under 6	21	22	28	18	24
Under 7	16	27	27	37	42
Under 8	26	27	26	21	42
Under 9	15	21	25	27	26
Under 10	25	17	19	23	33
Under 11	19	12	18	11	27
Under 12	12	16	16	17	12
Under 13	16	11	13	10	15
Under 14	12	1	8	13	11
Junior Activities Total	162	154	180	177	232

# 5 YEAR TREND ANALYSIS

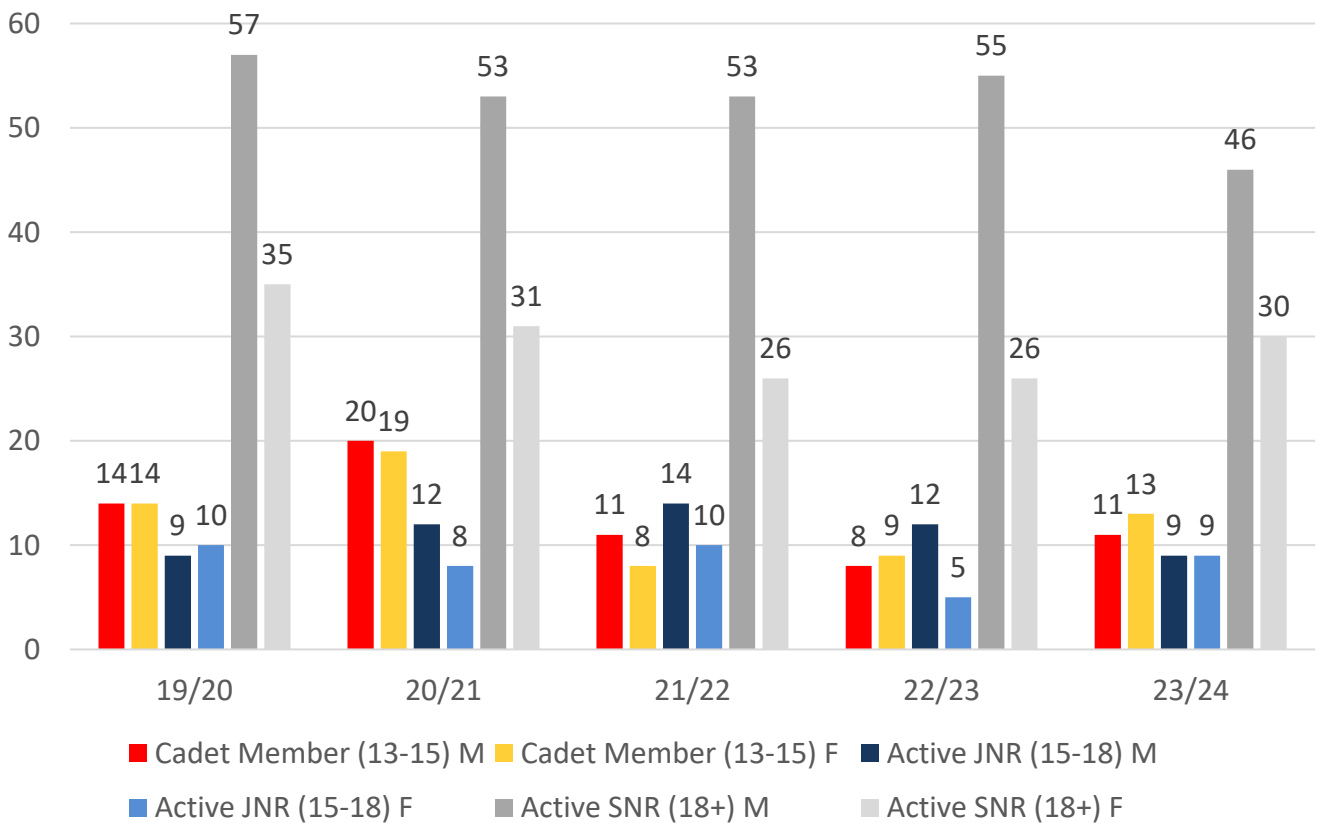
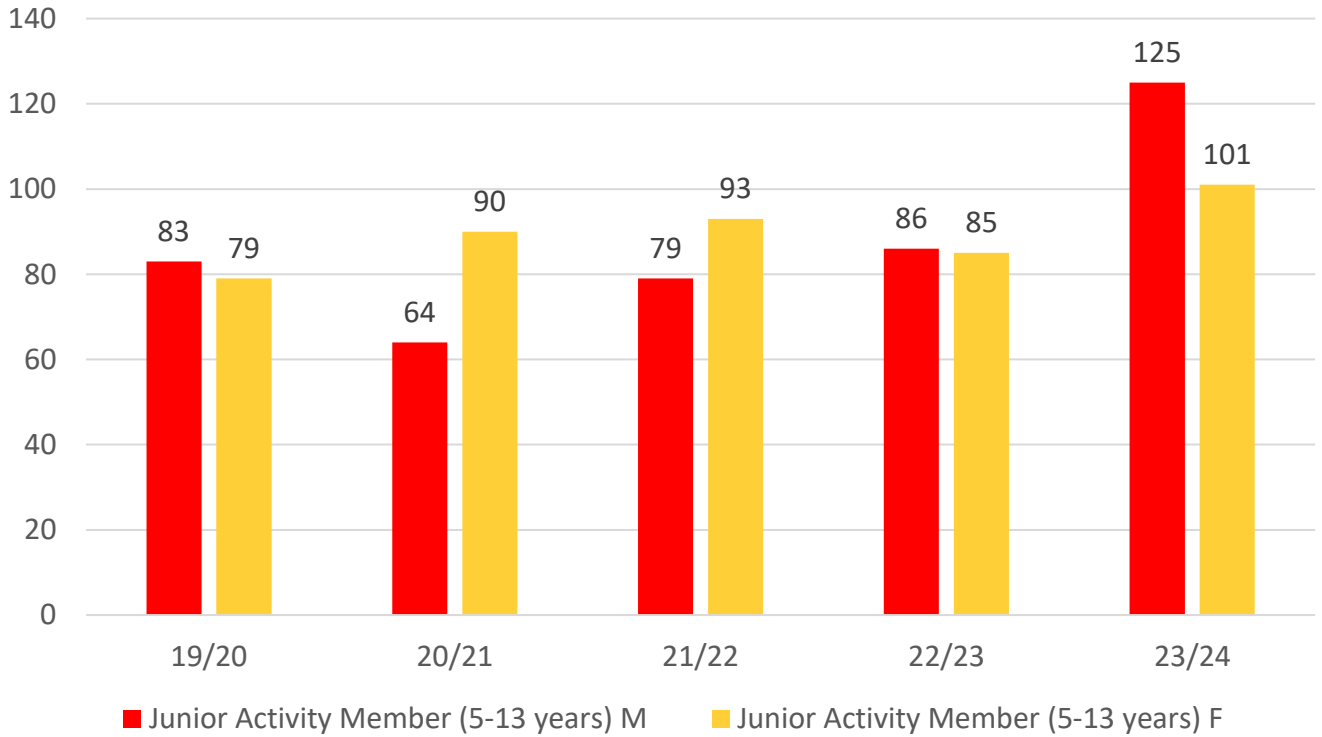
## Total Membership



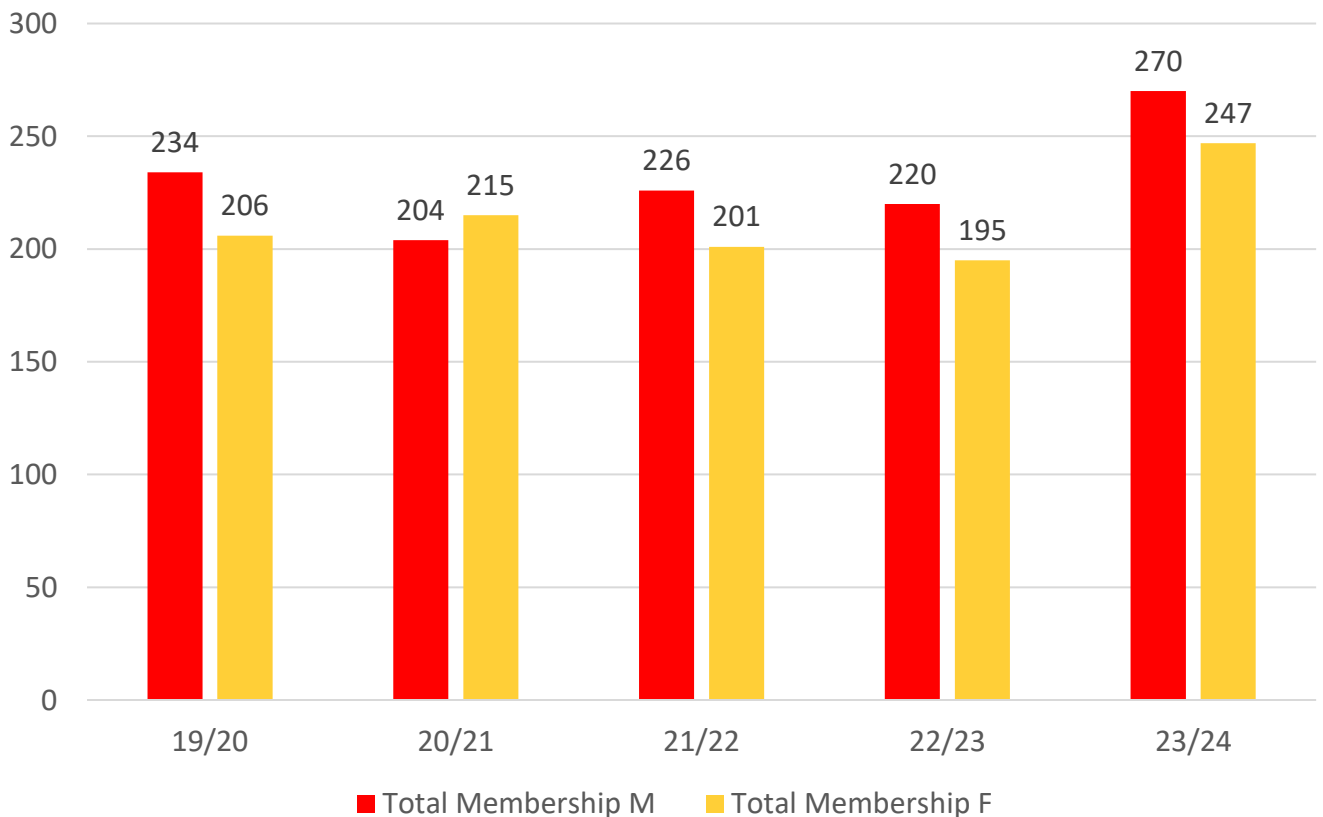
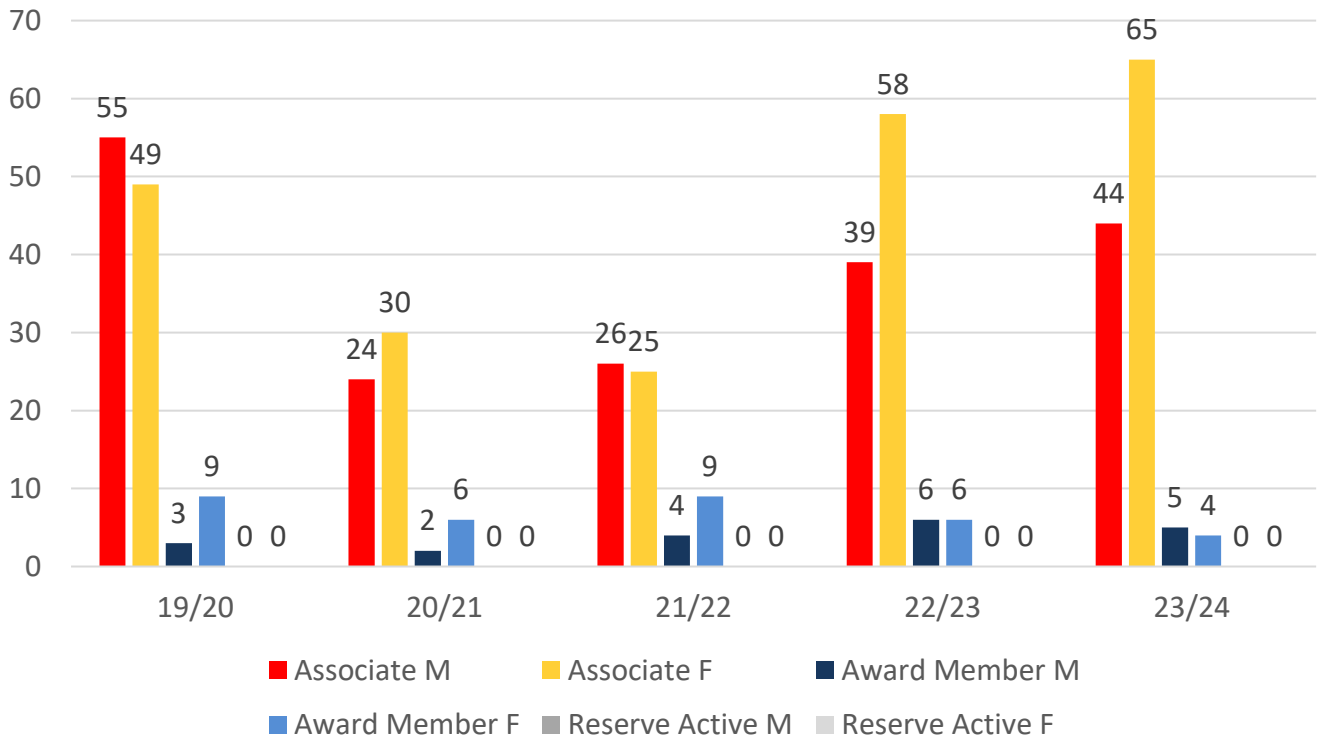
## Active Membership



# 5 YEAR GENDER COMPARISON



# 5 YEAR GENDER COMPARISON



# MEMBERSHIP RETENTION



**228**

**BRAND NEW MEMBERS**



**66%**

**MEMBERSHIP RETENTION**



**135**

**MEMBERS LOST FROM THE ORGANISATION**

## MUDJIMBA 2023/24

	2022/23 Membership	Retained from previous season		Transfers between Club Categories	Transferred out of the club		Left the organisation		Brand new members		Transfers In from other clubs		2023/24 Membership	
		No.	%		No.	%	No.	%	No.	%	No.	%	No.	%
Probationary	0	0			0		0		24		0		25	
Junior Activities	171	106	62%	11	2	1%	63	37%	125	73%	6	4%	226	32%
Cadet Member (13-15 years)	17	13	76%		0	0%	4	24%	3	18%	0	0%	24	41%
Active (15-18 yrs)	17	13	76%		0	0%	4	24%	3	18%	0	0%	18	6%
Active (18yrs and over)	81	64	79%		1	1%	16	20%	7	9%	1	1%	76	-6%
Award Member	12	8	67%	1	0	0%	4	33%	1	8%	1	8%	9	-25%
Reserve Active	0	0			0		0		0		0		0	
Long Service	6	6	100%	1	0	0%	0	0%	0	0%	0	0%	5	-17%
Past Active	0	0			0		0		0		0		0	
Associate	97	51	53%	6	3	3%	43	44%	60	62%	4	4%	109	12%
Life Member	12	12	100%		0	0%	0	0%	0	0%	0	0%	12	0%
General	0	0			0		0		1		1		2	
Honorary	0	0			0		0		0		0		0	
Non Member Participant	0	0			0		0		1		0		1	
Leave / Restricted	4	3	75%		0	0%	1	25%	3	75%	0	0%	10	150%
<b>Total Active</b>	<b>127</b>	<b>98</b>	<b>77%</b>		<b>1</b>	<b>1%</b>	<b>28</b>	<b>22%</b>	<b>14</b>	<b>11%</b>	<b>2</b>		<b>127</b>	<b>0%</b>
<b>Total</b>	<b>417</b>	<b>276</b>	<b>66%</b>		<b>6</b>	<b>1%</b>	<b>135</b>	<b>32%</b>	<b>228</b>	<b>55%</b>	<b>13</b>		<b>517</b>	<b>24%</b>

\*\* Total Active = Cadet Member (13-15 years), Active (15-18), Active (18yrs and over), Award Member, Reserve Active

# MEMBERSHIP RETENTION

MUDJIMBA 2023/24								
Active Members	2022/23	Retained		Left SLS		Recruited		2023/24
	No.	No.	%	No.	%	No.	%	No.
13-15 Years	18	14	78%	4	22%	2	11%	20
16-18 Years	18	13	72%	5	28%	3	17%	20
19-25 Years	14	7	50%	6	43%	3	21%	11
26-35 Years	9	8	89%	1	11%	1	11%	11
36-50 Years	35	28	80%	7	20%	5	14%	32
51-70 Years	32	27	84%	5	16%	0	0%	32
70+ Years	1	1	100%	0	0%	0	0%	1
<b>Total</b>	127	98	77%	28	22%	14	11%	127

MUDJIMBA 2023/24								
Age Group	2022/23	Retained		Left SLS		Recruited		2023/24
Under 6	18					24		24
Under 7	37	9	50%	9	50%	30	167%	42
Under 8	21	21	57%	15	41%	20	54%	42
Under 9	27	15	71%	5	24%	11	52%	26
Under 10	23	19	70%	8	30%	13	48%	33
Under 11	11	13	57%	10	43%	14	61%	27
Under 12	17	6	55%	5	45%	6	55%	12
Under 13	10	9	53%	8	47%	5	29%	15
Under 14	7	8	80%	2	20%	2	20%	5
Transitioned From JA		6	86%					

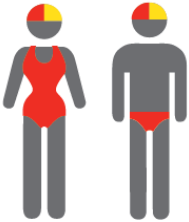
# MEMBERSHIP RETENTION

2021/22



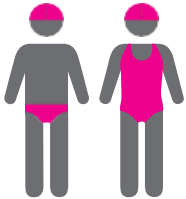
62%

TOTAL MEMBERSHIP  
RETENTION



74%

ACTIVE MEMBERSHIP  
RETENTION



59%


JUNIOR MEMBERSHIP  
RETENTION

2022/23




58%

TOTAL MEMBERSHIP  
RETENTION



75%

ACTIVE MEMBERSHIP  
RETENTION



51%

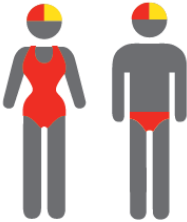
JUNIOR MEMBERSHIP  
RETENTION

2023/24




66%

TOTAL MEMBERSHIP  
RETENTION



77%

ACTIVE MEMBERSHIP  
RETENTION



62%

JUNIOR MEMBERSHIP  
RETENTION