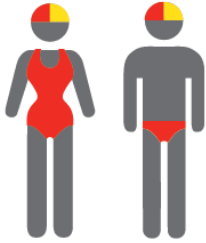


# CURRUMBIN

## MEMBERSHIP STATISTICS REPORT EOS 2023/24



**319**  
ACTIVE  
MEMBERSHIP



**927**  
TOTAL  
MEMBERSHIP



**269**  
JUNIOR  
MEMBERSHIP

### Vs. 2023/24 Mid-Season (JAN 2024)



6% Increase



4% Increase



3% Increase

### Vs. 2022/23 EOS (MAY 2023)



8% Increase



Equal



13% Decrease

Note:  
Numbers in this report are generated directly from Surfguard;  
Active members are taken from the following demographics 13-15 Cadets, 15-18 Youth, Active 18+, Award and Active Reserve members.

# TOTAL MEMBERSHIP

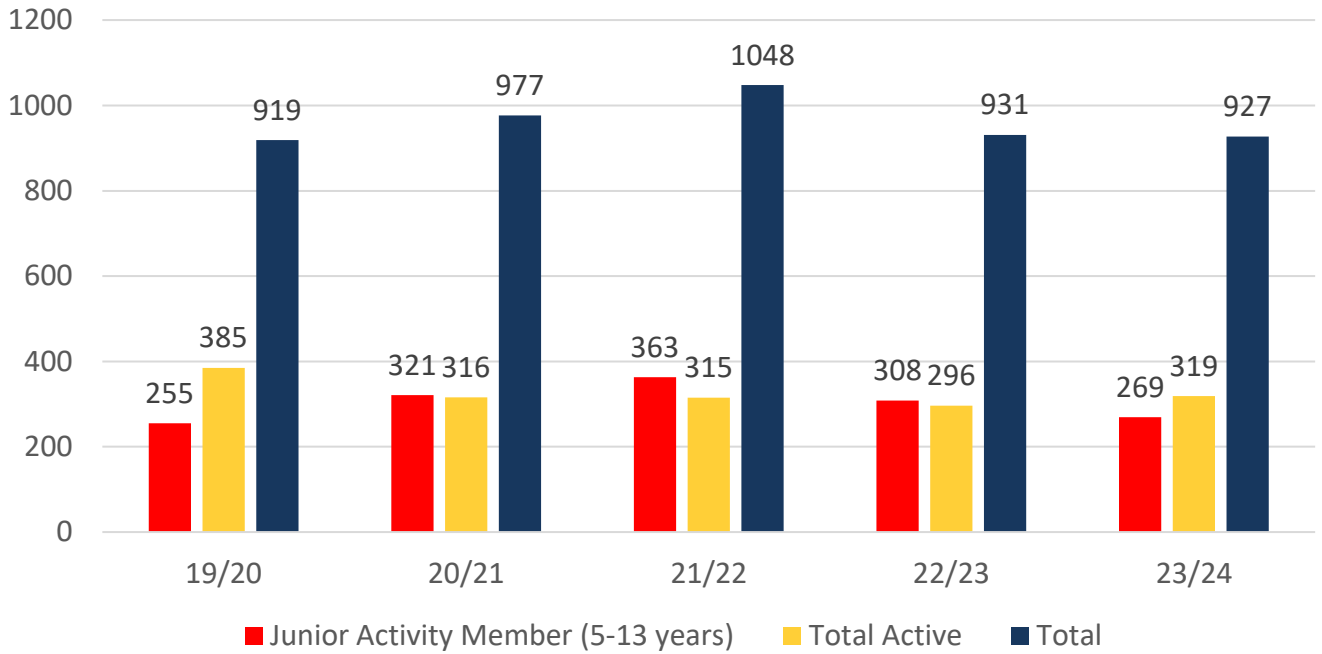
## MEMBERSHIP 2019-2024

	19/20	20/21	21/22	22/23	23/24
	Total	Total	Total	Total	Total
Probationary	4	5	6	1	14
Junior Activity Member (5-13 years)	255	321	363	308	269
Cadet Member (13-15 years)	39	18	21	20	26
Active Junior (15-18 years)	78	53	55	45	45
Active Senior (18years and over)	205	201	192	185	185
Award Member	48	29	40	36	50
Reserve Active	15	15	7	10	13
Long Service	103	99	103	105	108
Past Active	19	23	21	15	21
Associate	117	176	197	161	153
Life Member	17	17	23	17	13
General	0	0	0	0	0
Honorary	18	18	20	18	13
Non Member Participants	0	0	0	0	0
Leave / Restricted	1	2	0	10	17
<b>Total Active</b>	<b>385</b>	<b>316</b>	<b>315</b>	<b>296</b>	<b>319</b>
<b>Total</b>	<b>919</b>	<b>977</b>	<b>1048</b>	<b>931</b>	<b>927</b>

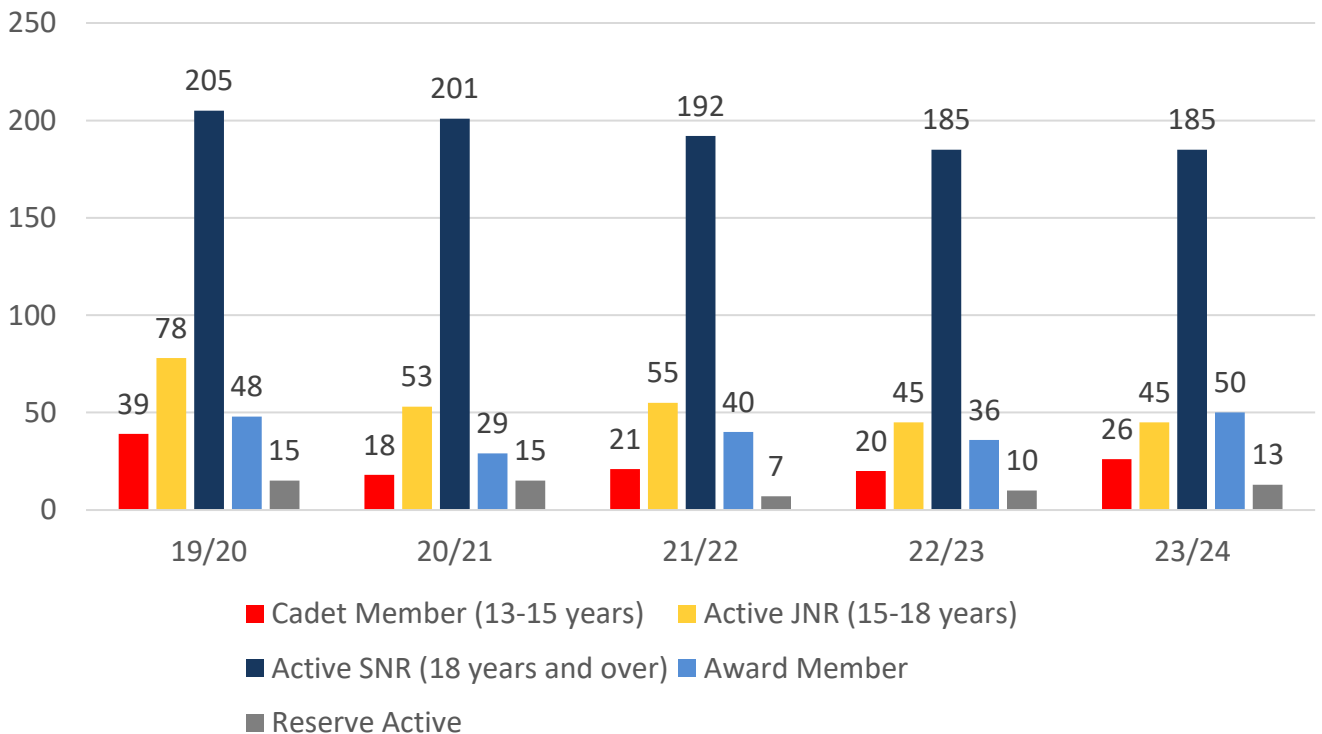
	19/20	20/21	21/22	22/23	23/24
	Total	Total	Total	Total	Total
<b>Under 6</b>	30	46	50	32	42
<b>Under 7</b>	43	49	55	39	41
<b>Under 8</b>	39	63	53	49	36
<b>Under 9</b>	46	42	68	39	36
<b>Under 10</b>	25	43	37	47	34
<b>Under 11</b>	25	27	51	35	27
<b>Under 12</b>	23	25	24	41	27
<b>Under 13</b>	14	22	22	18	26
<b>Under 14</b>	10	4	16	21	16
<b>Junior Activities Total</b>	<b>255</b>	<b>321</b>	<b>376</b>	<b>321</b>	<b>285</b>

# 5 YEAR TREND ANALYSIS

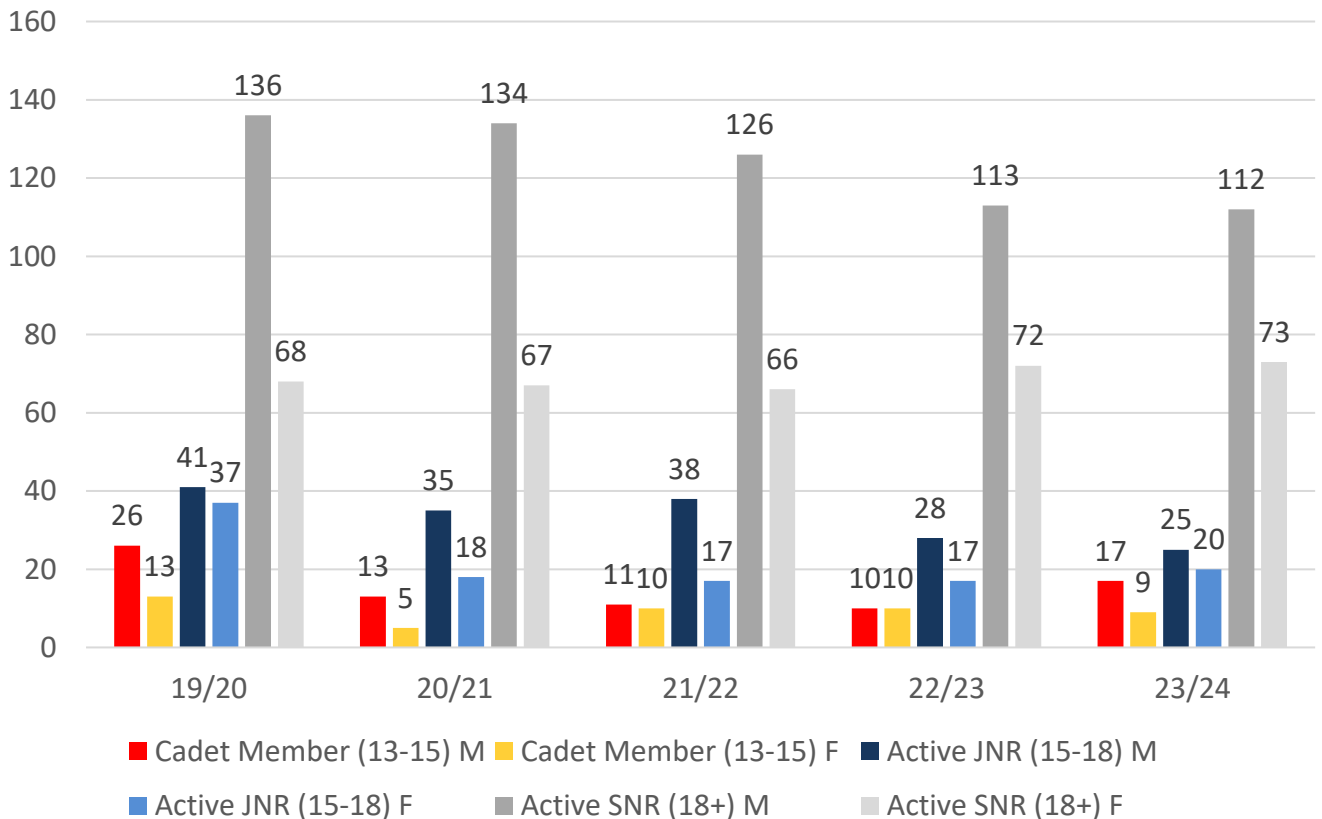
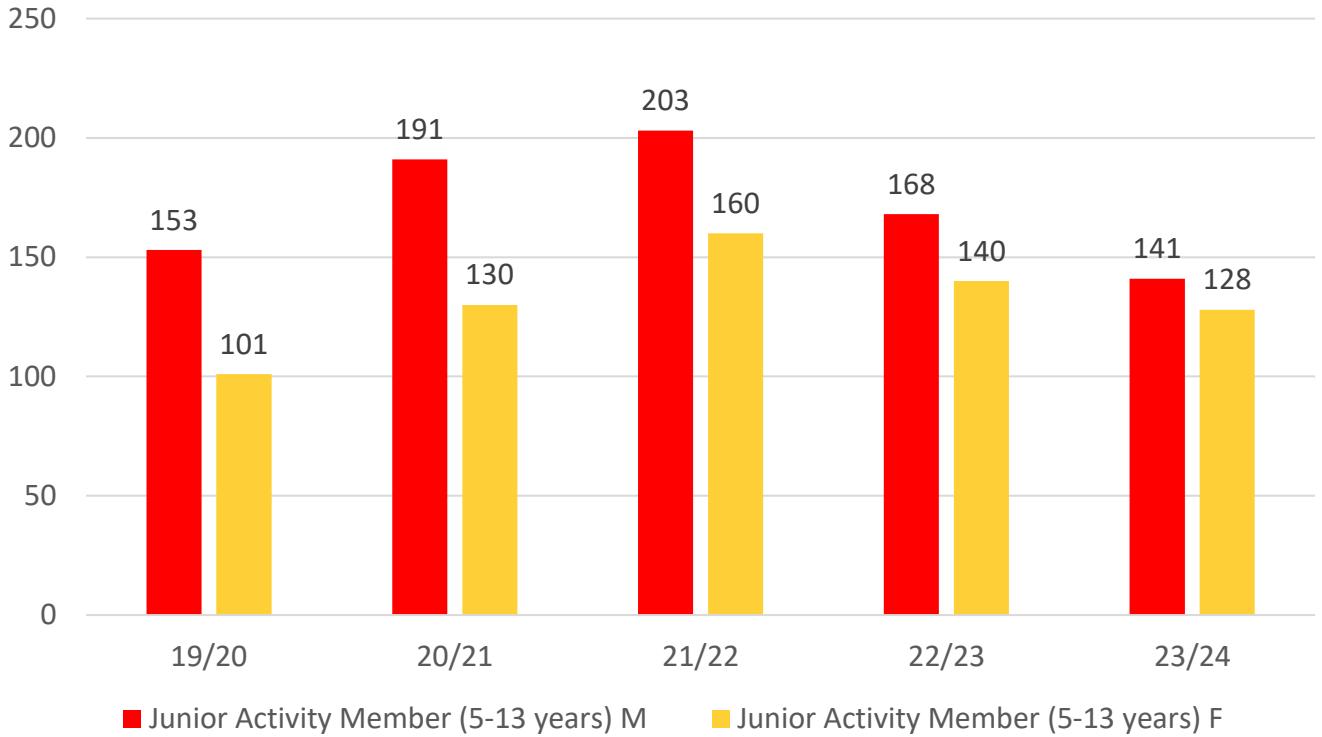
## Total Membership



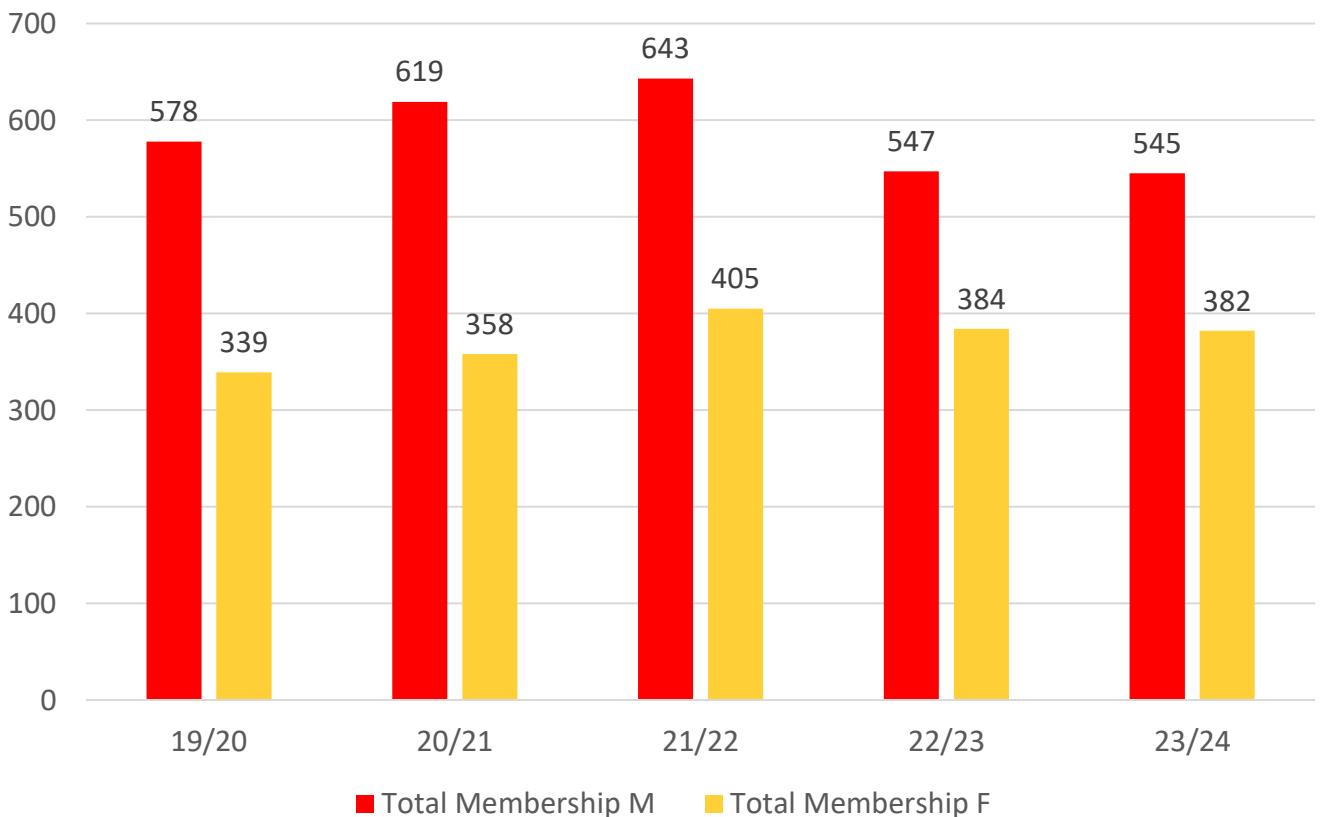
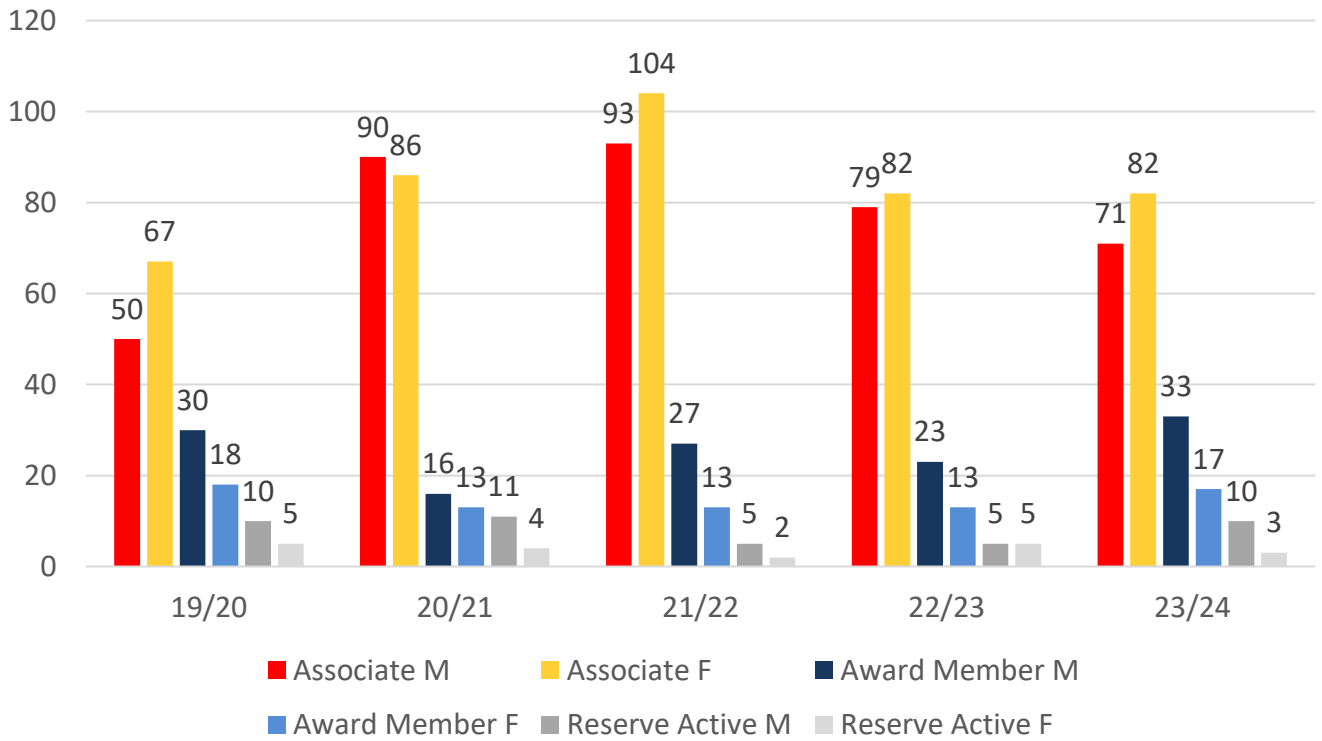
## Active Membership



# 5 YEAR GENDER COMPARISON



# 5 YEAR GENDER COMPARISON



# MEMBERSHIP RETENTION



249

BRAND NEW MEMBERS



68%

MEMBERSHIP RETENTION



266

MEMBERS LOST FROM THE ORGANISATION

CURRUMBIN 2023/24														
	2022/23 Membership	Retained from previous season		Transfers between Club Categories	Transferred out of the club		Left the organisation		Brand new members		Transfers In from other clubs		2023/24 Membership	
		No.	%		No.	%	No.	%	No.	%	No.	%	No.	%
Probationary	1	0	0%		0	0%	1	100%	14	1400%	0	0%	14	1300%
Junior Activities	308	177	57%	16	13	4%	118	38%	100	32%	8	3%	269	-13%
Cadet Member (13-15 years)	20	16	80%		1	5%	3	15%	4	20%	2	10%	26	30%
Active (15-18 yrs)	45	37	82%	4	0	0%	8	18%	6	13%	6	13%	45	0%
Active (18yrs and over)	185	145	78%	7	7	4%	33	18%	31	17%	16	9%	185	0%
Award Member	36	28	78%		0	0%	8	22%	9	25%	4	11%	50	39%
Reserve Active	10	7	70%		1	10%	2	20%	5	50%	0	0%	13	30%
Long Service	105	94	90%		4	4%	7	7%	3	3%	6	6%	108	3%
Past Active	15	10	67%		0	0%	5	33%	3	20%	0	0%	21	40%
Associate	161	84	52%	5	6	4%	71	44%	70	43%	4	2%	153	-5%
Life Member	17	13	76%		0	0%	4	24%	0	0%	0	0%	13	-24%
General	0	0			0		0		0		0		0	
Honorary	18	16	89%	3	0	0%	2	11%	0	0%	0	0%	13	-28%
Non Member Participant	0	0			0		0		0		0		0	
Leave / Restricted	10	5	50%		1	10%	4	40%	4	40%	0	0%	17	70%
Total Active	296	233	79%		9	3%	54	18%	55	19%	28		319	8%
Total	931	632	68%		33	4%	266	29%	249	27%	46		927	0%

\*\* Total Active = Cadet Member (13-15 years), Active (15-18), Active (18yrs and over), Award Member, Reserve Active

# MEMBERSHIP RETENTION

CURRUMBIN 2023/24								
Active Members	2022/23	Retained		Left SLS		Recruited		2023/24
	No.	No.	%	No.	%	No.	%	No.
13-15 Years	28	22	79%	5	18%	6	21%	39
16-18 Years	48	41	85%	6	13%	8	17%	46
19-25 Years	68	47	69%	20	29%	10	15%	66
26-35 Years	42	30	71%	8	19%	9	21%	41
36-50 Years	63	53	84%	9	14%	18	29%	74
51-70 Years	46	40	87%	5	11%	4	9%	49
70+ Years	1	0	0%	1	100%	0	0%	4
<b>Total</b>	296	233	79%	54	18%	55	19%	319



CURRUMBIN 2023/24								
Age Group	2022/23	Retained		Left SLS		Recruited		2023/24
Under 6	32					41		42
Under 7	39	20	63%	10	31%	20	63%	41
Under 8	49	24	62%	11	28%	9	23%	36
Under 9	39	25	51%	21	43%	10	20%	36
Under 10	47	25	64%	13	33%	8	21%	34
Under 11	35	23	49%	22	47%	4	9%	27
Under 12	41	22	63%	13	37%	5	14%	27
Under 13	17	22	54%	18	44%	3	7%	26
Under 14	9	11	65%	6	35%	0	0%	0
Transitioned From JA		5	56%					

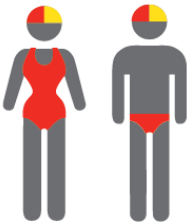
# MEMBERSHIP RETENTION

2021/22



69%

TOTAL MEMBERSHIP  
RETENTION



72%

ACTIVE MEMBERSHIP  
RETENTION



67%


JUNIOR MEMBERSHIP  
RETENTION

2022/23



62%

TOTAL MEMBERSHIP  
RETENTION



75%

ACTIVE MEMBERSHIP  
RETENTION



54%


JUNIOR MEMBERSHIP  
RETENTION

2023/24




68%

TOTAL MEMBERSHIP  
RETENTION



79%

ACTIVE MEMBERSHIP  
RETENTION



57%

JUNIOR MEMBERSHIP  
RETENTION