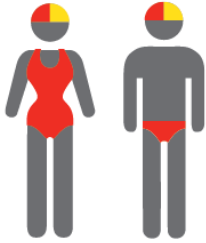


BRIBIE ISLAND

MEMBERSHIP STATISTICS REPORT EOS 2023/24



114

ACTIVE
MEMBERSHIP



541

TOTAL
MEMBERSHIP



218

JUNIOR
MEMBERSHIP

Vs. 2023/24 Mid-Season (JAN 2024)



2% Decrease



Equal



Equal

Vs. 2022/23 EOS (MAY 2023)



25% Decrease



2% Increase



9% Increase

Note:
Numbers in this report are generated directly from Surfguard;
Active members are taken from the following demographics 13-15 Cadets, 15-18 Youth, Active 18+, Award and Active Reserve members.

TOTAL MEMBERSHIP

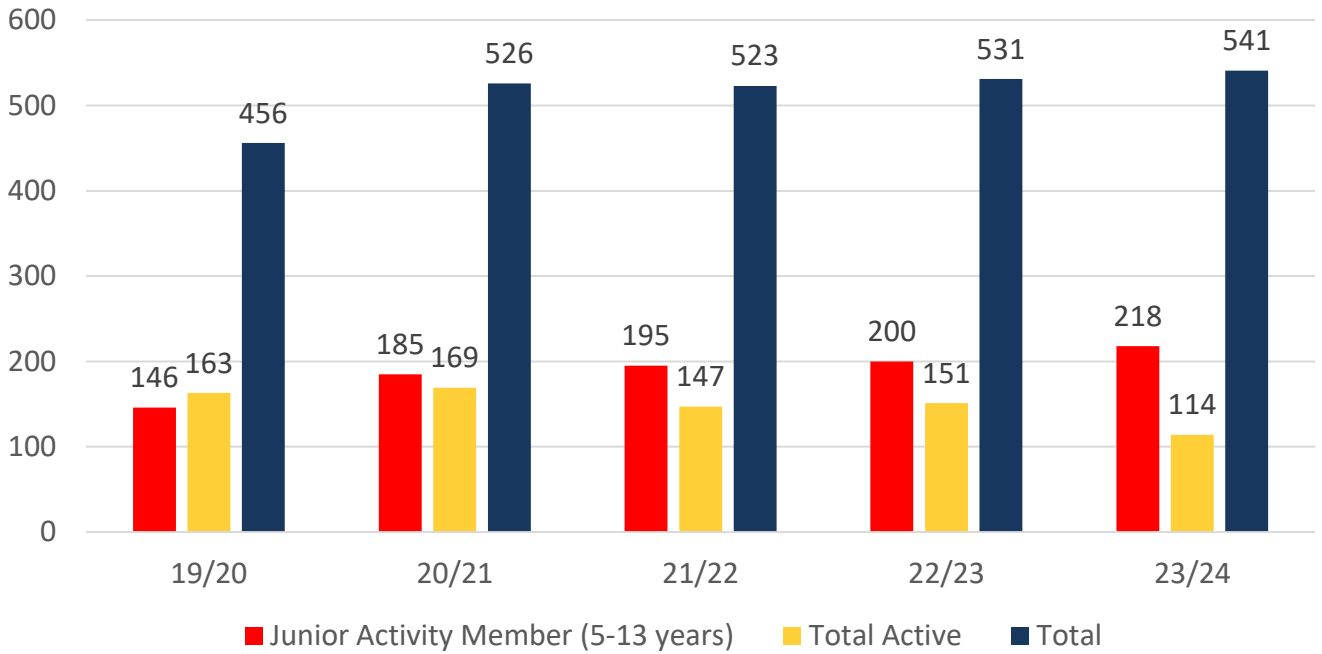
MEMBERSHIP 2019-2024

	19/20	20/21	21/22	22/23	23/24
	Total	Total	Total	Total	Total
Probationary	1	3	0	0	1
Junior Activity Member (5-13 years)	146	185	195	200	218
Cadet Member (13-15 years)	35	26	19	22	20
Active Junior (15-18 years)	24	37	30	35	18
Active Senior (18years and over)	94	94	90	85	72
Award Member	9	11	8	9	4
Reserve Active	1	1	0	0	0
Long Service	8	7	8	10	10
Past Active	0	0	0	0	6
Associate	103	127	139	136	154
Life Member	34	34	34	30	29
General	0	1	0	1	0
Honorary	0	0	0	0	3
Non Member Participants	0	0	0	0	0
Leave / Restricted	1	0	0	3	6
Total Active	163	169	147	151	114
Total	456	526	523	531	541

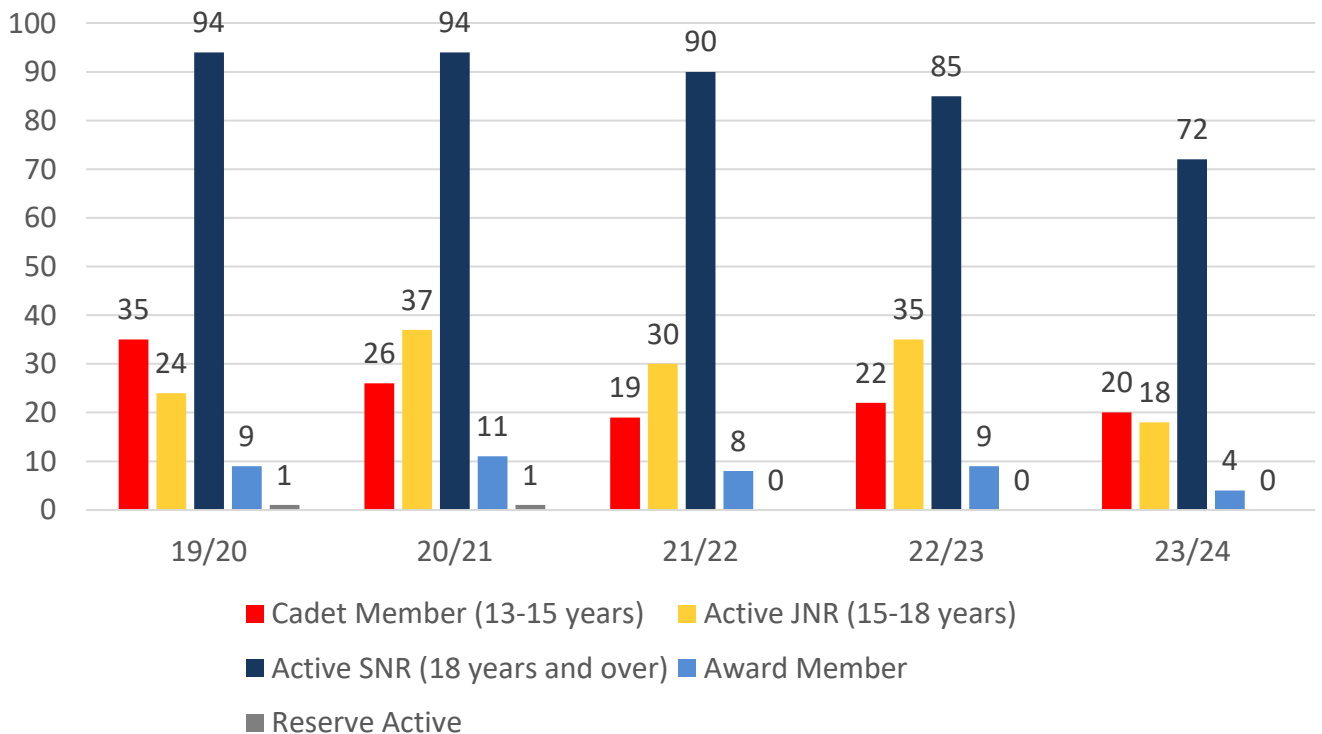
	19/20	20/21	21/22	22/23	23/24
	Total	Total	Total	Total	Total
Under 6	14	21	19	28	27
Under 7	22	26	31	28	38
Under 8	21	30	33	28	26
Under 9	19	29	21	26	29
Under 10	20	27	29	21	26
Under 11	17	19	19	28	18
Under 12	19	18	17	21	25
Under 13	9	13	17	18	16
Under 14	5	2	14	16	18
Junior Activities Total	146	185	200	214	223

5 YEAR TREND ANALYSIS

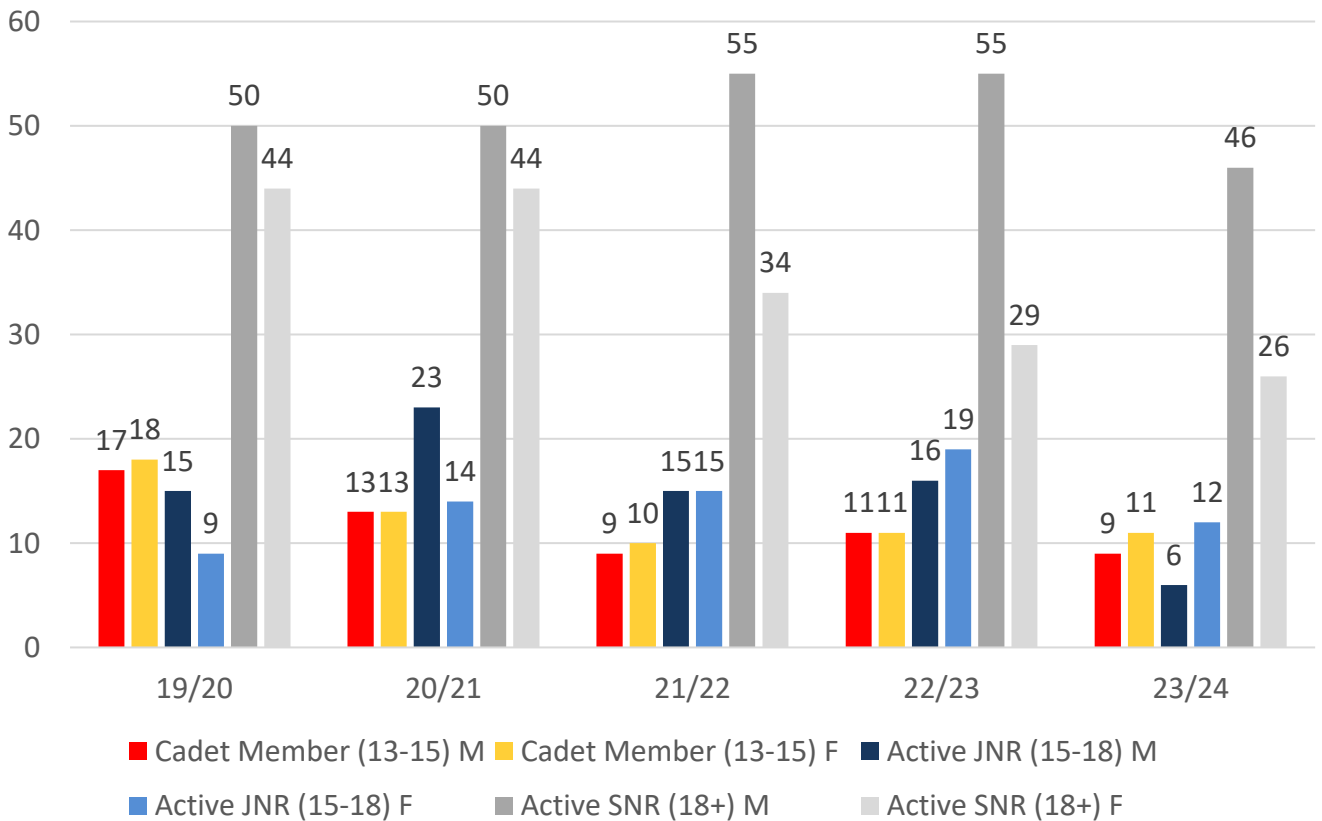
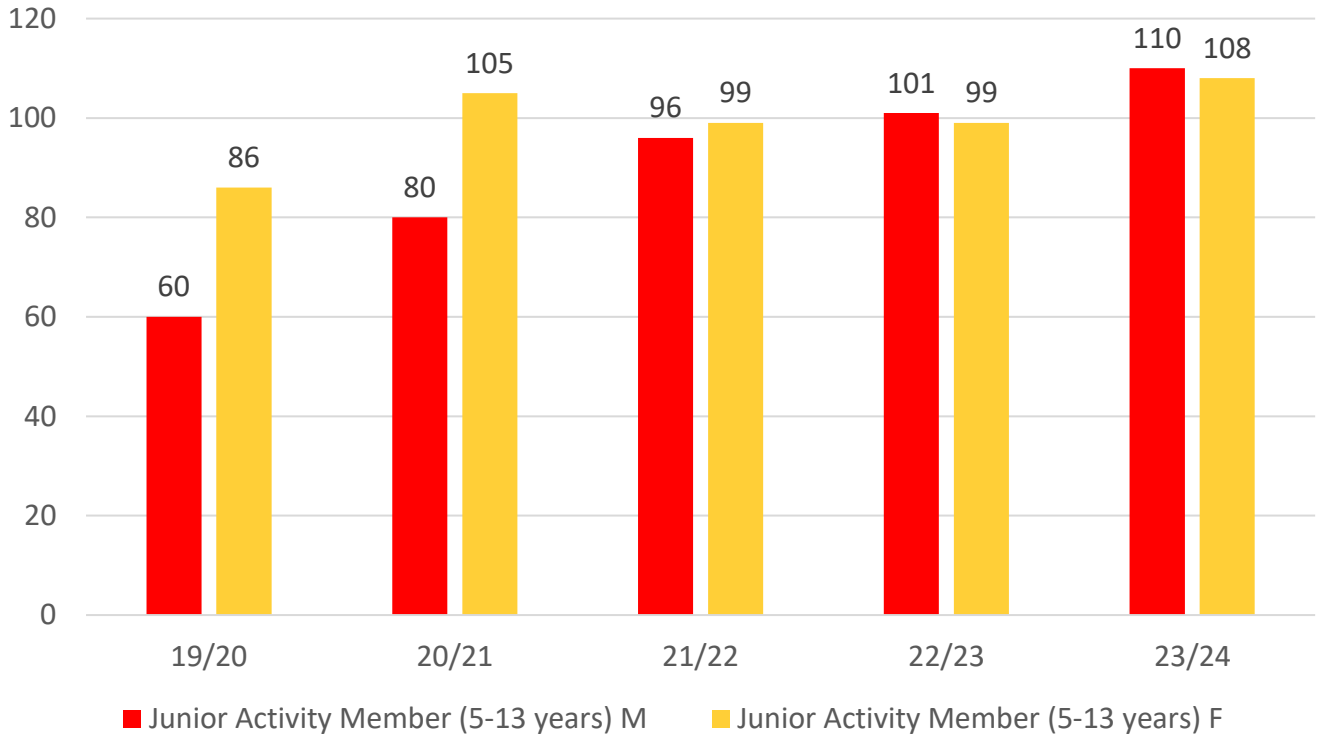
Total Membership



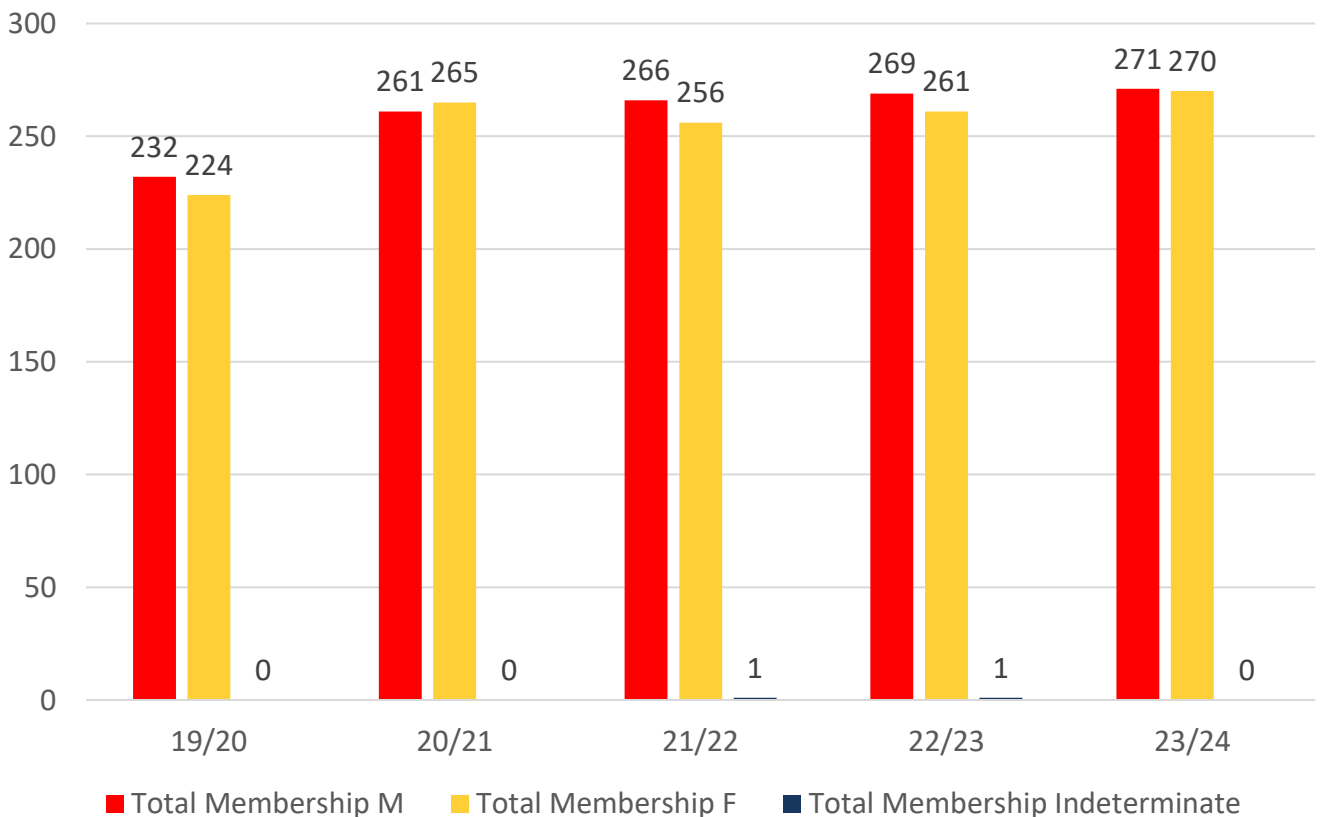
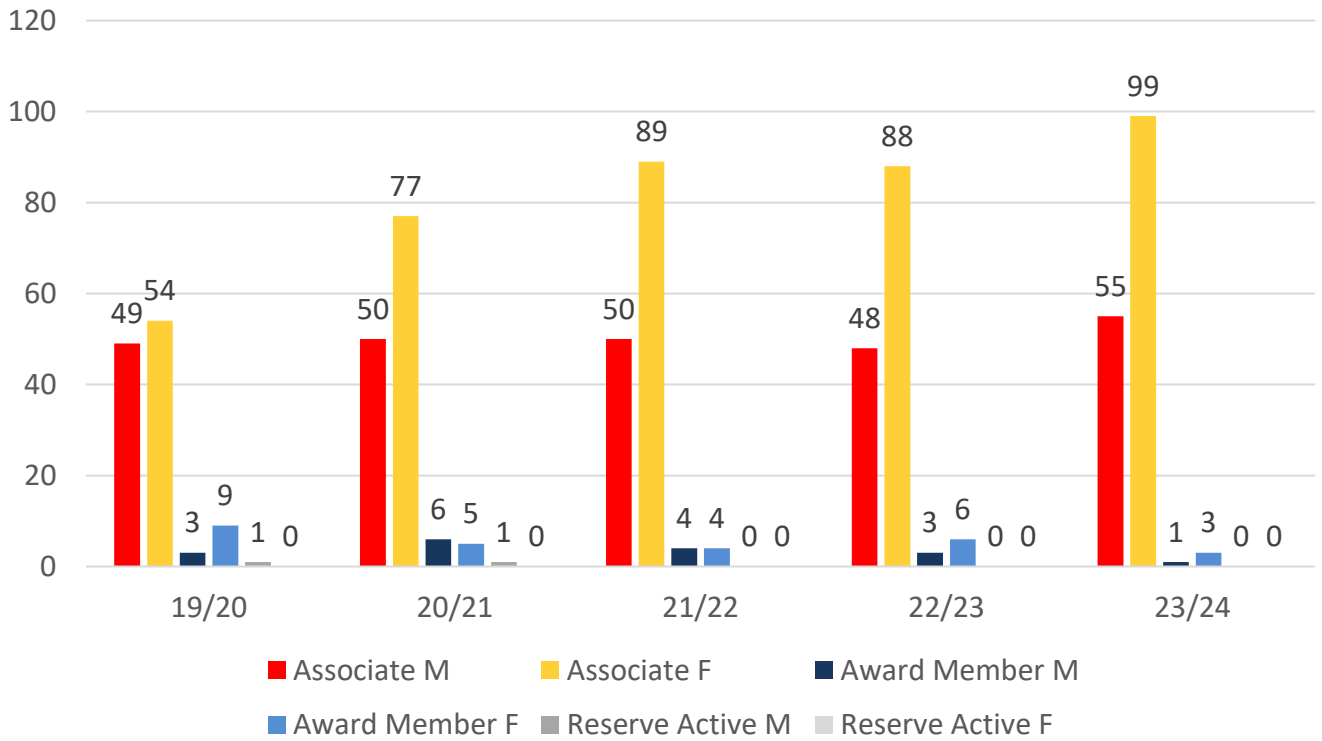
Active Membership



5 YEAR GENDER COMPARISON



5 YEAR GENDER COMPARISON



MEMBERSHIP RETENTION




171

BRAND NEW MEMBERS



69%

MEMBERSHIP RETENTION



161

MEMBERS LOST FROM THE ORGANISATION

BRIBIE ISLAND 2023/24														
	2022/23 Membership	Retained from previous season		Transfers between Club Categories	Transferred out of the club		Left the organisation		Brand new members		Transfers In from other clubs		2023/24 Membership	
		No.	%		No.	%	No.	%	No.	%	No.	%	No.	%
Probationary	0	0			0		0		1		0		1	
Junior Activities	200	132	66%	4	0	0%	68	34%	90	45%	0	0%	218	9%
Cadet Member (13-15 years)	22	16	73%		0	0%	6	27%	3	14%	0	0%	20	-9%
Active (15-18 yrs)	35	25	71%	7	0	0%	10	29%	0	0%	0	0%	18	-49%
Active (18yrs and over)	85	65	76%		0	0%	20	24%	4	5%	0	0%	72	-15%
Award Member	9	8	89%	4	0	0%	1	11%	0	0%	0	0%	4	-56%
Reserve Active	0	0			0		0		0		0		0	
Long Service	10	10	100%		0	0%	0	0%	0	0%	0	0%	10	0%
Past Active	0	0			0		0		0		0		6	
Associate	136	80	59%		1	1%	55	40%	73	54%	1	1%	154	13%
Life Member	30	29	97%		0	0%	1	3%	0	0%	0	0%	29	-3%
General	1	1	100%	1	0	0%	0	0%	0	0%	0	0%	0	100%
Honorary	0	0			0		0		0		0		3	
Non Member Participant	0	0			0		0		0		0		0	
Leave / Restricted	3	3	100%		0	0%	0	0%	0	0%	0	0%	6	100%
Total Active	151	114	75%		0	0%	37	25%	7	5%	0		114	-25%
Total	531	369	69%		1	0%	161	30%	171	32%	1		541	2%

** Total Active = Cadet Member (13-15 years), Active (15-18), Active (18yrs and over), Award Member, Reserve Active

MEMBERSHIP RETENTION

BRIBIE ISLAND 2023/24

Active Members	2022/23	Retained		Left SLS		Recruited		2023/24
	No.	No.	%	No.	%	No.	%	No.
13-15 Years	31	23	74%	8	26%	3	10%	22
16-18 Years	26	18	69%	8	31%	0	0%	20
19-25 Years	30	20	67%	10	33%	0	0%	20
26-35 Years	8	7	88%	1	13%	2	25%	8
36-50 Years	19	17	89%	2	11%	1	5%	18
51-70 Years	37	29	78%	8	22%	1	3%	25
70+ Years	0	0		0		0		1
Total	151	114	75%	37	25%	7	5%	114

BRIBIE ISLAND 2023/24

Age Group	2022/23	Retained		Left SLS		Recruited		2023/24
Under 6	28					27		27
Under 7	28	20	71%	8	29%	18	64%	38
Under 8	28	19	68%	9	32%	7	25%	26
Under 9	26	17	61%	11	39%	12	43%	29
Under 10	21	16	62%	10	38%	10	38%	26
Under 11	28	13	62%	8	38%	5	24%	18
Under 12	21	21	75%	7	25%	4	14%	25
Under 13	18	11	52%	10	48%	5	24%	16
Under 14	2	14	78%	4	22%	2	11%	13
Transitioned From JA		1	50%					

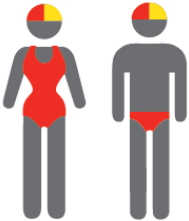
MEMBERSHIP RETENTION

2021/22




67%

TOTAL MEMBERSHIP
RETENTION



79%

ACTIVE MEMBERSHIP
RETENTION



62%


JUNIOR MEMBERSHIP
RETENTION

2022/23




67%

TOTAL MEMBERSHIP
RETENTION



82%

ACTIVE MEMBERSHIP
RETENTION



63%


JUNIOR MEMBERSHIP
RETENTION

2023/24




69%

TOTAL MEMBERSHIP
RETENTION



75%

ACTIVE MEMBERSHIP
RETENTION



66%

JUNIOR MEMBERSHIP
RETENTION