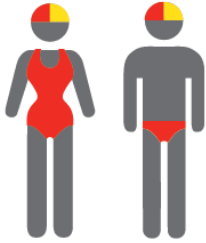


MEMBERSHIP STATISTICS REPORT EOS 2023/24



52

ACTIVE
MEMBERSHIP



140

TOTAL
MEMBERSHIP



46

JUNIOR
MEMBERSHIP

Vs. 2023/24 Mid-Season (JAN 2024)



8% Increase



1% Increase



2% Increase

Vs. 2022/23 EOS (MAY 2023)



2% Increase



15% Decrease



22% Decrease

Note:
Numbers in this report are generated directly from Surfguard;
Active members are taken from the following demographics 13-15 Cadets, 15-18 Youth, Active 18+, Award and Active Reserve members.

TOTAL MEMBERSHIP

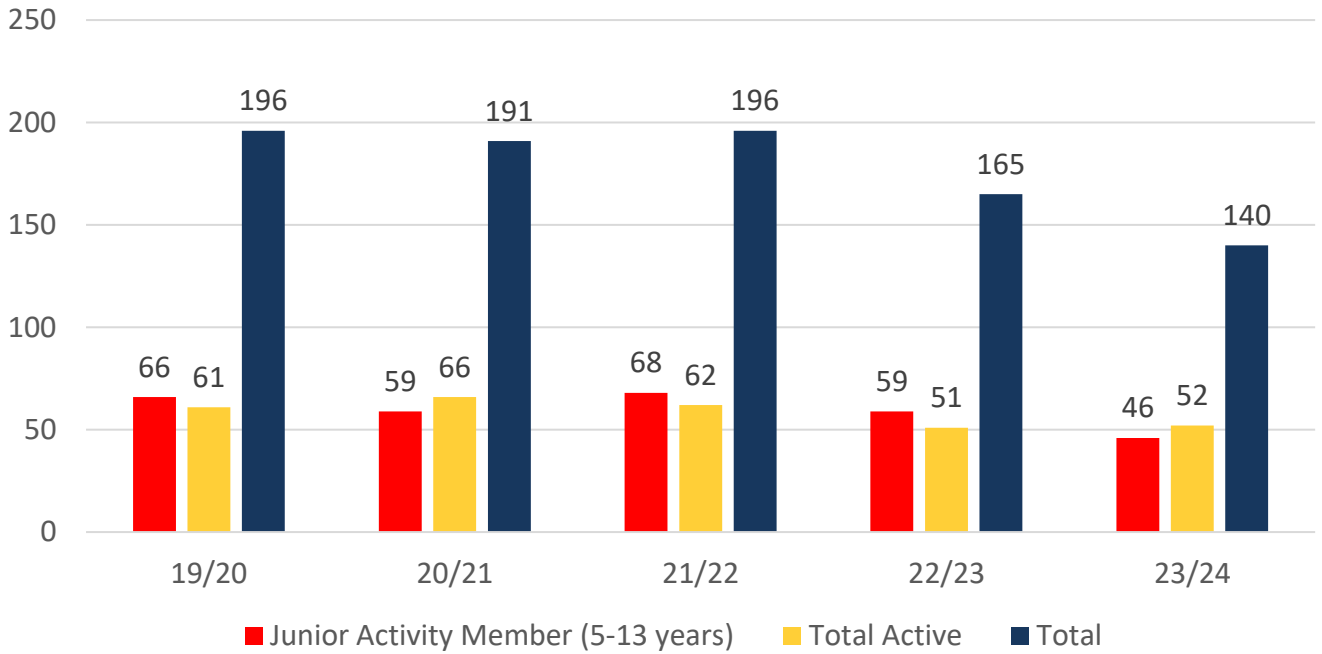
MEMBERSHIP 2019-2024

	19/20	20/21	21/22	22/23	23/24
	Total	Total	Total	Total	Total
Probationary	1	3	0	0	1
Junior Activity Member (5-13 years)	66	59	68	59	46
Cadet Member (13-15 years)	11	17	7	3	6
Active Junior (15-18 years)	21	17	17	13	11
Active Senior (18years and over)	27	26	29	24	28
Award Member	2	4	7	10	6
Reserve Active	0	2	2	1	1
Long Service	0	0	0	0	0
Past Active	0	0	0	0	0
Associate	59	54	58	44	29
Life Member	9	9	8	11	11
General	0	0	0	0	0
Honorary	0	0	0	0	0
Non Member Participants	0	0	0	0	0
Leave / Restricted	0	0	0	0	1
Total Active	61	66	62	51	52
Total	196	191	196	165	140

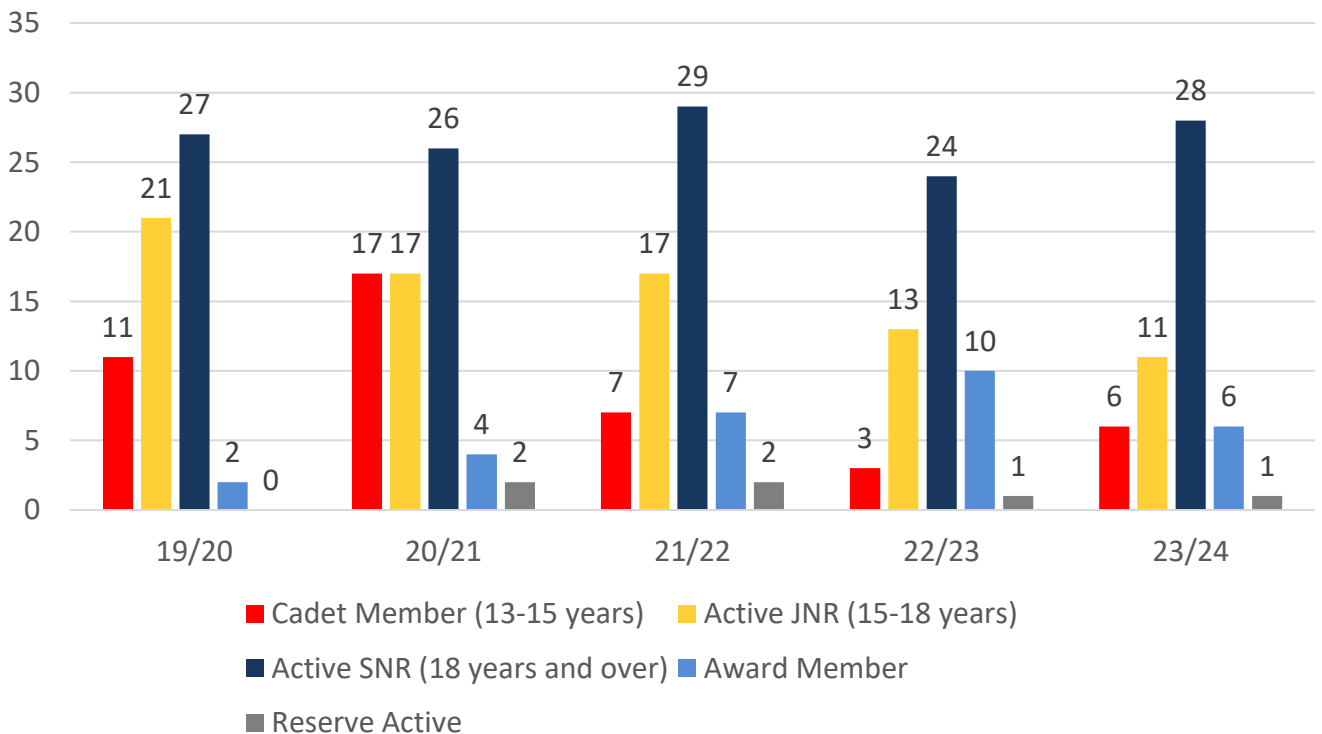
	19/20	20/21	21/22	22/23	23/24
	Total	Total	Total	Total	Total
Under 6	1	5	3	4	5
Under 7	6	1	11	3	3
Under 8	11	8	4	9	3
Under 9	13	13	12	6	7
Under 10	11	10	11	13	3
Under 11	7	11	6	9	5
Under 12	6	6	9	5	9
Under 13	6	4	7	7	5
Under 14	5	1	5	4	6
Junior Activities Total	66	59	68	60	46

5 YEAR TREND ANALYSIS

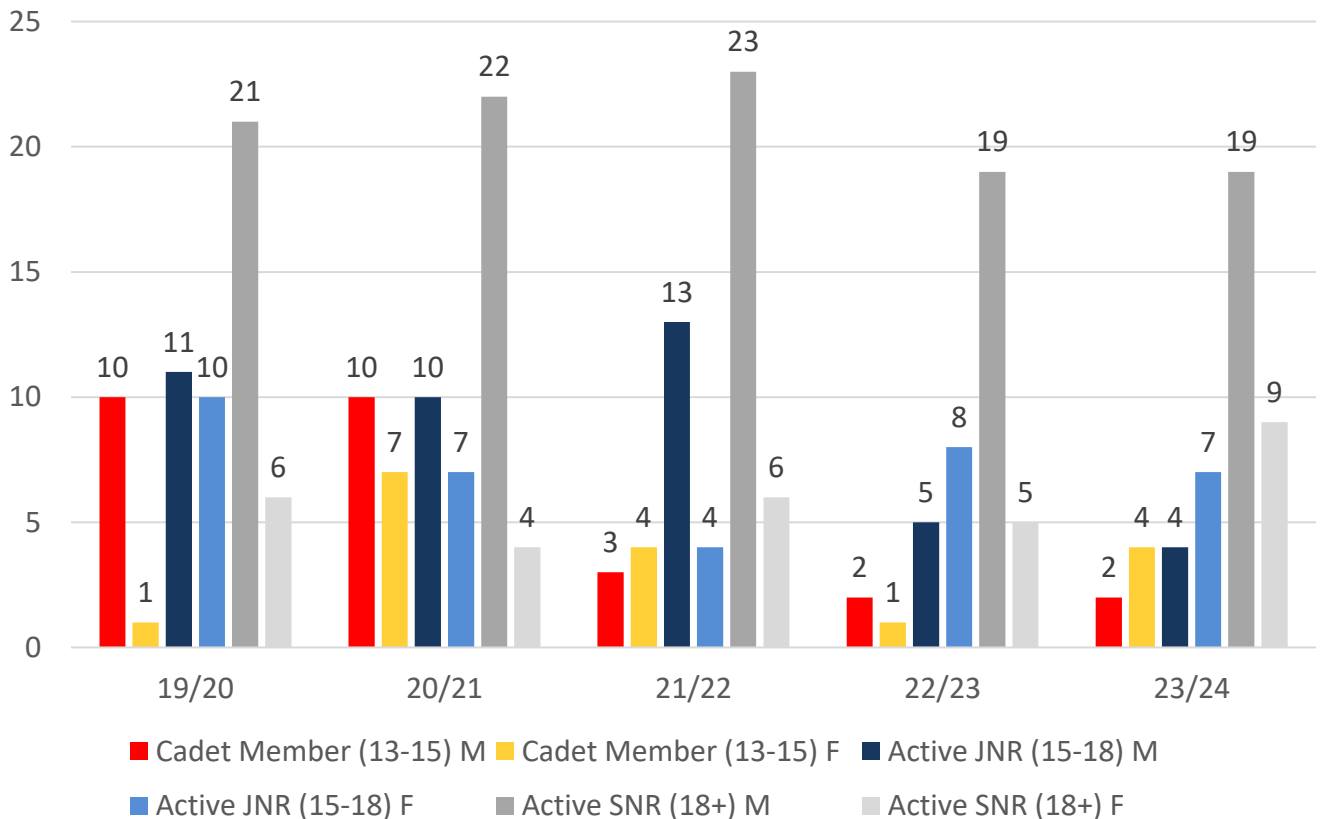
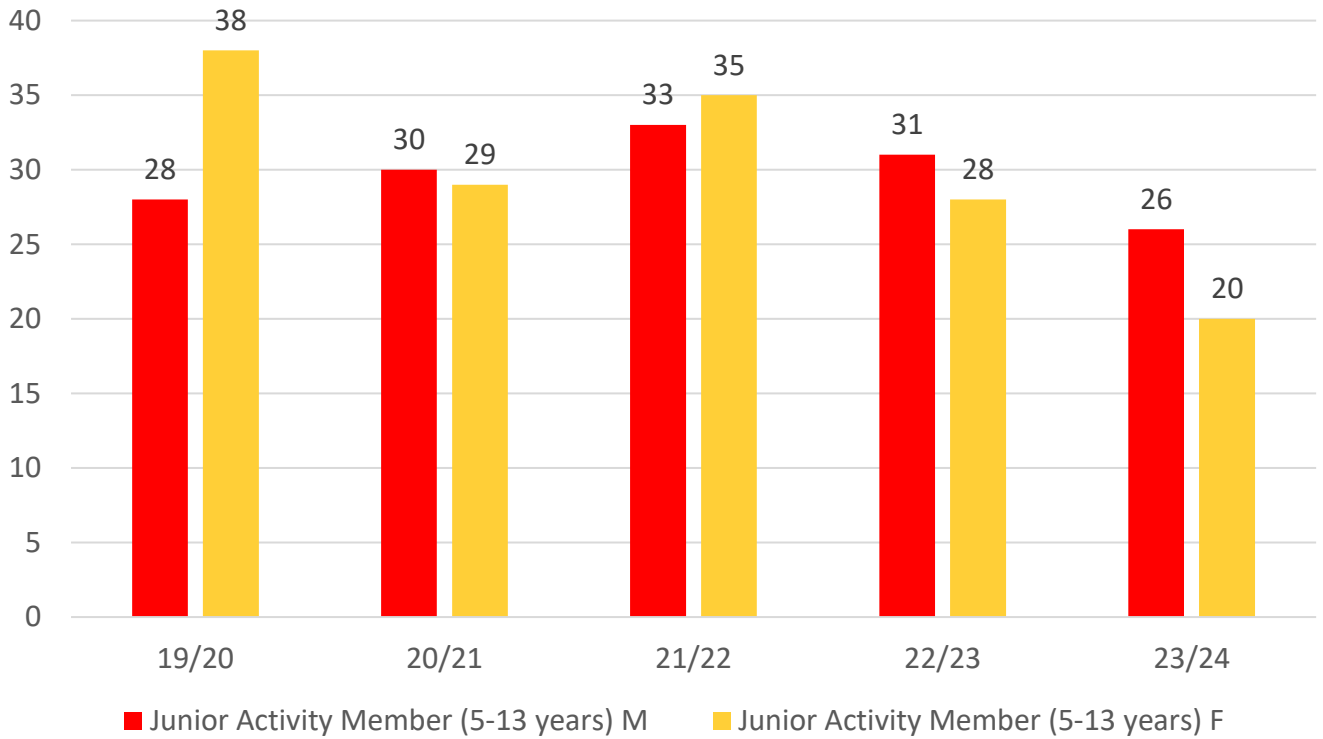
Total Membership



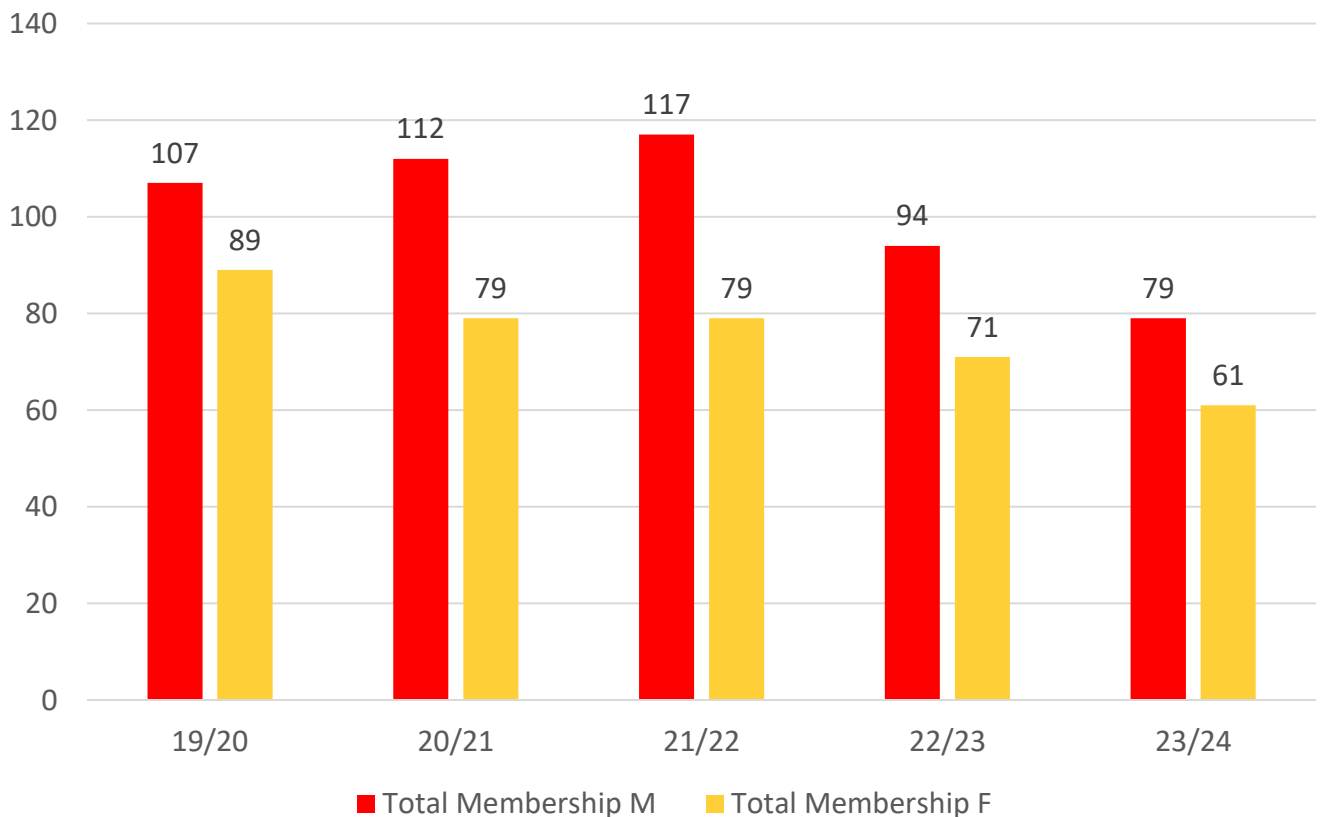
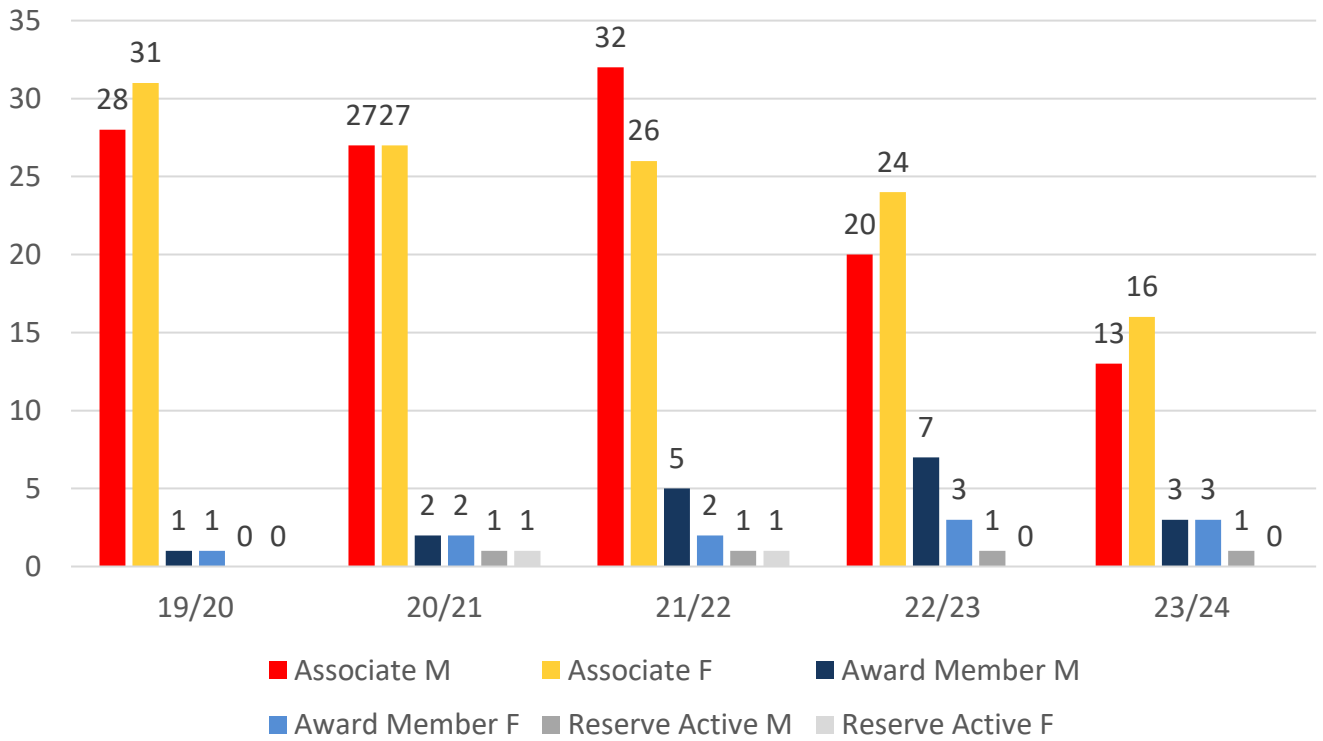
Active Membership



5 YEAR GENDER COMPARISON



5 YEAR GENDER COMPARISON



MEMBERSHIP RETENTION



24

BRAND NEW MEMBERS



67%

MEMBERSHIP RETENTION



52

MEMBERS LOST FROM THE ORGANISATION

BILINGA 2023/24

	2022/23 Membership	Retained from previous season		Transfers between Club Categories	Transferred out of the club		Left the organisation		Brand new members		Transfers In from other clubs		2023/24 Membership	
		No.	%		No.	%	No.	%	No.	%	No.	%	No.	%
Probationary	0	0			0		0		1		0		1	
Junior Activities	59	34	58%	2	1	2%	24	41%	12	20%	2	3%	46	-22%
Cadet Member (13-15 years)	3	3	100%		0	0%	0	0%	1	33%	0	0%	6	100%
Active (15-18 yrs)	13	12	92%	1	0	0%	1	8%	0	0%	0	0%	11	-15%
Active (18yrs and over)	24	21	88%		0	0%	3	13%	1	4%	3	13%	28	17%
Award Member	10	5	50%		0	0%	5	50%	0	0%	0	0%	6	-40%
Reserve Active	1	1	100%		0	0%	0	0%	0	0%	0	0%	1	0%
Long Service	0	0			0		0		0		0		0	
Past Active	0	0			0		0		0		0		0	
Associate	44	24	55%	3	1	2%	19	43%	8	18%	0	0%	29	-34%
Life Member	11	11	100%		0	0%	0	0%	0	0%	0	0%	11	0%
General	0	0			0		0		0		0		0	
Honorary	0	0			0		0		0		0		0	
Non Member Participant	0	0			0		0		0		0		0	
Leave / Restricted	0	0			0		0		1		0		1	
Total Active	51	42	82%		0	0%	9	18%	2	4%	3		52	2%
Total	165	111	67%		2	1%	52	32%	24	15%	5		140	-15%

** Total Active = Cadet Member (13-15 years), Active (15-18), Active (18yrs and over), Award Member, Reserve Active

MEMBERSHIP RETENTION

BILINGA 2023/24								
Active Members	2022/23	Retained		Left SLS		Recruited		2023/24
	No.	No.	%	No.	%	No.	%	No.
13-15 Years	6	6	100%	0	0%	1	17%	4
16-18 Years	12	10	83%	2	17%	0	0%	11
19-25 Years	10	7	70%	3	30%	1	10%	12
26-35 Years	3	3	100%	0	0%	0	0%	3
36-50 Years	11	8	73%	3	27%	0	0%	10
51-70 Years	9	8	89%	1	11%	0	0%	12
70+ Years	0	0		0		0		0
Total	51	42	82%	9	18%	2	4%	52

BILINGA 2023/24								
Age Group	2022/23	Retained		Left SLS		Recruited		2023/24
Under 6	4					5		5
Under 7	3	2	50%	2	50%	1	25%	3
Under 8	9	1	33%	2	67%	2	67%	3
Under 9	6	5	56%	4	44%	1	11%	7
Under 10	13	3	50%	2	33%	0	0%	3
Under 11	9	5	38%	8	62%	0	0%	5
Under 12	5	7	78%	2	22%	1	11%	9
Under 13	7	4	80%	1	20%	1	20%	5
Under 14	3	5	71%	2	29%	1	14%	6
Transitioned From JA		2	67%					

MEMBERSHIP RETENTION

2021/22



72%

TOTAL MEMBERSHIP
RETENTION



79%

ACTIVE MEMBERSHIP
RETENTION



71%

JUNIOR MEMBERSHIP
RETENTION

2022/23



66%

TOTAL MEMBERSHIP
RETENTION



73%

ACTIVE MEMBERSHIP
RETENTION



66%

JUNIOR MEMBERSHIP
RETENTION

2023/24



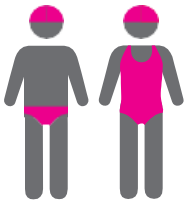
67%

TOTAL MEMBERSHIP
RETENTION



82%

ACTIVE MEMBERSHIP
RETENTION



58%

JUNIOR MEMBERSHIP
RETENTION