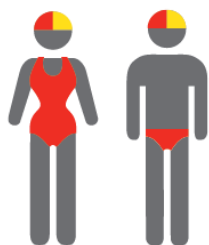


WHOLE OF QUEENSLAND

MEMBERSHIP STATISTICS REPORT EOS 2022/23



9445
ACTIVE
MEMBERSHIP



35335
TOTAL
MEMBERSHIP



11687
JUNIOR
MEMBERSHIP

Vs. 2022/23 Mid-Season (JAN 2023)



5% Increase



2% Increase



Equal

Vs. 2021/22 EOS (MAY 2022)



Equal



3% Decrease



7% Decrease

Note:
Numbers in this report are generated directly from Surfguard;
Active members are taken from the following demographics 13-15 Cadets, 15-18 Youth, Active 18+, Award and Active Reserve members.

TOTAL MEMBERSHIP – WHOLE OF QUEENSLAND

MEMBERSHIP 2018-2023

	18/19	19/20	20/21	21/22	22/23
	Total	Total	Total	Total	Total
Probationary	473	475	728	504	415
Junior Activity Member (5-13 years)	11174	11730	11800	12524	11687
Cadet Member (13-15 years)	1028	1278	1248	1216	1043
Active Junior (15-18 years)	1637	1552	1569	1623	1736
Active Senior (18years and over)	5531	5733	5656	5704	5777
Award Member	978	933	916	798	781
Reserve Active	104	112	115	98	108
Long Service	1489	1489	1537	1538	1585
Past Active	181	241	149	367	408
Associate	8847	8944	9241	10371	9781
Life Member	1072	1070	1134	1143	1159
General	114	134	112	100	426
Honorary	294	312	218	225	247
Non Member Participants	34	44	19	37	21
Leave / Restricted	55	35	32	86	161
Total Active	9278	9608	9504	9439	9445
Total	33011	34082	34474	36334	35335

	18/19	19/20	20/21	21/22	22/23
	Total	Total	Total	Total	Total
Under 6	1251	1350	1389	1469	1398
Under 7	1520	1618	1651	1843	1738
Under 8	1622	1674	1698	1852	1751
Under 9	1543	1596	1575	1784	1635
Under 10	1409	1503	1492	1534	1493
Under 11	1199	1265	1276	1375	1313
Under 12	1062	1139	1117	1215	1137
Under 13	861	927	948	946	1021
Under 14	699	637	628	835	827
Junior Activities Total	11166	11709	11774	12853	12313

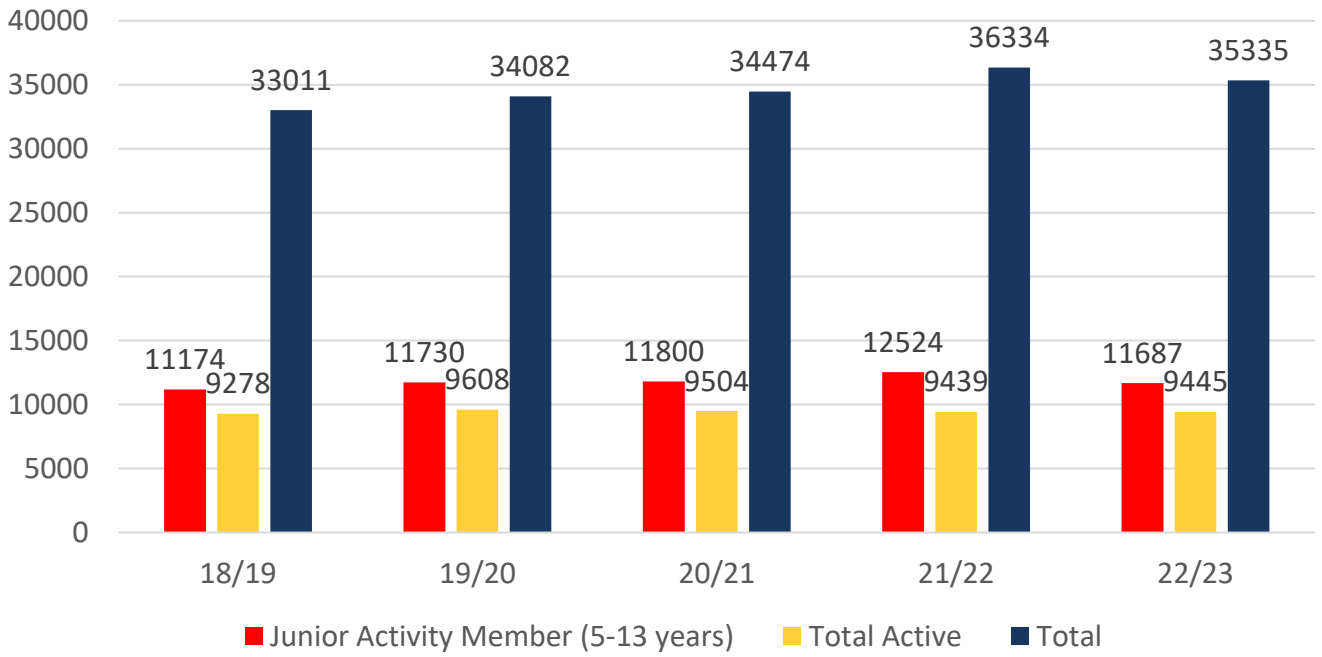
Note:

Numbers in this report are generated directly from Surfguard;

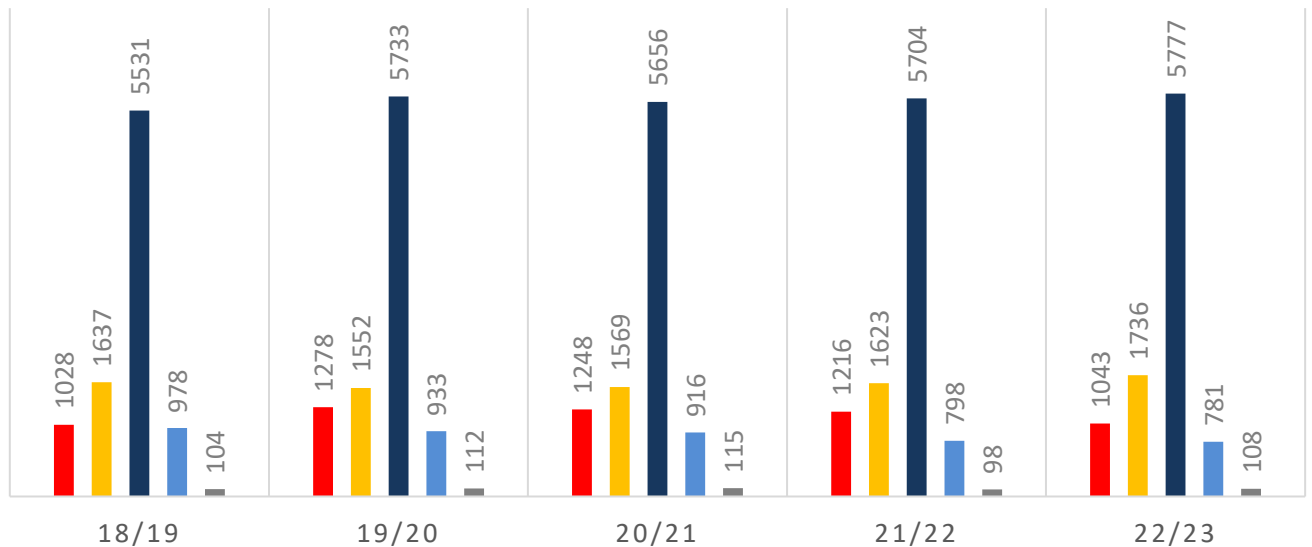
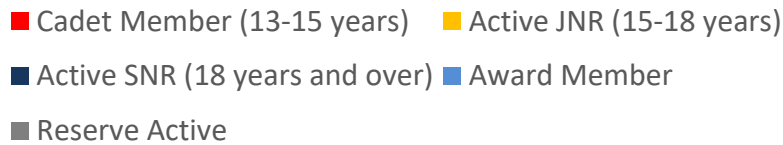
Numbers in the bottom graph are based off *Age Categories* not *Membership Categories*, hence the variance in numbers between the total here, and the total on the front page.

5 YEAR TREND ANALYSIS – WHOLE OF QUEENSLAND

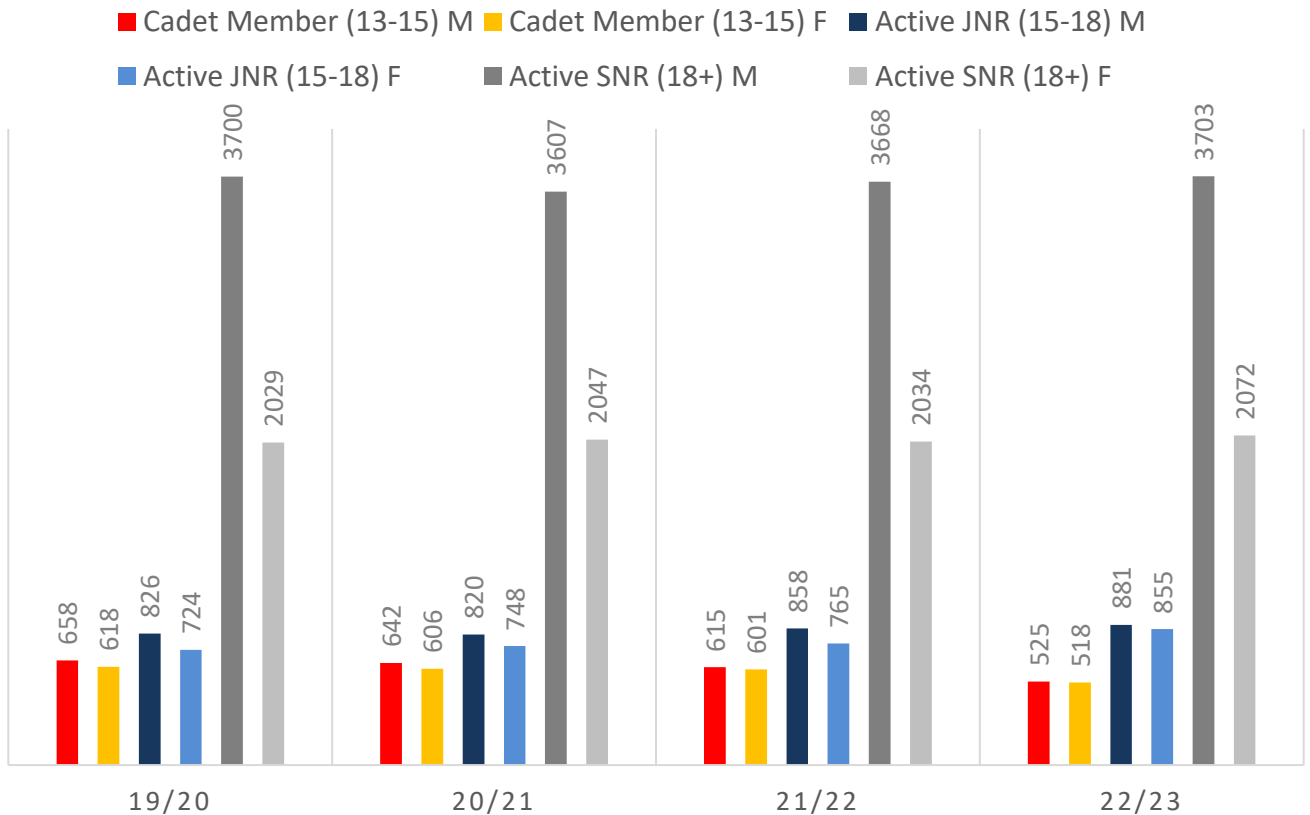
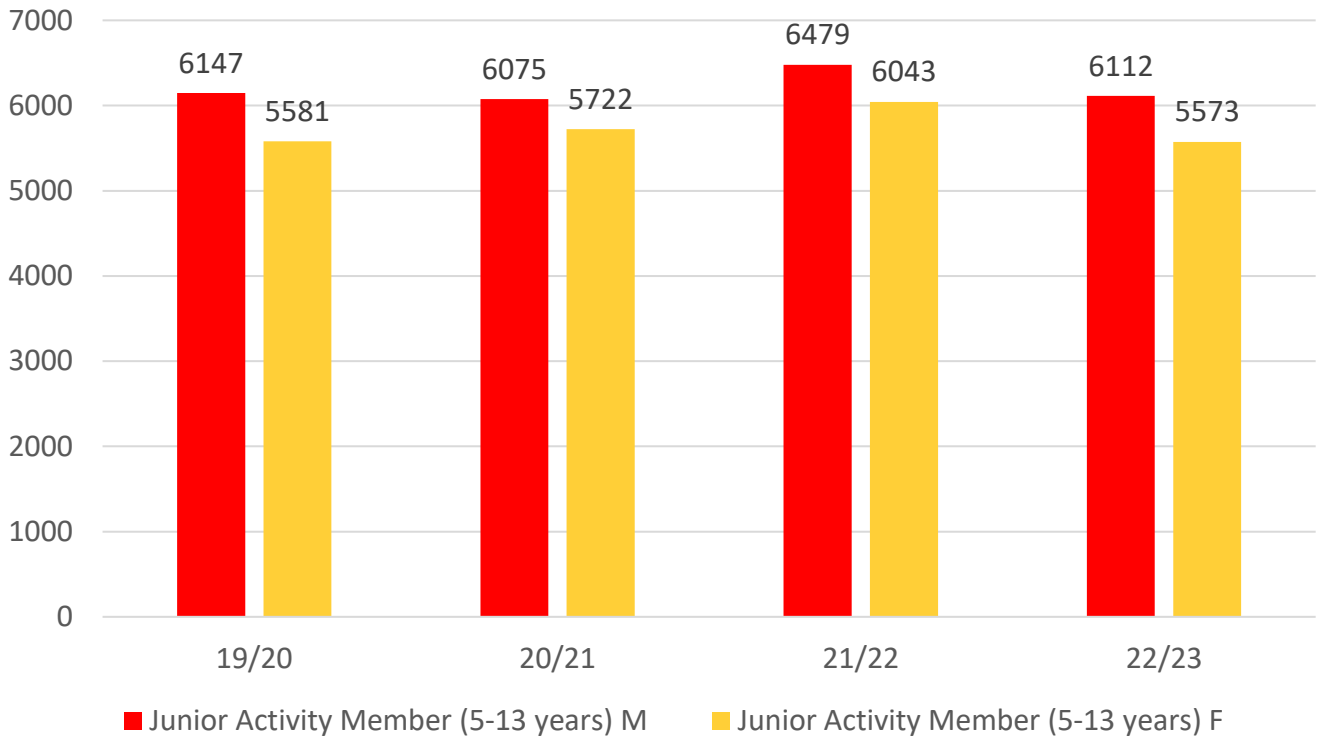
Total Membership



ACTIVE MEMBERSHIP

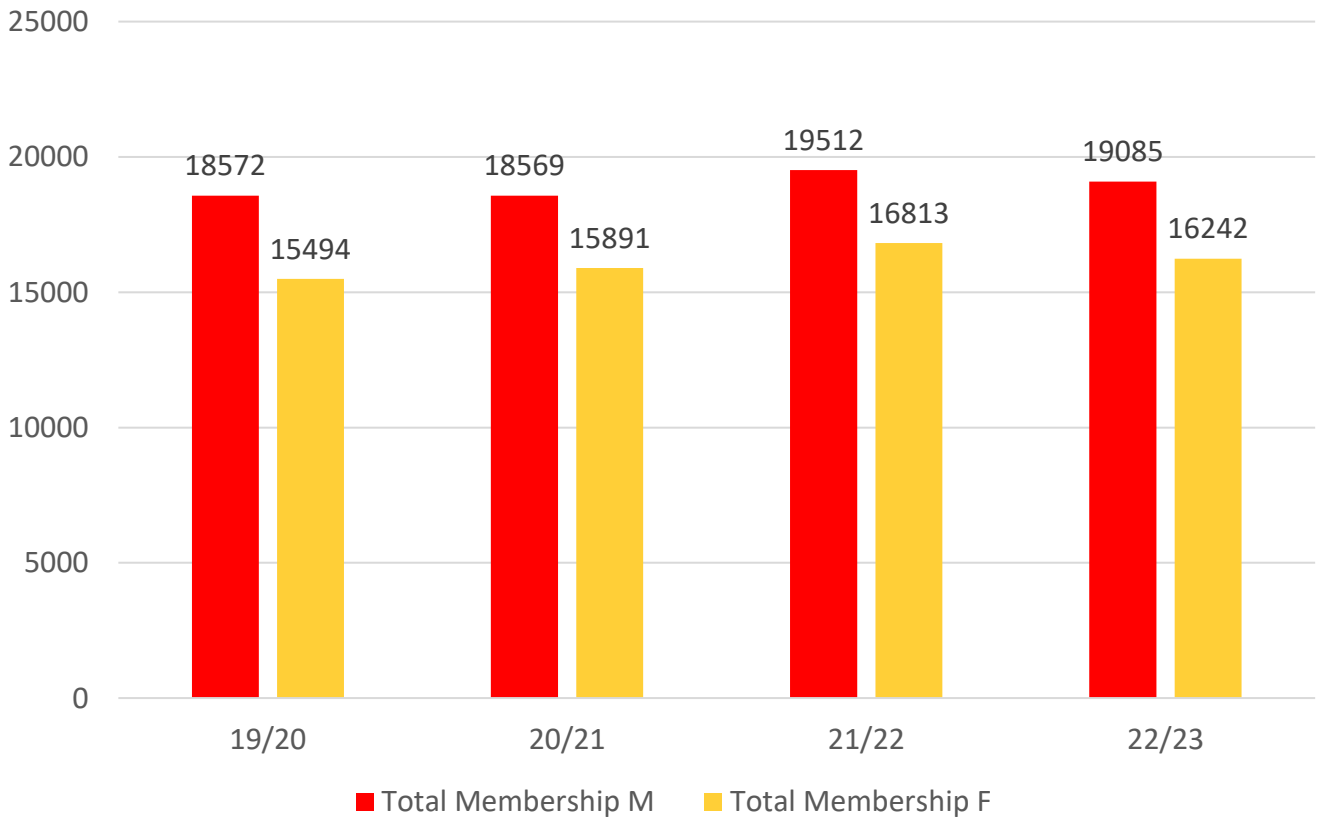
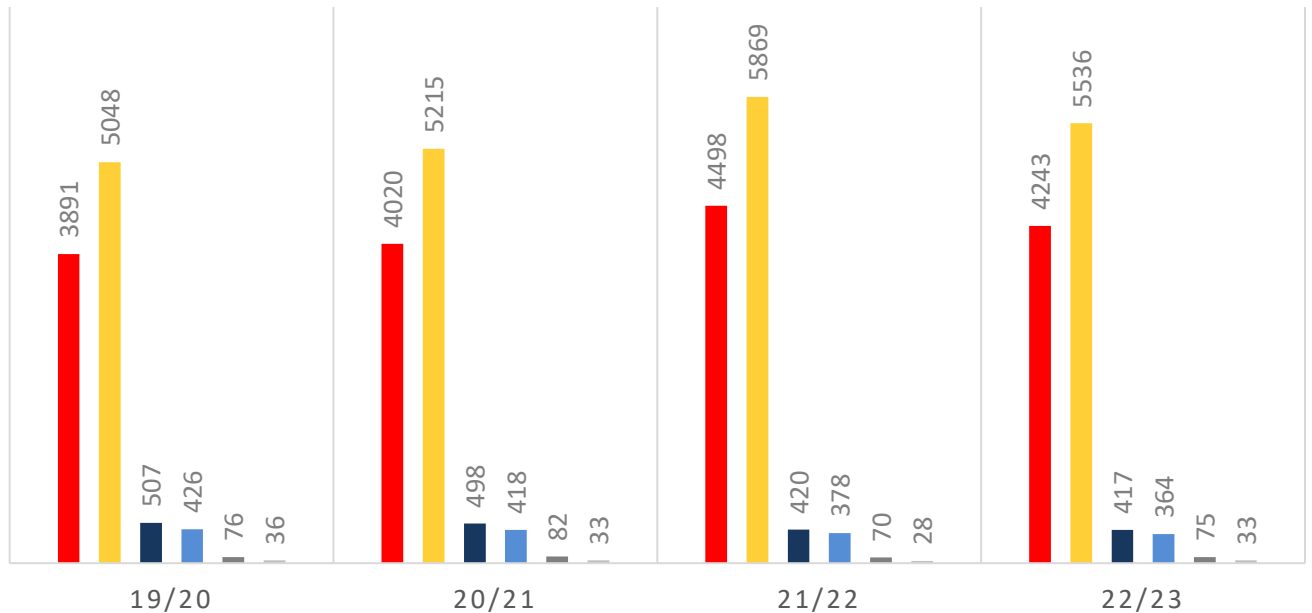


4 YEAR GENDER COMPARISON – WHOLE OF QUEENSLAND



4 YEAR GENDER COMPARISON – WHOLE OF QUEENSLAND

■ Associate M
 ■ Associate F
 ■ Award Member M
■ Award Member F
 ■ Reserve Active M
 ■ Reserve Active F



MEMBERSHIP RETENTION SOUTH EAST QUEENSLAND



10669

BRAND NEW MEMBERS



67%

MEMBERSHIP RETENTION



11565

**MEMBERS LOST FROM THE
ORGANISATION**

SOUTH EAST QUEENSLAND 2022/23														
	2021/22 Membership	Retained from previous season		Transfers between Club Categories	Transferred out of the club		Left the organisation		Brand new members		Transfers In from other clubs		2022/23 Membership	
		No.	%		No.	%	No.	%	No.	%	No.	%	No.	%
Probationary	487	197	40%	140	0	0%	290	60%	311	64%	1	0%	369	-24%
Junior Activities	12198	7407	61%	638	1	0%	4790	39%	4636	38%	1	0%	11406	-6%
Cadet Member (13-15 years)	1161	903	78%	77	0	0%	258	22%	169	15%	1	0%	996	-14%
Active (15-18 yrs)	1540	1136	74%	-381	0	0%	404	26%	156	10%	2	0%	1675	9%
Active (18yrs and over)	5442	4629	85%	-305	2	0%	811	15%	634	12%	7	0%	5575	2%
Award Member	743	609	82%	-59	0	0%	134	18%	72	10%	2	0%	742	0%
Reserve Active	91	76	84%	-13	0	0%	15	16%	9	10%	0	0%	98	8%
Long Service	1530	1420	93%	-67	0	0%	110	7%	87	6%	0	0%	1574	3%
Past Active	364	304	84%	-53	0	0%	60	16%	48	13%	0	0%	405	11%
Associate	10094	5576	55%	164	1	0%	4517	45%	4145	41%	1	0%	9558	-5%
Life Member	1068	1009	94%	-35	0	0%	59	6%	41	4%	0	0%	1085	2%
General	99	67	68%	-120	0	0%	32	32%	237	239%	0	0%	424	328%
Honorary	221	183	83%	6	0	0%	38	17%	70	32%	0	0%	247	12%
Non Member Participant	35	14	40%	3	0	0%	21	60%	9	26%	0	0%	20	-43%
Leave / Restricted	82	56	68%	-57	0	0%	26	32%	45	55%	0	0%	158	93%
Total Active	8977	7353	82%		2	0%	1622	18%	1040	12%	12		9086	1%
Total	35155	23586	67%		4	0%	11565	33%	10669	30%	15		34332	-2%

MEMBERSHIP RETENTION

SOUTH EAST QUEENSLAND

SOUTH EAST QUEENSLAND 2022/23								
Active Members	2021/22	Retained		Left SLS		Recruited		2022/23
	No.	No.	%	No.	%	No.	%	No.
13-15 Years	1140	906	79%	234	21%	199	17%	1235
16-18 Years	1567	1147	73%	420	27%	140	9%	1525
19-25 Years	1334	1029	77%	304	23%	184	14%	1392
26-35 Years	696	551	79%	145	21%	117	17%	684
36-50 Years	2522	2169	86%	352	14%	268	11%	2380
51-70 Years	1599	1442	90%	157	10%	123	8%	1741
70+ Years	119	109	92%	10	8%	12	10%	129
Total	8977	7353	82%	1622	18%	1043	12%	9086

SOUTH EAST QUEENSLAND 2022/23								
Age Group	2021/22	Retained		Left SLS		Recruited		2022/23
Under 6	1442					1335		1342
Under 7	1780	827	57%	598	41%	827	57%	1658
Under 8	1791	1020	57%	760	43%	640	36%	1664
Under 9	1731	1053	59%	738	41%	493	28%	1547
Under 10	1478	1003	58%	728	42%	417	24%	1422
Under 11	1328	886	60%	591	40%	356	24%	1246
Under 12	1162	817	62%	511	38%	268	20%	1088
Under 13	900	754	65%	408	35%	210	18%	966
Under 14	599	615	68%	285	32%	88	10%	471
Transitioned From JA		431	72%					

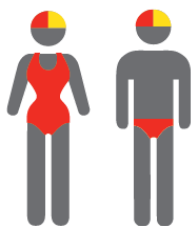
MEMBERSHIP RETENTION SOUTH EAST QUEENSLAND

2020/21




67%

TOTAL MEMBERSHIP
RETENTION



79%

ACTIVE MEMBERSHIP
RETENTION



63%


JUNIOR MEMBERSHIP
RETENTION

2021/22




69%

TOTAL MEMBERSHIP
RETENTION



80%

ACTIVE MEMBERSHIP
RETENTION



65%


JUNIOR MEMBERSHIP
RETENTION

2022/23



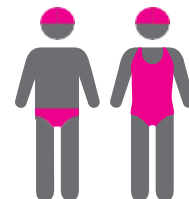
67%

TOTAL MEMBERSHIP
RETENTION



82%

ACTIVE MEMBERSHIP
RETENTION



61%

JUNIOR MEMBERSHIP
RETENTION